

**I-26 / I-40
TIP NO. I-2513AA/AB
CROSS SECTION INDEX**

LOCATION	STATION TO STATION	SHEET NO.
-L1_WB-	37+50.00 TO 67+00.00	X-2 TO X-29
-L1_EB-	37+00.00 TO 66+50.00	X-30 TO X-58
-Y_LT-	18+00.00 TO 92+44.00	X-59 TO X-123
-Y_RT-	18+00.00 TO 92+44.00	X-124 TO X-188
-Y_WB-	10+44.00 TO 19+00.00	X-189 TO X-196
-Y_EB-	10+44.00 TO 15+50.00	X-197 TO X-201
-Y5RPA-	25+00.00 TO 27+50.00	X-202 TO X-203
-RPC-	10+00.00 TO 39+50.00	X-204 TO X-230
-BRRSPUR-	10+00.00 TO 15+00.00	X-231 TO X-237
-YDET1-	12+00.00 TO 25+00.00	X-238 TO X-248
-YDET2-	10+00.00 TO 21+00.00	X-249 TO X-256
-Y5RPBDET-	10+00.00 TO 12+86.78	X-257 TO X-259

5/14/99

STATE OF NORTH CAROLINA
DIVISION OF HIGHWAYS

PROJ. REFERENCE NO.	SHEET NO.
I-2513AA/AB	X-1A

Quantities are approximate only. The Resident Engineer will use methods including but not limited to recross-sectioning, truck measurements, and aerial surveys to compute final quantities which the contractor will be paid.

Note: Embankment column does not include backfill for undercut.

CROSS-SECTION SUMMARY

Station	Uncl. Exc.	Undercut	Embt	Station	Uncl. Exc.	Undercut	Embt	Station	Uncl. Exc.	Undercut	Embt	Station	Uncl. Exc.	Undercut	Embt		
L1_WB	(cu. yd.)	(cu. yd.)	(cu. yd.)	L1_WB	(cu. yd.)	(cu. yd.)	(cu. yd.)	L1_EB	(cu. yd.)	(cu. yd.)	(cu. yd.)	Y_LT	(cu. yd.)	(cu. yd.)	(cu. yd.)		
37+17.52	0	0	0	63+50.00	146	51	2	59+50.00	95	49	778	36+50.00	10	10	169		
37+50.00	0	0	0	64+00.00	124	51	10	60+00.00	81	49	862	Station	Uncl. Exc.	Undercut	Embt		
38+00.00	0	0	0	64+50.00	110	49	23	60+50.00	66	48	1367	Y_LT	(cu. yd.)	(cu. yd.)	(cu. yd.)		
38+50.00	0	0	0	65+00.00	106	52	26	61+00.00	61	46	1842						
39+00.00	0	0	0	65+50.00	77	40	11	61+50.00	58	45	1751	36+50.00	0	0	0		
39+50.00	0	0	0	66+00.00	47	25	1	62+00.00	56	45	1600	37+00.00	0	10	0		
40+00.00	0	0	0	Station	Uncl. Exc.	Undercut	Embt	62+50.00	56	47	1425	37+50.00	0	10	0		
40+50.00	0	0	0	L1_EB	(cu. yd.)	(cu. yd.)	(cu. yd.)	63+00.00	60	44	1136	38+00.00	0	10	0		
41+00.00	0	0	0					63+50.00	69	52	546	38+50.00	0	10	0		
41+50.00	0	0	0	37+52.34	0	0	0	64+00.00	371	83	86	39+00.00	0	10	0		
42+00.00	0	0	0	38+00.00	0	0	0	64+50.00	1156	93	0	39+50.00	0	10	0		
42+50.00	0	0	0	38+50.00	0	0	0	65+00.00	1940	85	0	40+00.00	0	10	0		
43+00.00	0	0	0	39+00.00	0	0	0	65+50.00	2632	85	0	40+50.00	0	10	0		
43+50.00	0	0	0	39+50.00	0	0	0	66+00.00	1635	56	0	41+00.00	0	10	0		
44+00.00	0	0	0	40+00.00	0	0	3	66+10.00	50	5	0	41+50.00	0	10	0		
44+50.00	0	11	0	40+50.00	0	0	7	Station	Uncl. Exc.	Undercut	Embt	42+00.00	0	10	0		
45+00.00	49	22	0	41+00.00	0	0	7	Y_LT	(cu. yd.)	(cu. yd.)	(cu. yd.)	42+50.00	0	26	0		
45+50.00	46	22	0	41+50.00	0	0	3					43+00.00	0	26	0		
46+00.00	44	24	0	42+00.00	0	0	0	18+75.00	0	0	0	43+50.00	0	10	0		
46+50.00	33	24	60	42+50.00	0	0	0	19+00.00	0	5	17	44+00.00	0	10	0		
47+00.00	20	24	99	43+00.00	0	0	0	19+50.00	0	10	48	44+50.00	0	10	0		
47+50.00	245	39	52	43+50.00	0	0	0	20+00.00	0	10	54	45+00.00	0	10	0		
48+00.00	663	53	38	44+00.00	19	12	24	20+50.00	0	10	53	45+50.00	0	10	0		
48+50.00	944	54	44	44+50.00	35	27	32	21+00.00	0	10	50	46+00.00	0	6	0		
49+00.00	868	54	41	45+00.00	181	33	8	21+50.00	0	10	46	46+50.00	0	0	0		
49+50.00	769	55	34	45+50.00	307	38	0	22+00.00	0	10	48	47+00.00	0	0	0		
50+00.00	927	54	21	46+00.00	306	48	0	22+50.00	0	10	47	47+50.00	0	0	0		
50+50.00	986	59	18	46+50.00	561	48	0	23+00.00	0	10	39	48+00.00	0	2	0		
51+00.00	917	58	18	47+00.00	1155	38	0	23+50.00	0	10	38	48+50.00	0	7	0		
51+50.00	906	51	25	47+50.00	1761	48	0	24+00.00	0	10	42	49+00.00	0	10	0		
52+00.00	1003	49	34	48+00.00	2092	48	0	24+50.00	0	10	43	49+50.00	0	10	0		
52+50.00	1010	47	37	48+50.00	2374	38	0	25+00.00	0	10	41	50+00.00	0	10	0		
53+00.00	846	65	36	49+00.00	2591	38	0	25+50.00	0	10	37	50+50.00	0	10	0		
53+50.00	500	85	39	49+50.00	2607	38	0	26+00.00	0	10	37	51+00.00	0	10	0		
54+00.00	206	89	52	50+00.00	2427	38	0	26+50.00	0	10	43	51+50.00	0	10	0		
54+50.00	151	94	52	50+50.00	1932	38	0	27+50.00	0	10	94	52+00.00	0	10	0		
55+00.00	137	96	44	51+00.00	1395	38	0	28+00.00	0	10	37	52+50.00	0	10	0		
55+50.00	94	75	46	51+50.00	965	38	0	28+50.00	0	10	25	53+00.00	0	10	0		
56+00.00	57	54	54	52+00.00	572	38	0	29+00.00	0	10	64	53+24.24	0	4	0		
56+50.00	54	52	52	52+50.00	268	38	25	29+50.00	0	10	144	Station	Uncl. Exc.	Undercut	Embt		
57+00.00	53	52	49	53+00.00	111	38	163	30+00.00	0	10	219	Y_LT	(cu. yd.)	(cu. yd.)	(cu. yd.)		
57+50.00	55	52	57	53+50.00	148	38	138	30+50.00	0	10	253						
58+00.00	59	53	58	54+00.00	444	38	0	31+00.00	0	10	284	55+44.78	0	0	0		
58+50.00	68	53	52	54+50.00	795	38	0	31+50.00	0	10	279	55+50.00	0	0	0		
59+00.00	80	53	48	55+00.00	926	38	0	32+00.00	0	10	230	56+00.00	0	0	0		
59+50.00	83	52	50	55+50.00	923	38	0	32+50.00	0	10	193	56+50.00	0	12	0		
60+00.00	85	50	30	56+00.00	829	38	0	33+00.00	0	10	154	57+00.00	0	24	0		
60+50.00	99	46	3	56+50.00	596	38	0	33+50.00	0	10	122	57+50.00	0	24	0		
61+00.00	101	44	2	57+00.00	411	38	0	34+00.00	0	10	94	58+00.00	0	30	0		
61+50.00	94	42	7	57+50.00	331	50	0	34+50.00	0	10	82	58+50.00	58	34	3231		
62+00.00	121	59	12	58+00.00	199	61	0	35+00.00	7	20	83	59+00.00	75	34	3381		
62+50.00	154	67	9	58+50.00	101	53	159	35+50.00	9	36	95	59+50.00	83	34	3444		
63+00.00	159	53	3	59+00.00	97	48	500	36+00.00	8	25	108	60+00.00	82	34	2968		

STATE OF NORTH CAROLINA
DIVISION OF HIGHWAYS

PROJ. REFERENCE NO.	SHEET NO.
I-2513AA/AB	X-1B

Quantities are approximate only. The Resident Engineer will use methods including but not limited to recross-sectioning, truck measurements, and aerial surveys to compute final quantities which the contractor will be paid.

Note: Embankment column does not include backfill for undercut. **CROSS-SECTION SUMMARY**

Station	Uncl. Exc.	Undercut	Embt	Station	Uncl. Exc.	Undercut	Embt	Station	Uncl. Exc.	Undercut	Embt	Station	Uncl. Exc.	Undercut	Embt
Y_LT	(cu. yd.)	(cu. yd.)	(cu. yd.)	Y_LT	(cu. yd.)	(cu. yd.)	(cu. yd.)	Y_RT	(cu. yd.)	(cu. yd.)	(cu. yd.)	Y_RT	(cu. yd.)	(cu. yd.)	(cu. yd.)
60+50.00	80	35	1881	85+00.00	0	0	0	35+50.00	12	10	1	58+50.00	0	10	0
61+00.00	77	37	918	85+50.00	430	55	0	36+00.00	14	10	1	59+00.00	0	10	0
61+50.00	72	36	544	86+00.00	209	56	0	36+50.00	16	10	1	59+50.00	0	10	0
62+00.00	66	35	476	86+50.00	98	45	48	37+00.00	17	10	0	60+00.00	0	10	0
62+50.00	61	34	282	87+00.00	41	35	135	37+50.00	16	10	0	60+50.00	0	10	0
63+00.00	57	34	121	87+50.00	47	41	131	38+00.00	12	10	0	61+00.00	0	10	0
63+50.00	58	36	56	88+00.00	47	43	84	Station	Uncl. Exc.	Undercut	Embt	61+50.00	0	10	0
64+00.00	60	36	47	88+50.00	41	40	126	Y_RT	(cu. yd.)	(cu. yd.)	(cu. yd.)	62+00.00	0	10	0
64+50.00	62	35	51	89+00.00	42	43	106	62+50.00	0	10	0	62+50.00	0	10	0
65+00.00	64	34	54	89+50.00	56	51	23	38+00.00	0	0	0	63+00.00	0	10	0
65+50.00	65	35	66	90+00.00	59	55	6	38+50.00	0	10	0	63+50.00	16	16	0
66+00.00	64	35	57	90+50.00	50	50	16	39+00.00	0	10	0	64+00.00	39	29	21
66+50.00	63	35	153	91+00.00	44	41	100	39+50.00	0	10	0	64+50.00	57	38	21
67+00.00	66	36	359	91+50.00	39	34	380	40+00.00	0	10	0	65+00.00	101	40	0
67+50.00	69	37	447	92+00.00	37	32	789	40+50.00	0	10	0	65+50.00	115	40	0
68+00.00	68	36	442	92+44.00	33	29	909	41+00.00	0	10	0	66+00.00	128	40	0
68+50.00	68	35	472	Station	Uncl. Exc.	Undercut	Embt	41+50.00	0	10	0	66+50.00	187	37	4
69+00.00	73	35	384	Y_RT	(cu. yd.)	(cu. yd.)	(cu. yd.)	42+00.00	0	10	0	67+00.00	167	32	31
69+50.00	77	36	273	18+75.00	0	0	0	42+50.00	0	10	0	67+50.00	86	29	83
70+00.00	76	35	295	19+00.00	0	5	0	43+00.00	0	10	0	68+00.00	66	30	84
70+50.00	78	35	334	19+50.00	0	10	0	43+50.00	0	10	0	68+50.00	61	32	48
71+00.00	81	35	336	20+00.00	0	10	0	44+00.00	0	10	0	69+00.00	52	35	22
71+50.00	78	35	319	20+50.00	0	10	0	44+50.00	0	10	0	69+50.00	53	38	6
72+00.00	74	35	313	21+00.00	0	10	0	45+00.00	0	10	0	70+00.00	44	36	52
72+50.00	76	35	323	21+50.00	0	10	0	45+50.00	0	10	0	70+50.00	42	33	123
73+00.00	83	35	321	22+00.00	0	10	0	45+80.15	0	6	0	71+00.00	42	34	188
73+50.00	90	35	293	22+50.00	0	10	0	Station	Uncl. Exc.	Undercut	Embt	71+50.00	38	33	297
74+00.00	88	35	263	23+00.00	0	10	0	Y_RT	(cu. yd.)	(cu. yd.)	(cu. yd.)	72+00.00	39	35	367
74+50.00	81	37	219	23+50.00	0	10	0	47+44.25	0	0	0	72+50.00	46	39	253
75+00.00	69	37	166	24+00.00	4	10	0	47+50.00	0	1	0	73+00.00	50	40	269
75+50.00	63	37	90	24+50.00	5	10	1	48+00.00	0	10	0	73+50.00	50	39	322
76+00.00	63	38	31	25+00.00	3	10	5	48+50.00	0	10	0	74+00.00	46	36	210
76+50.00	74	40	13	25+50.00	3	10	7	49+00.00	0	10	0	74+50.00	44	35	108
77+00.00	94	41	0	26+00.00	4	10	6	49+50.00	0	7	0	75+00.00	59	38	22
77+50.00	174	42	0	26+50.00	4	10	6	50+00.00	0	15	0	75+50.00	69	40	5
78+00.00	376	43	0	27+00.00	3	10	10	50+50.00	0	25	0	76+00.00	69	36	54
78+50.00	628	43	0	27+50.00	3	10	18	51+00.00	0	22	0	76+50.00	87	35	108
79+00.00	735	43	0	28+00.00	3	10	61	51+50.00	0	20	0	77+00.00	107	39	59
79+50.00	694	43	0	28+50.00	2	10	134	52+00.00	0	20	0	77+50.00	124	40	0
80+00.00	767	44	0	29+00.00	3	10	165	52+50.00	0	12	0	78+00.00	142	42	0
80+50.00	966	45	0	29+50.00	5	10	119	53+00.00	0	5	0	78+50.00	245	44	0
81+00.00	1139	46	0	30+00.00	6	10	45	53+24.24	0	1	0	79+00.00	396	44	0
81+50.00	1113	47	0	30+50.00	8	10	6	Station	Uncl. Exc.	Undercut	Embt	79+50.00	516	44	0
82+00.00	1038	48	0	31+00.00	8	10	2	Y_RT	(cu. yd.)	(cu. yd.)	(cu. yd.)	80+00.00	578	44	0
82+50.00	980	49	0	31+50.00	6	10	3	55+44.78	0	0	0	80+50.00	588	44	0
83+00.00	833	50	0	32+00.00	6	10	2	55+50.00	0	1	0	81+00.00	668	44	0
83+50.00	774	51	0	32+50.00	18	10	1	56+00.00	0	7	0	81+50.00	732	43	0
84+00.00	785	52	0	33+00.00	19	10	1	56+50.00	0	10	0	82+00.00	714	43	0
84+50.00	776	53	0	33+50.00	19	10	1	57+00.00	0	10	0	82+50.00	748	43	0
85+00.00	681	54	0	34+00.00	21	10	0	57+50.00	0	10	0	83+00.00	792	43	0
				34+50.00	13	10	0	58+00.00	0	10	0	83+50.00	741	43	0
				35+00.00	12	10	1					84+00.00	688	43	0
												84+50.00	653	43	0

STATE OF NORTH CAROLINA DIVISION OF HIGHWAYS

PROJ. REFERENCE NO.	SHEET NO.
I-2513AA/AB	X-1C

Quantities are approximate only. The Resident Engineer will use methods including but not limited to recross-sectioning, truck measurements, and aerial surveys to compute final quantities which the contractor will be paid.

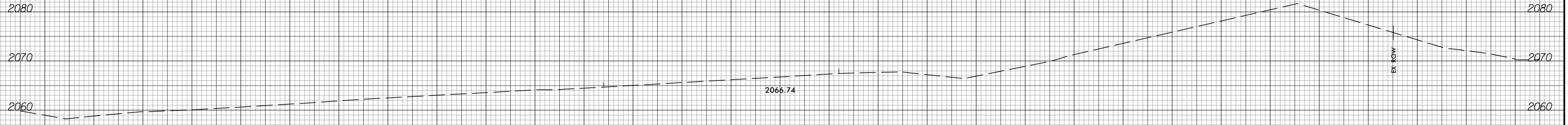
Note: Embankment column does not include backfill for undercut. **CROSS-SECTION SUMMARY**

Station	Uncl. Exc.	Undercut	Embt	Station	Uncl. Exc.	Undercut	Embt	Station	Uncl. Exc.	Undercut	Embt						
Y_RT	(cu. yd.)	(cu. yd.)	(cu. yd.)	Y_EB	(cu. yd.)	(cu. yd.)	(cu. yd.)	RPC	(cu. yd.)	(cu. yd.)	(cu. yd.)						
85+00.00	579	44	0	10+44.00	0	0	0	20+50.00	1706	75	16						
Station	Uncl. Exc.	Undercut	Embt	10+50.00	9	4	32	21+00.00	1693	75	19						
Y_RT	(cu. yd.)	(cu. yd.)	(cu. yd.)	11+00.00	64	31	262	21+50.00	1497	76	18						
				11+50.00	53	30	258	22+00.00	908	77	19						
85+00.00	0	0	0	12+00.00	52	31	239	22+50.00	351	48	253						
85+50.00	531	43	0	12+50.00	66	33	167	23+00.00	117	19	1049						
86+00.00	502	43	0	13+00.00	79	35	180	23+50.00	129	19	2588						
86+50.00	498	44	0	13+50.00	116	35	124	24+00.00	144	19	3997						
87+00.00	494	44	0	14+00.00	207	39	1	24+50.00	151	19	4564						
87+50.00	477	43	0	14+50.00	194	39	0	25+00.00	135	19	4731						
88+00.00	406	44	0	15+00.00	95	34	0	25+50.00	87	9	5045						
88+50.00	373	44	0	15+08.00	11	5	0	26+00.00	35	0	5434						
89+00.00	323	44	0	Station	Uncl. Exc.	Undercut	Embt	26+50.00	21	0	5462						
89+50.00	173	43	7					27+00.00	26	0	5396						
90+00.00	76	39	160	Y5RPA	(cu. yd.)	(cu. yd.)	(cu. yd.)	27+50.00	25	0	5351						
90+50.00	56	37	575	21+24.50	0	0	0	28+00.00	18	0	5220						
91+00.00	60	39	898	21+50.00	0	0	0	28+50.00	13	0	5093						
91+50.00	65	39	753	22+00.00	0	0	1581	29+00.00	10	0	4852						
92+00.00	66	38	481	22+50.00	15	0	1303	29+50.00	13	0	4223						
92+44.00	62	34	297	23+00.00	52	7	961	30+00.00	18	0	3360						
Station	Uncl. Exc.	Undercut	Embt	23+50.00	104	17	874	30+50.00	18	0	2418						
Y_WB	(cu. yd.)	(cu. yd.)	(cu. yd.)	24+00.00	166	22	814	31+00.00	231	5	1188						
				24+50.00	235	25	716	31+50.00	1379	33	242						
10+44.00	0	0	0	25+00.00	274	29	699	32+00.00	3119	65	0						
10+50.00	9	3	142	25+50.00	548	28	664	32+50.00	4714	72	0						
11+00.00	38	28	1378	26+00.00	318	22	544	33+00.00	6213	65	0						
11+50.00	51	29	1372	26+50.00	279	21	370	33+50.00	7277	58	0						
12+00.00	61	29	913	27+00.00	319	11	146	34+00.00	6394	57	0						
12+50.00	66	30	472	27+49.45	393	0	15	34+50.00	4100	56	0						
13+00.00	72	33	158	Station	Uncl. Exc.	Undercut	Embt	35+00.00	2817	56	0						
13+50.00	209	41	15					35+50.00	3071	56	0						
14+00.00	507	56	0	RPC	(cu. yd.)	(cu. yd.)	(cu. yd.)	36+00.00	3879	56	0						
14+50.00	831	65	0	10+00.00	0	0	0	36+50.00	4298	56	0						
15+00.00	1105	62	0	10+50.00	22	8	0	37+00.00	4314	56	0						
15+50.00	1227	58	0	11+00.00	37	18	2	37+50.00	4084	56	0						
16+00.00	1204	54	1	11+50.00	38	19	26	38+00.00	3545	56	0						
16+50.00	1122	49	1	12+00.00	41	20	68	38+50.00	2741	56	0						
17+00.00	1020	46	1	12+50.00	44	23	73	39+00.00	2606	56	0						
17+50.00	871	41	1	13+00.00	47	26	47	39+50.00	3102	56	0						
18+00.00	695	39	2	13+50.00	53	29	18	40+00.00	3316	56	0						
18+50.00	351	39	2	14+00.00	310	36	0										
18+70.00	33	16	0	14+50.00	825	44	0										
19+00.00	36	0	0	15+00.00	1328	51	0										
19+50.00	40	0	0	15+50.00	1611	61	0										
20+00.00	40	0	0	16+00.00	1684	65	0										
20+50.00	39	0	0	16+50.00	1664	68	0										
20+82.00	24	0	0	17+00.00	1372	73	0										
				17+50.00	989	77	0										
				18+00.00	1176	82	0										
				18+50.00	1581	85	0										
				19+00.00	1642	79	1										
				19+50.00	1669	73	1										
				20+00.00	1754	75	6										



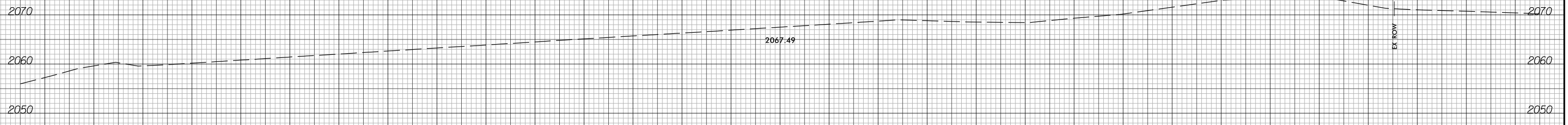
150 140 130 120 110 100 90 80 70 60 50 40 30 20 10 0 10 20 30 40 50 60 70 80 90 100 110 120 130 140 150

 = UNDERCUT EXCAVATION FOR SUBGRADE STABILITY

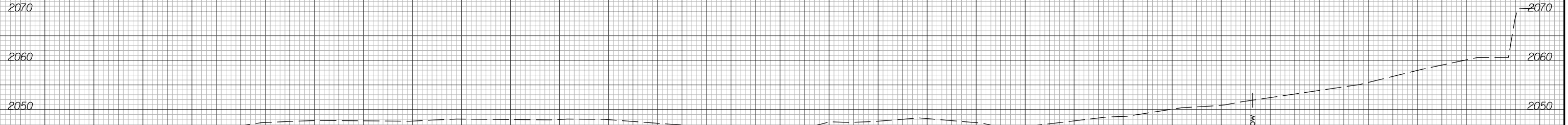


38 + 50.00

BEGIN CONSTRUCTION
-LI_WB- STA. 38 + 02.50



38 + 00.00



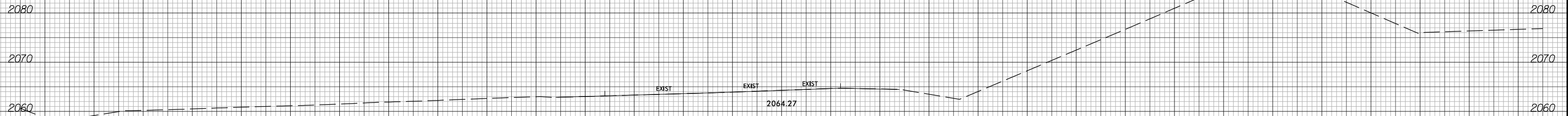
37 + 50.00

-LI_WB-

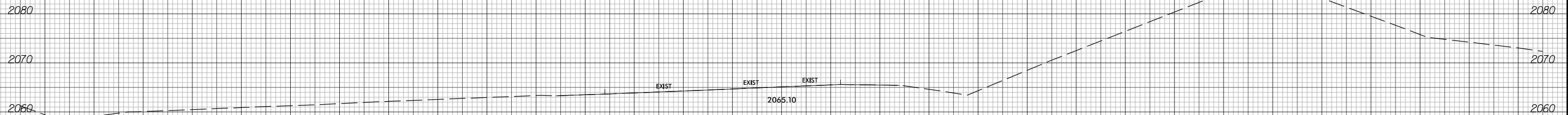
150 140 130 120 110 100 90 80 70 60 50 40 30 20 10 0 10 20 30 40 50 60 70 80 90 100 110 120 130 140 150



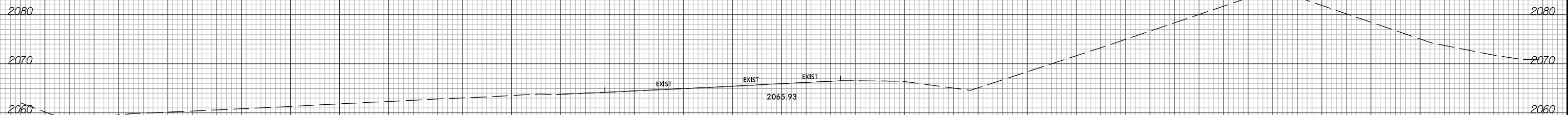
150 140 130 120 110 100 90 80 70 60 50 40 30 20 10 0 10 20 30 40 50 60 70 80 90 100 110 120 130 140 150



40 + 00.00



39 + 50.00



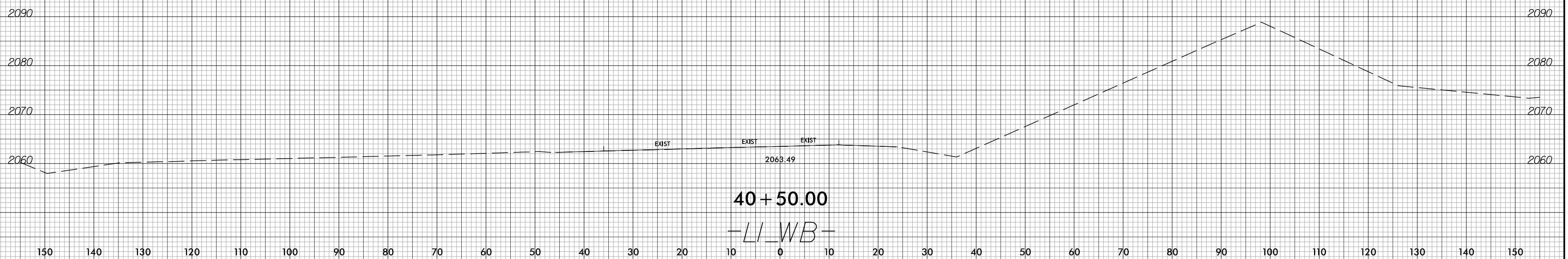
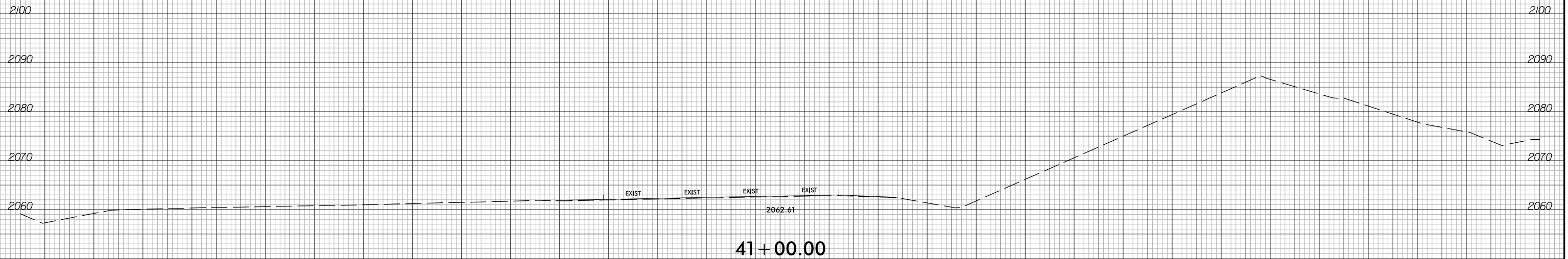
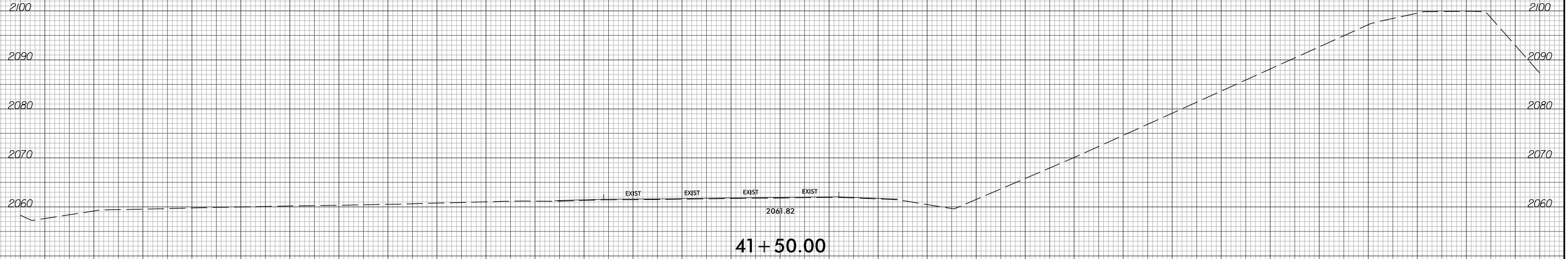
39 + 00.00

-LI_WB-

150 140 130 120 110 100 90 80 70 60 50 40 30 20 10 0 10 20 30 40 50 60 70 80 90 100 110 120 130 140 150



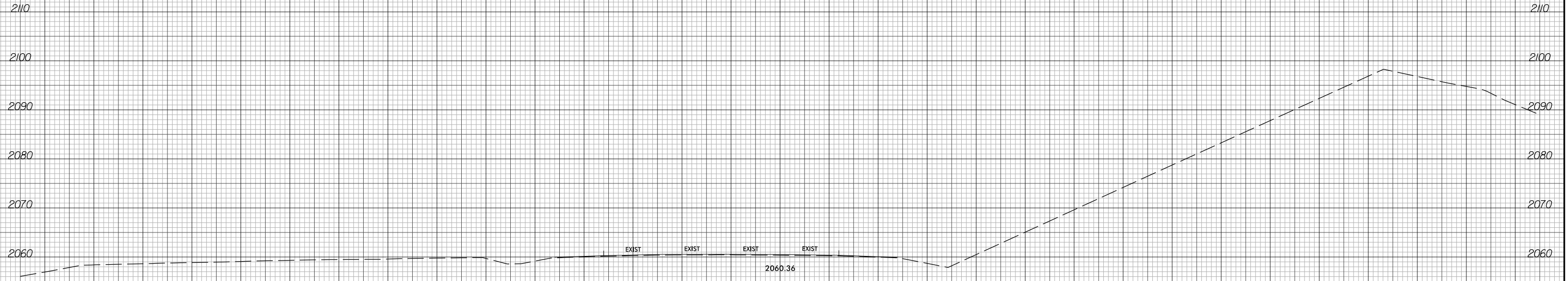
150 140 130 120 110 100 90 80 70 60 50 40 30 20 10 0 10 20 30 40 50 60 70 80 90 100 110 120 130 140 150



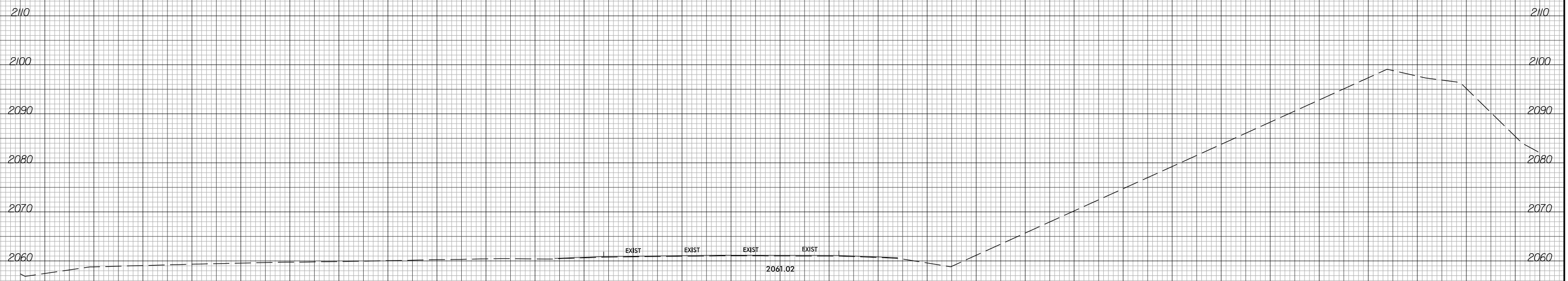
150 140 130 120 110 100 90 80 70 60 50 40 30 20 10 0 10 20 30 40 50 60 70 80 90 100 110 120 130 140 150



150 140 130 120 110 100 90 80 70 60 50 40 30 20 10 0 10 20 30 40 50 60 70 80 90 100 110 120 130 140 150



42 + 50.00



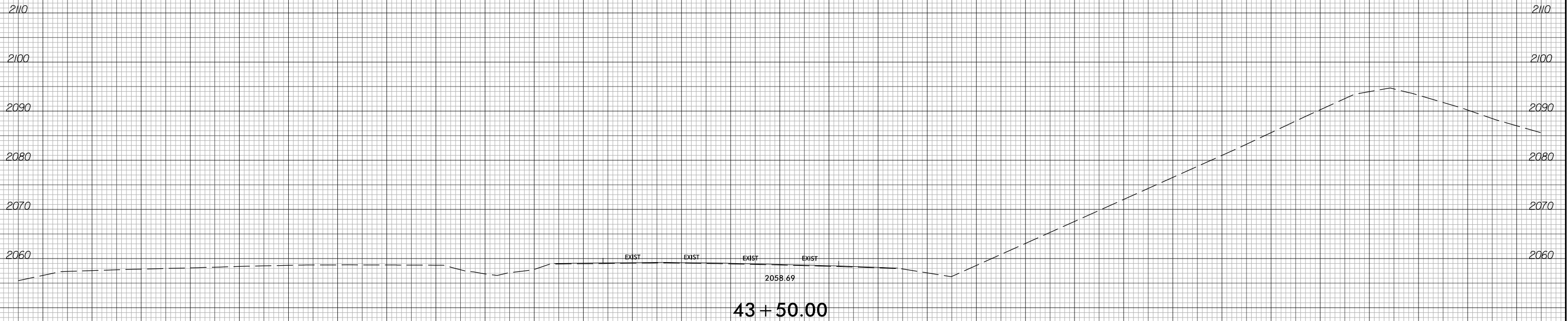
42 + 00.00

-LI_WB-

150 140 130 120 110 100 90 80 70 60 50 40 30 20 10 0 10 20 30 40 50 60 70 80 90 100 110 120 130 140 150

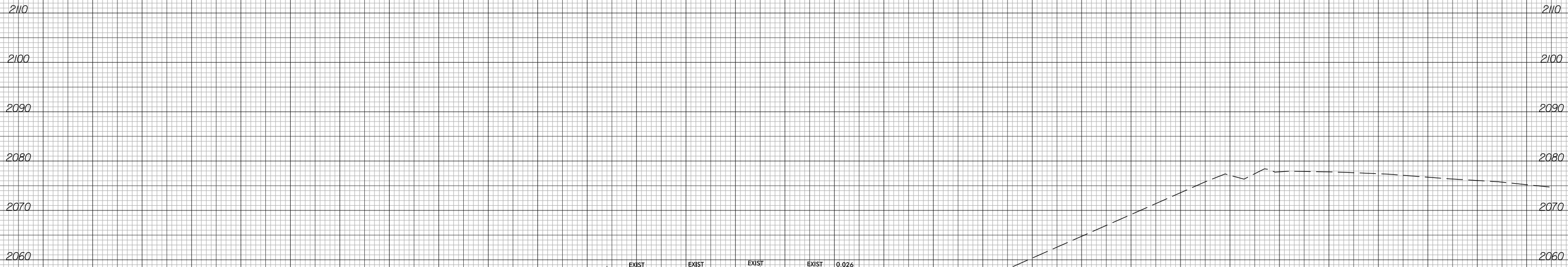


150 140 130 120 110 100 90 80 70 60 50 40 30 20 10 0 10 20 30 40 50 60 70 80 90 100 110 120 130 140 150

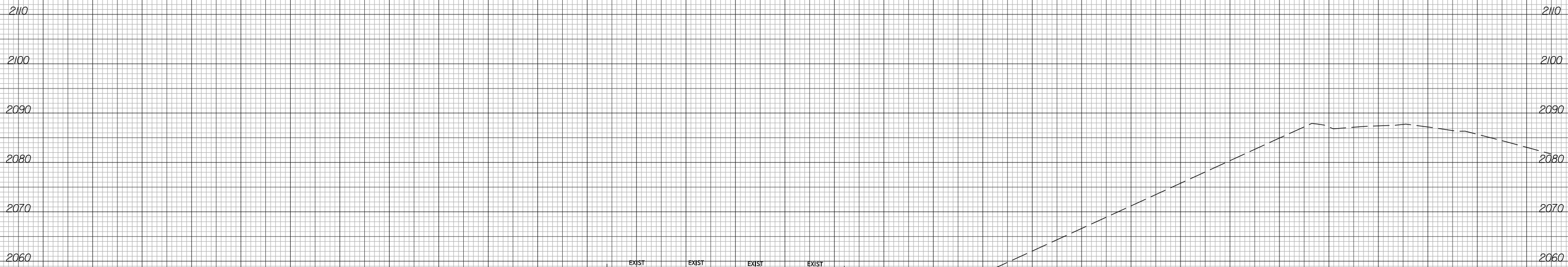




150 140 130 120 110 100 90 80 70 60 50 40 30 20 10 0 10 20 30 40 50 60 70 80 90 100 110 120 130 140 150



44 + 50.00



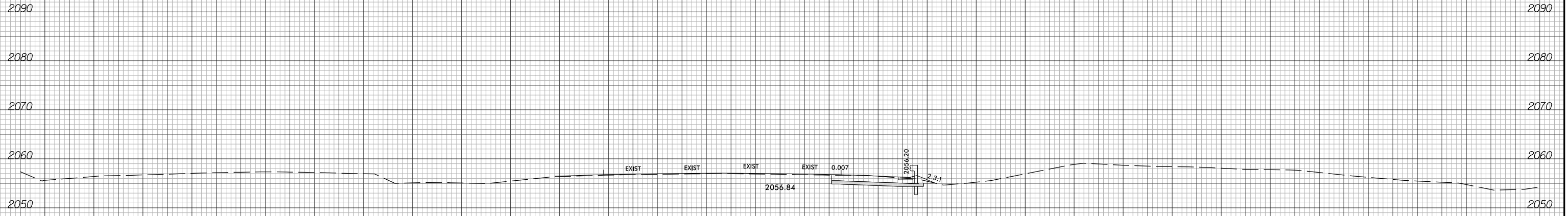
44 + 00.00

-LI_WB-

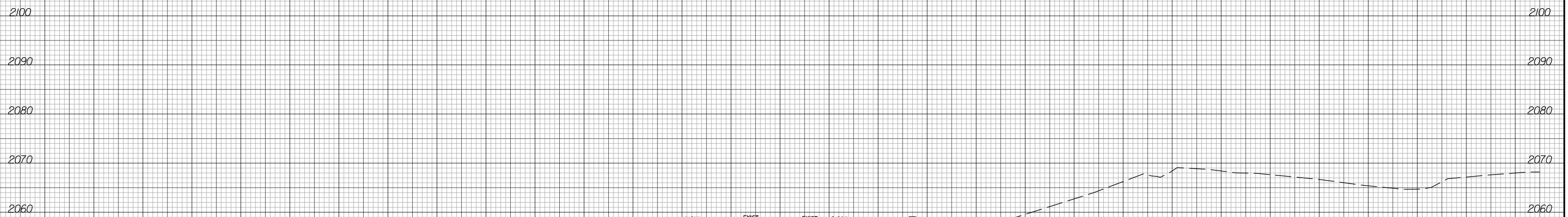
150 140 130 120 110 100 90 80 70 60 50 40 30 20 10 0 10 20 30 40 50 60 70 80 90 100 110 120 130 140 150



150 140 130 120 110 100 90 80 70 60 50 40 30 20 10 0 10 20 30 40 50 60 70 80 90 100 110 120 130 140 150



45 + 50.00



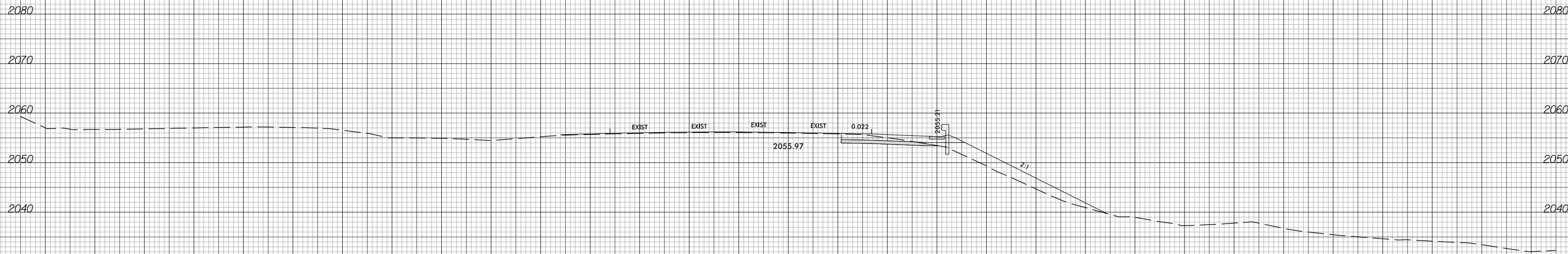
45 + 00.00

LI_WB

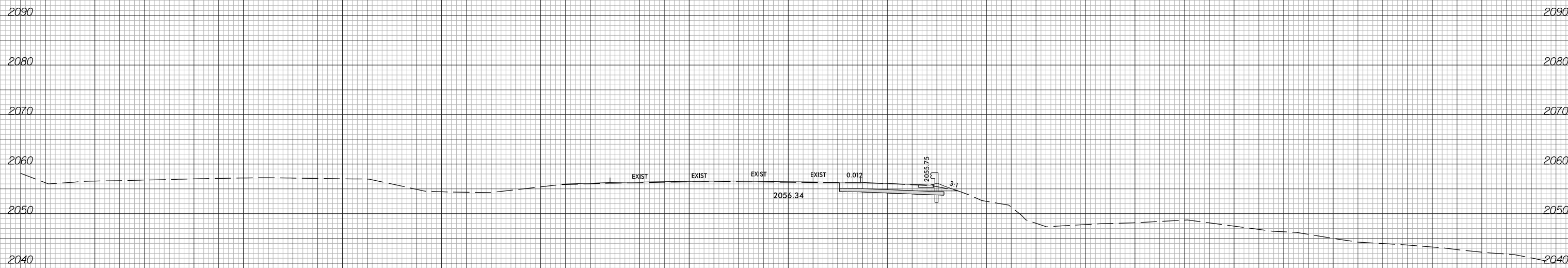
150 140 130 120 110 100 90 80 70 60 50 40 30 20 10 0 10 20 30 40 50 60 70 80 90 100 110 120 130 140 150



150 140 130 120 110 100 90 80 70 60 50 40 30 20 10 0 10 20 30 40 50 60 70 80 90 100 110 120 130 140 150



46 + 50.00



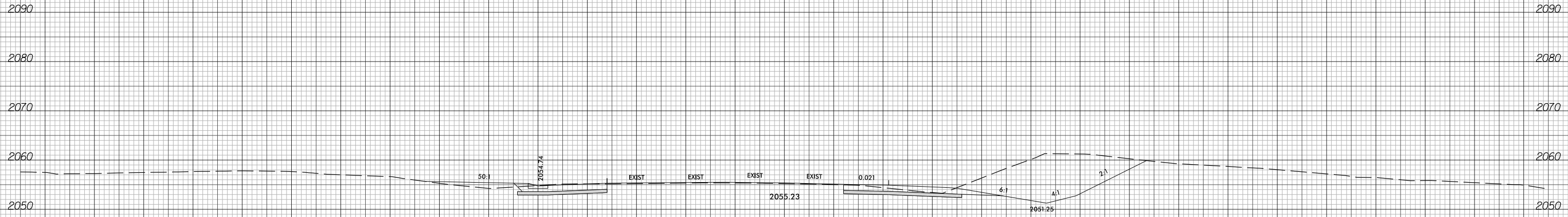
46 + 00.00

-LI_WB-

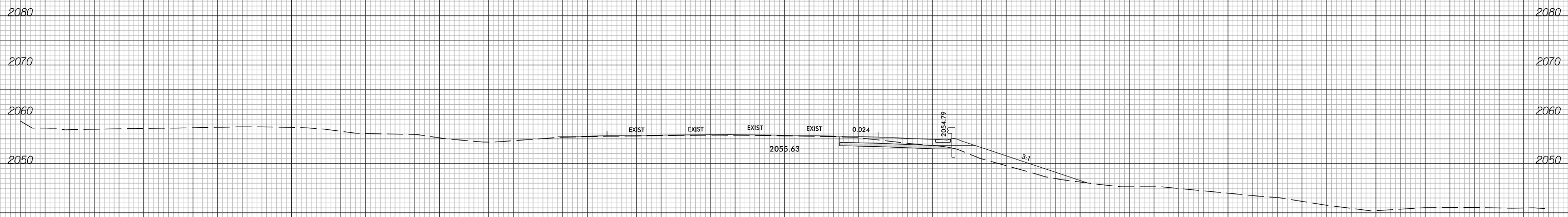
150 140 130 120 110 100 90 80 70 60 50 40 30 20 10 0 10 20 30 40 50 60 70 80 90 100 110 120 130 140 150



150 140 130 120 110 100 90 80 70 60 50 40 30 20 10 0 10 20 30 40 50 60 70 80 90 100 110 120 130 140 150



47 + 50.00

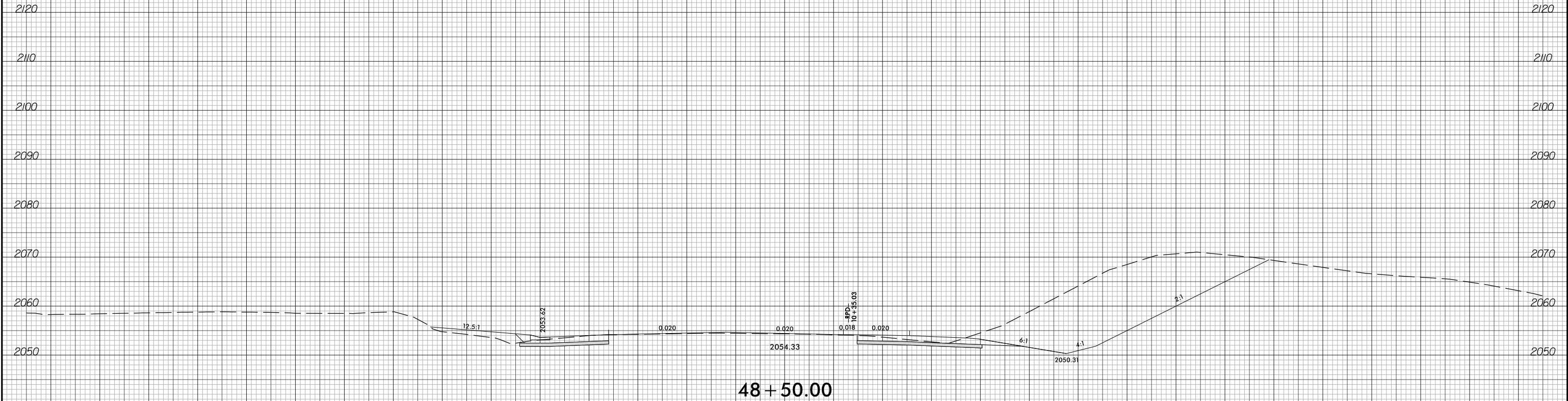


47 + 00.00

LI_WB

150 140 130 120 110 100 90 80 70 60 50 40 30 20 10 0 10 20 30 40 50 60 70 80 90 100 110 120 130 140 150

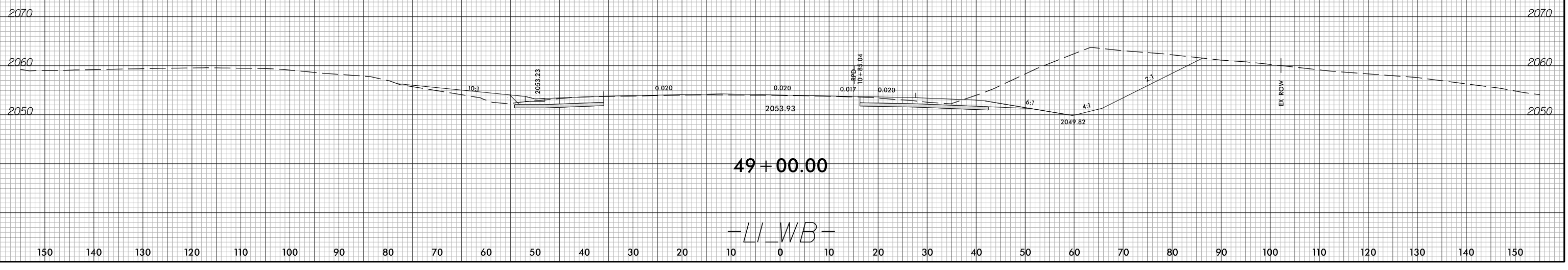

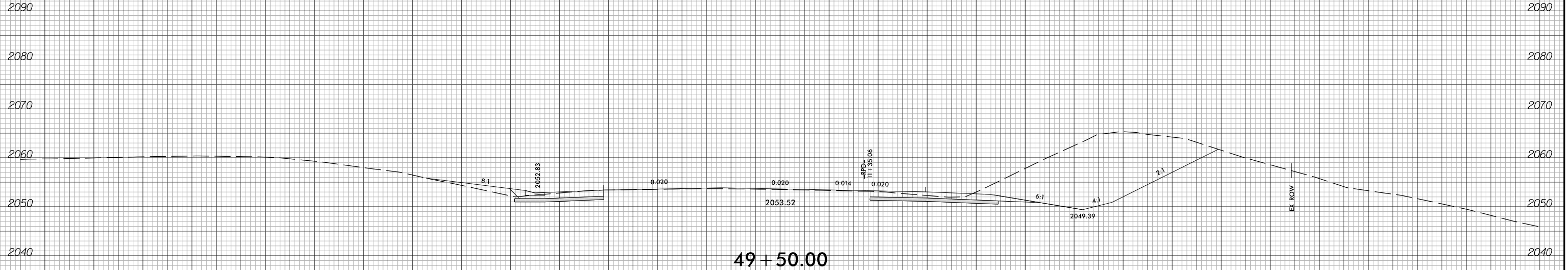
150 140 130 120 110 100 90 80 70 60 50 40 30 20 10 0 10 20 30 40 50 60 70 80 90 100 110 120 130 140 150



150 140 130 120 110 100 90 80 70 60 50 40 30 20 10 0 10 20 30 40 50 60 70 80 90 100 110 120 130 140 150



150 140 130 120 110 100 90 80 70 60 50 40 30 20 10 0 10 20 30 40 50 60 70 80 90 100 110 120 130 140 150



150 140 130 120 110 100 90 80 70 60 50 40 30 20 10 0 10 20 30 40 50 60 70 80 90 100 110 120 130 140 150

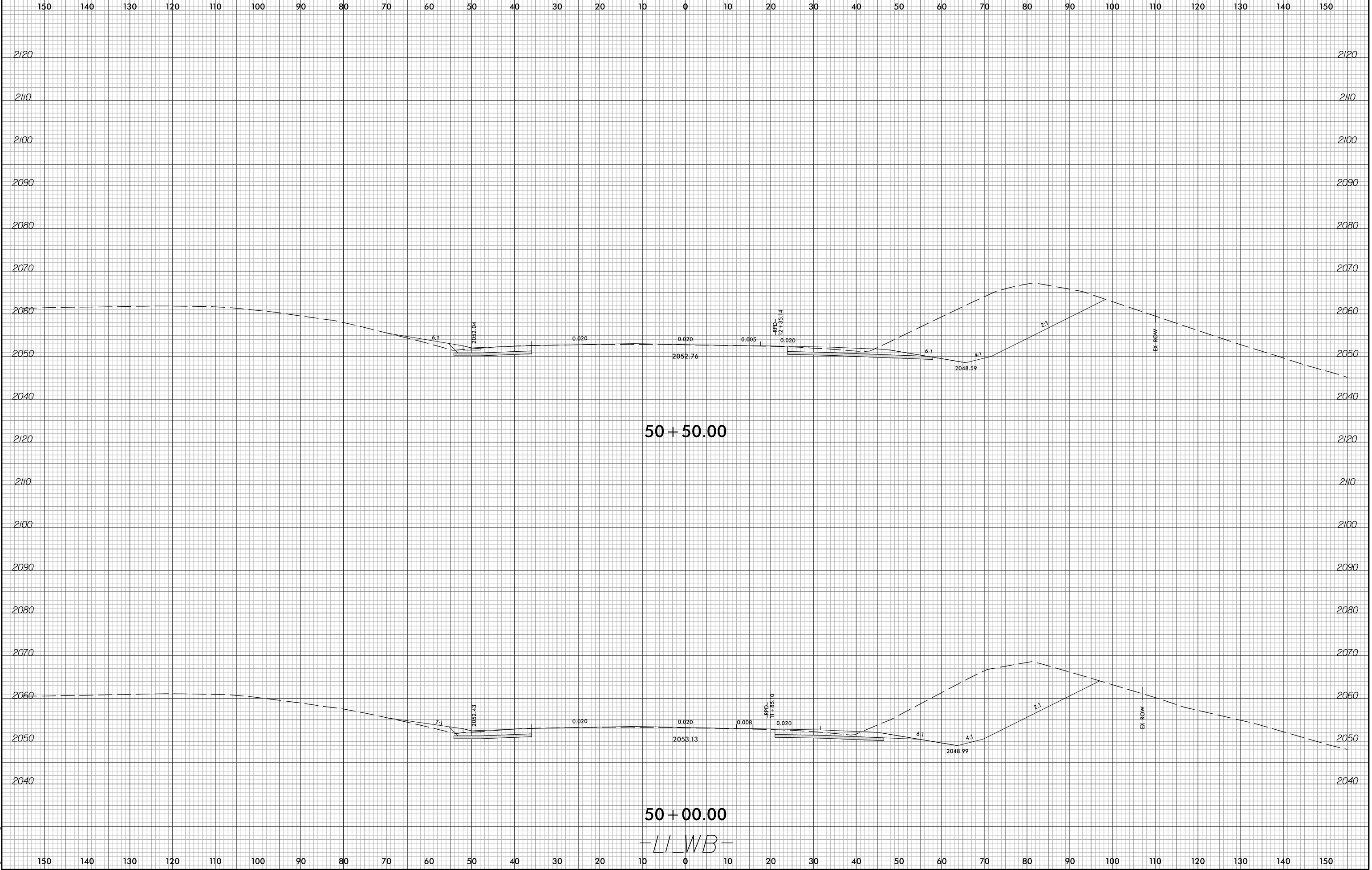
-LI_WB-

6/23/16



PROJ. REFERENCE NO.	SHEET NO.
I-2513AA/AB	X-13

SHEET NO.
X-13



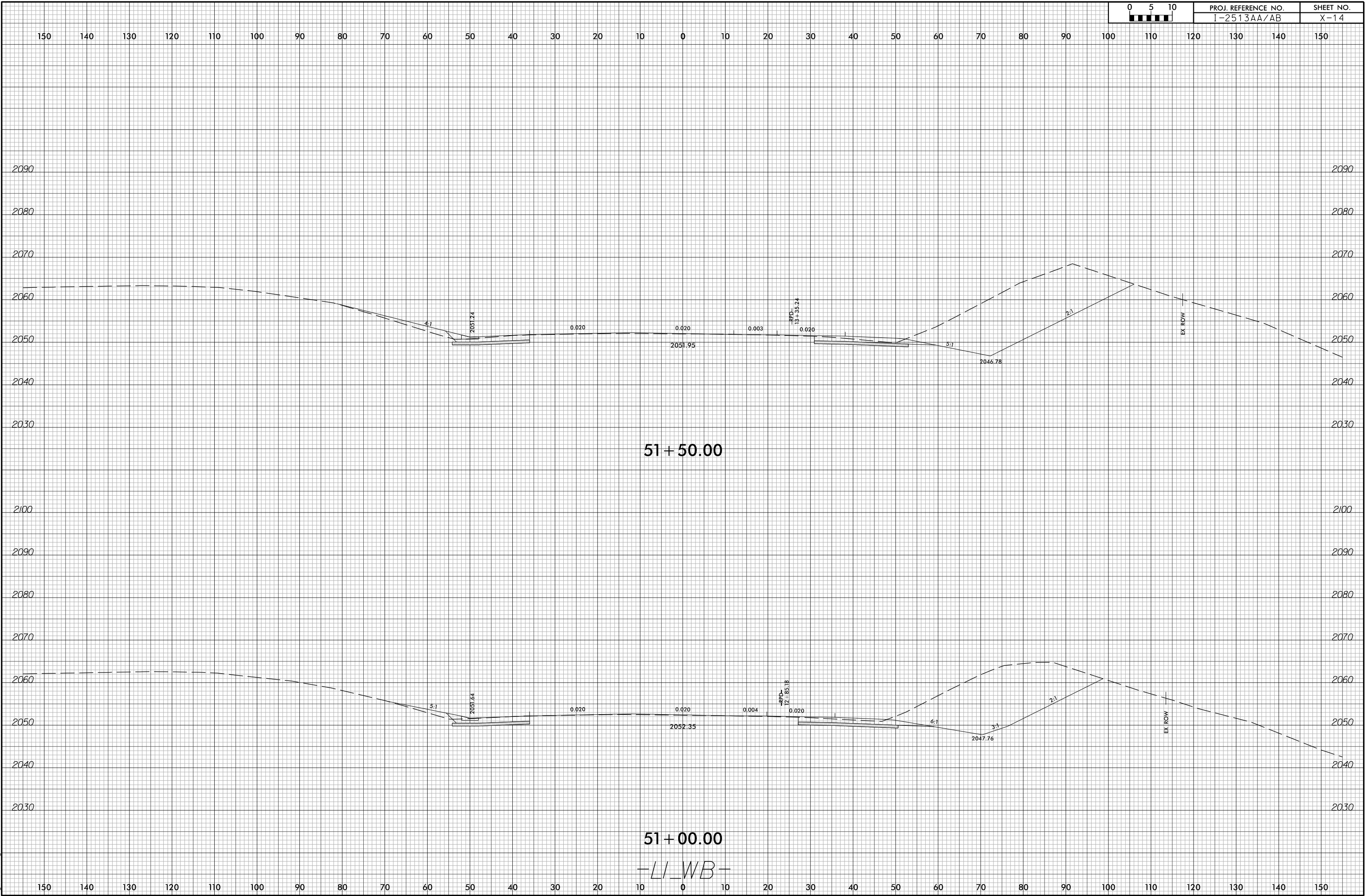
2/5/2024
I-2513AA_RDY_XPL_L1WB.dgn
Tyler, Corey

6/23/16



PROJ. REFERENCE NO.
I-2513AA/AB

SHEET NO.
X-14



51+50.00

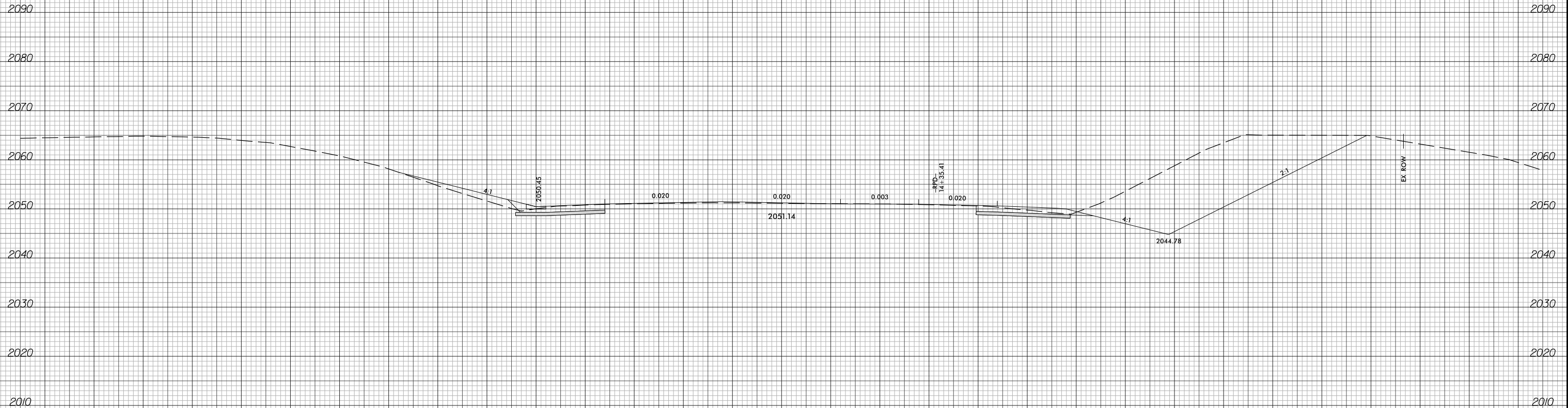
51+00.00

-LI_WB-

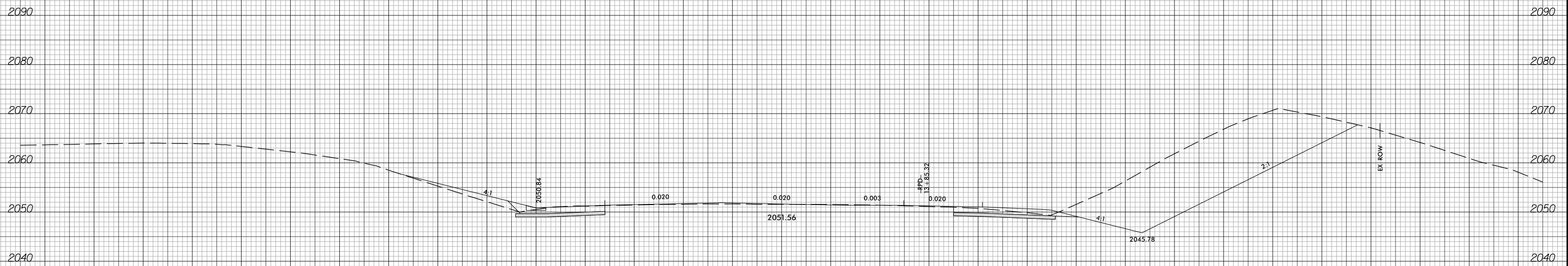
2/5/2024
I-2513AA_RDY_XPL_L1WB.dgn
Tyler Corey



150 140 130 120 110 100 90 80 70 60 50 40 30 20 10 0 10 20 30 40 50 60 70 80 90 100 110 120 130 140 150



52 + 50.00

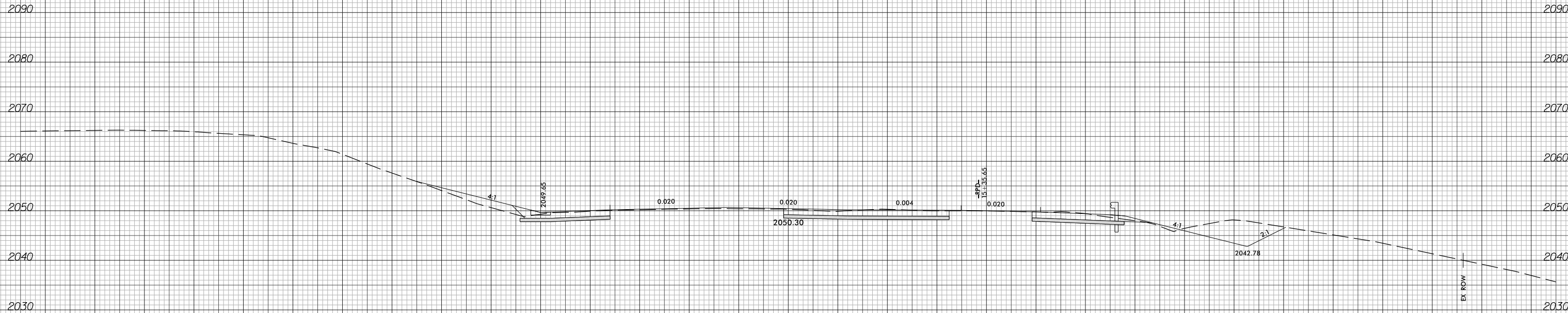


52 + 00.00

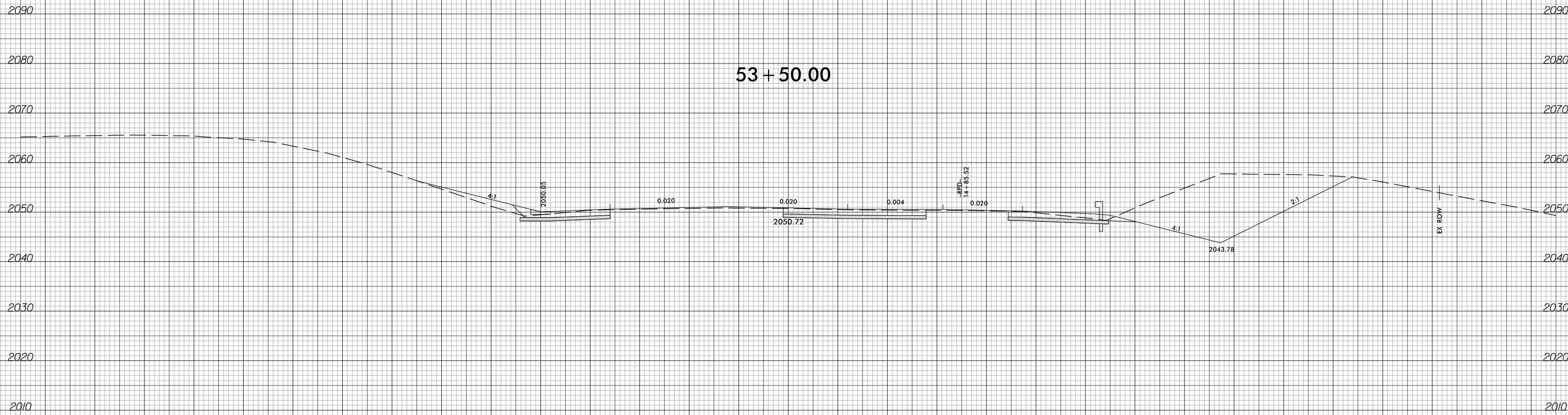
-LI_WB-

150 140 130 120 110 100 90 80 70 60 50 40 30 20 10 0 10 20 30 40 50 60 70 80 90 100 110 120 130 140 150

150 140 130 120 110 100 90 80 70 60 50 40 30 20 10 0 10 20 30 40 50 60 70 80 90 100 110 120 130 140 150



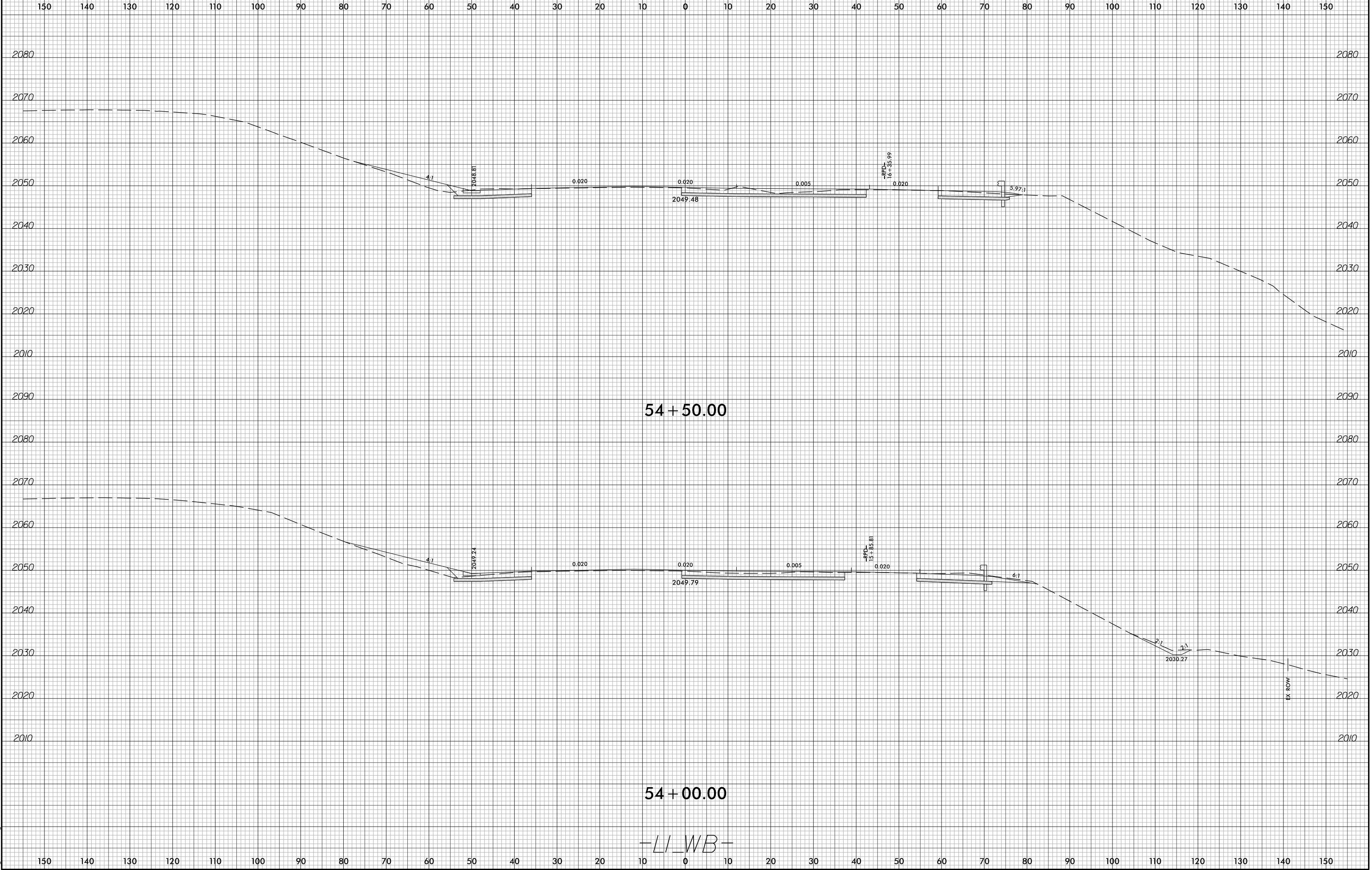
53 + 50.00



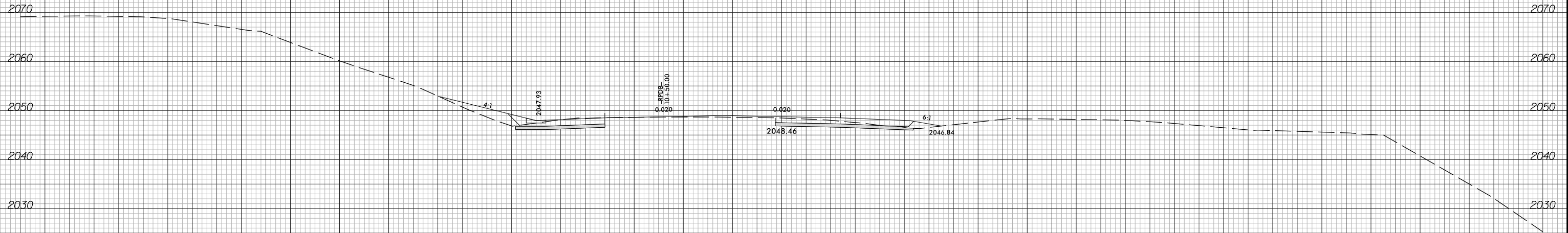
53 + 00.00

-LI_WB-

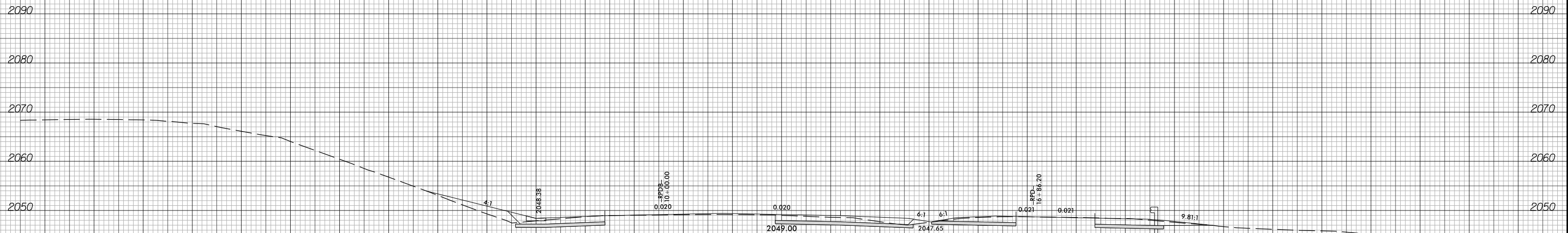
150 140 130 120 110 100 90 80 70 60 50 40 30 20 10 0 10 20 30 40 50 60 70 80 90 100 110 120 130 140 150



150 140 130 120 110 100 90 80 70 60 50 40 30 20 10 0 10 20 30 40 50 60 70 80 90 100 110 120 130 140 150



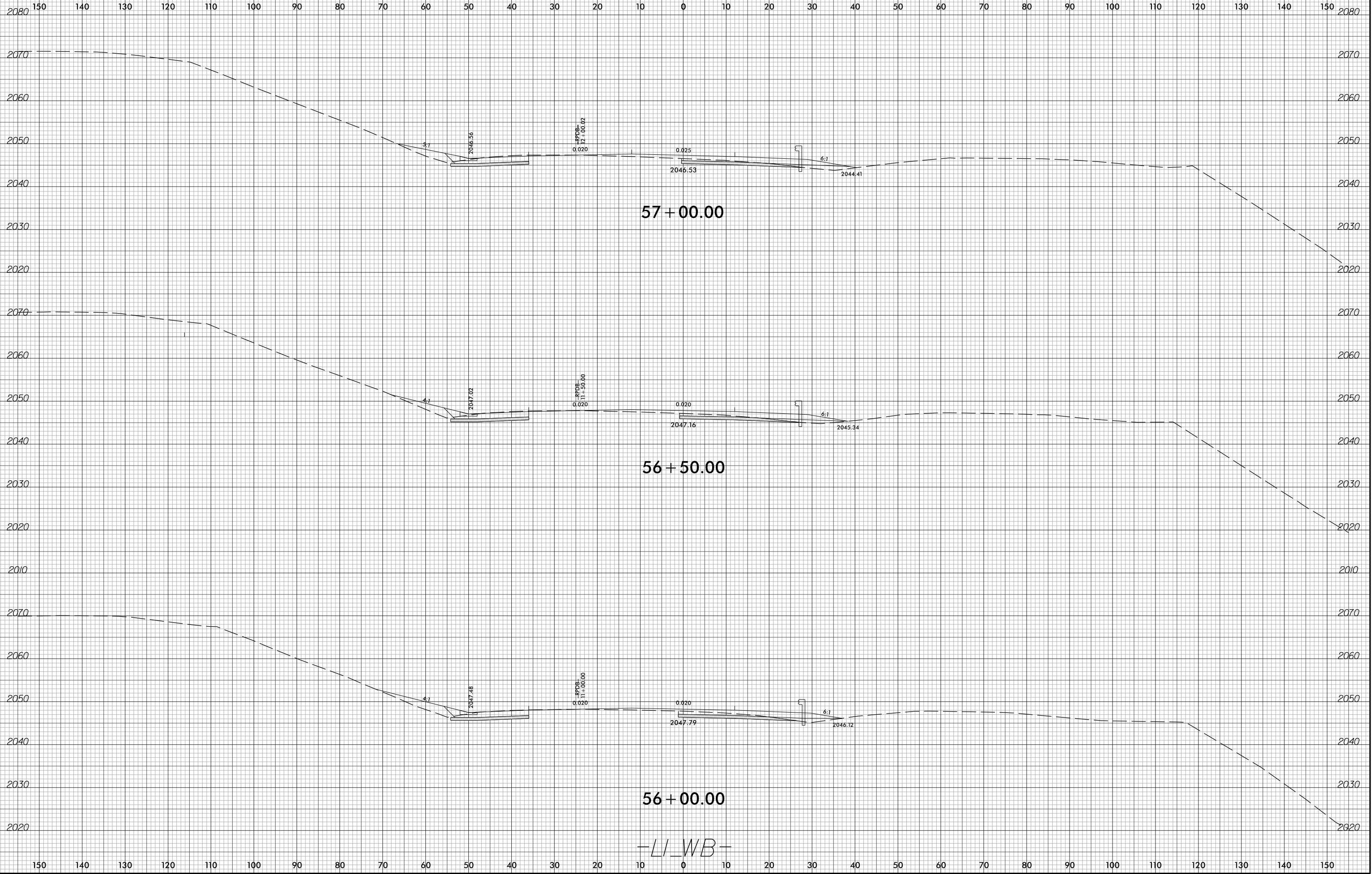
55 + 50.00



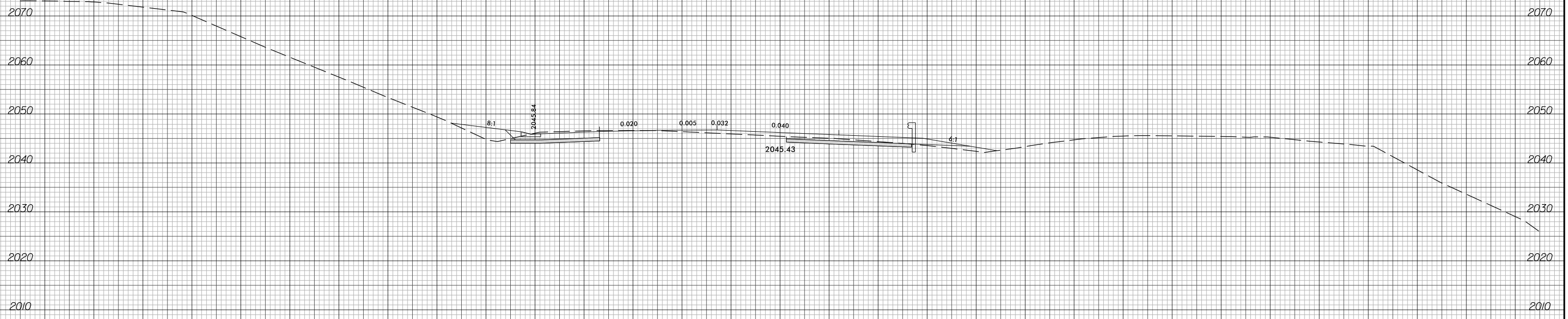
55 + 00.00

-LI_WB-

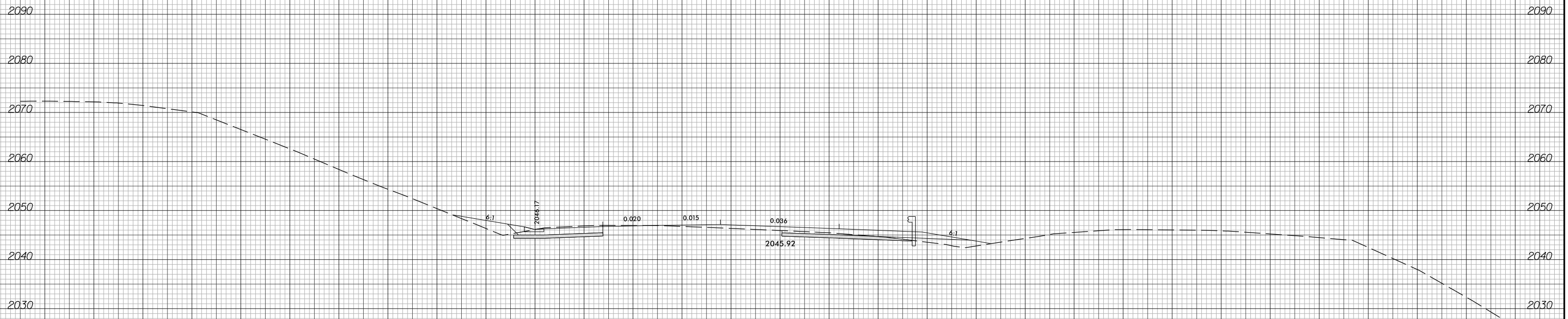
150 140 130 120 110 100 90 80 70 60 50 40 30 20 10 0 10 20 30 40 50 60 70 80 90 100 110 120 130 140 150



150 140 130 120 110 100 90 80 70 60 50 40 30 20 10 0 10 20 30 40 50 60 70 80 90 100 110 120 130 140 150



58 + 00.00




57 + 50.00

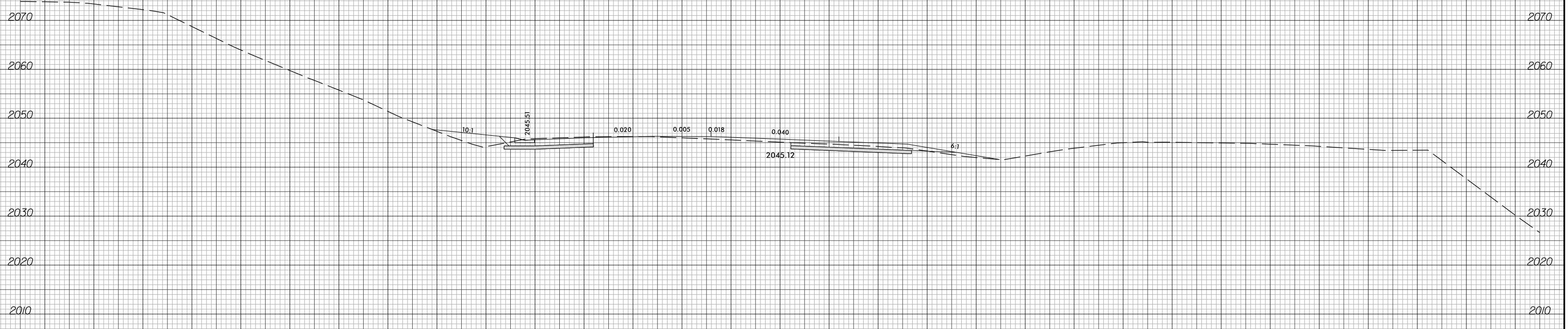
-LI_WB-

150 140 130 120 110 100 90 80 70 60 50 40 30 20 10 0 10 20 30 40 50 60 70 80 90 100 110 120 130 140 150

150 140 130 120 110 100 90 80 70 60 50 40 30 20 10 0 10 20 30 40 50 60 70 80 90 100 110 120 130 140 150



59 + 00.00

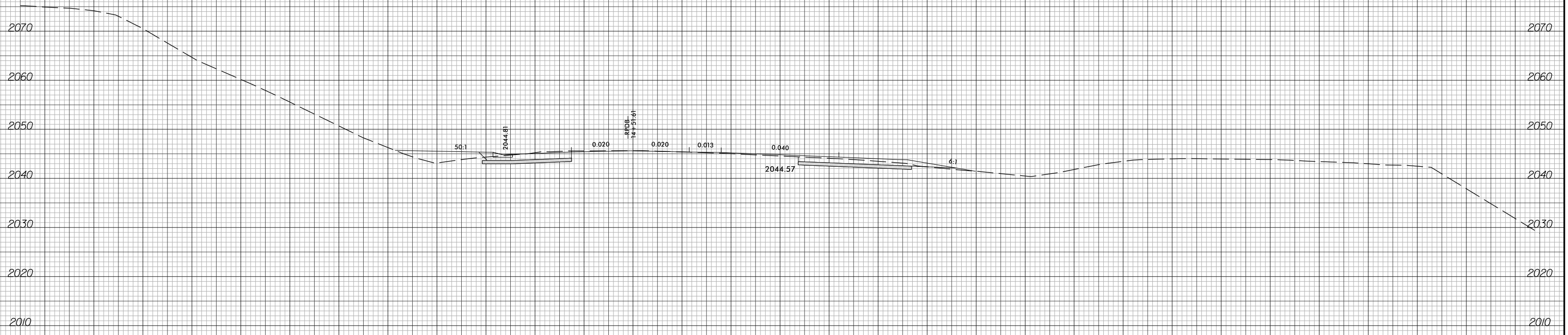
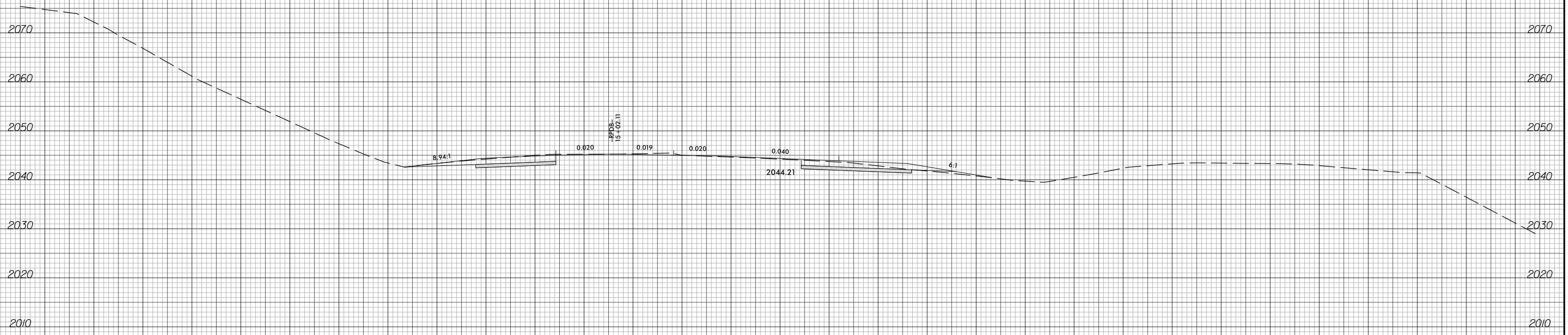


58 + 50.00

LI_WB

150 140 130 120 110 100 90 80 70 60 50 40 30 20 10 0 10 20 30 40 50 60 70 80 90 100 110 120 130 140 150

150 140 130 120 110 100 90 80 70 60 50 40 30 20 10 0 10 20 30 40 50 60 70 80 90 100 110 120 130 140 150



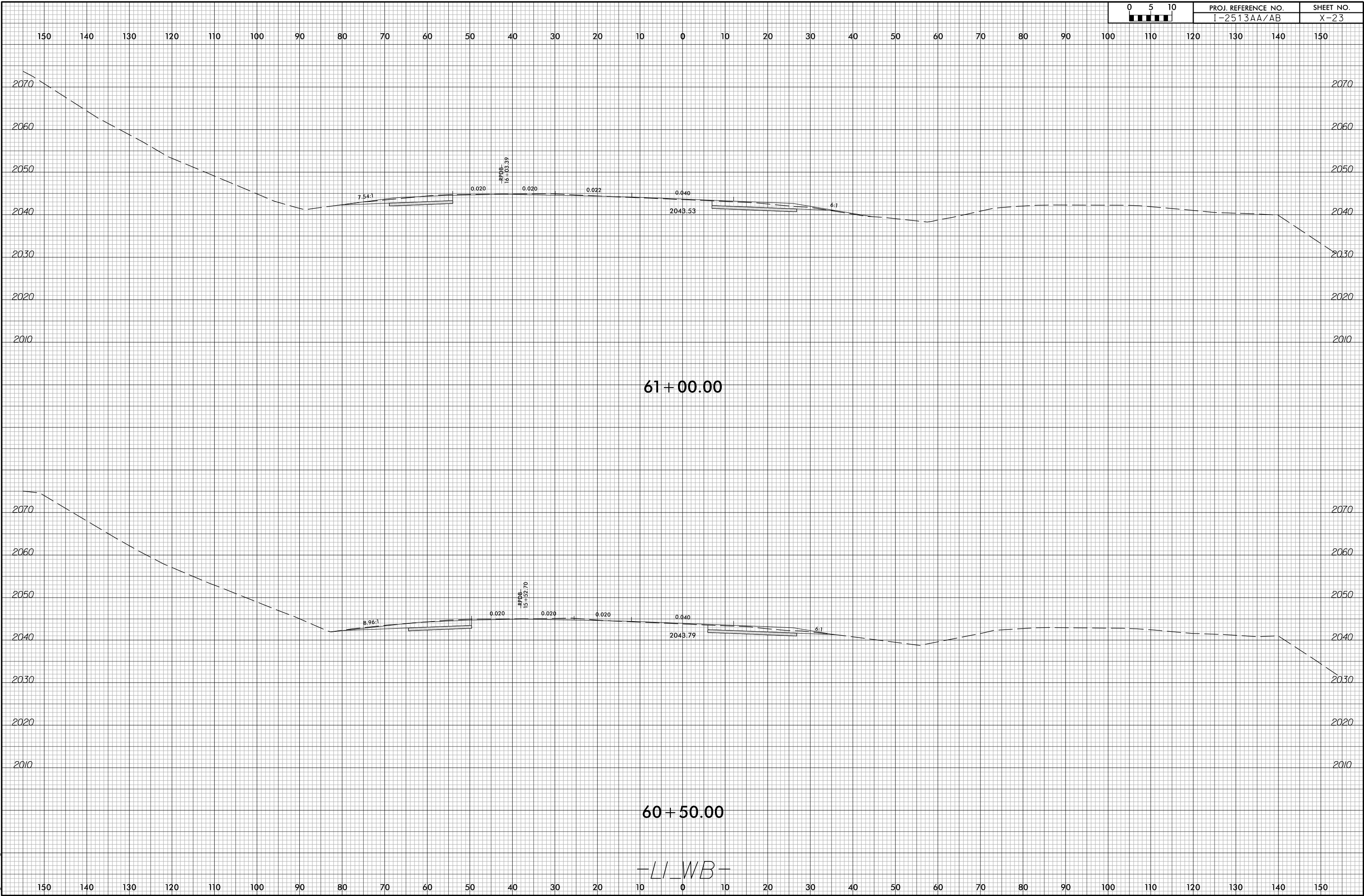
LI_WB

150 140 130 120 110 100 90 80 70 60 50 40 30 20 10 0 10 20 30 40 50 60 70 80 90 100 110 120 130 140 150

6/23/16



PROJ. REFERENCE NO.	SHEET NO.
I-2513AA/AB	X-23



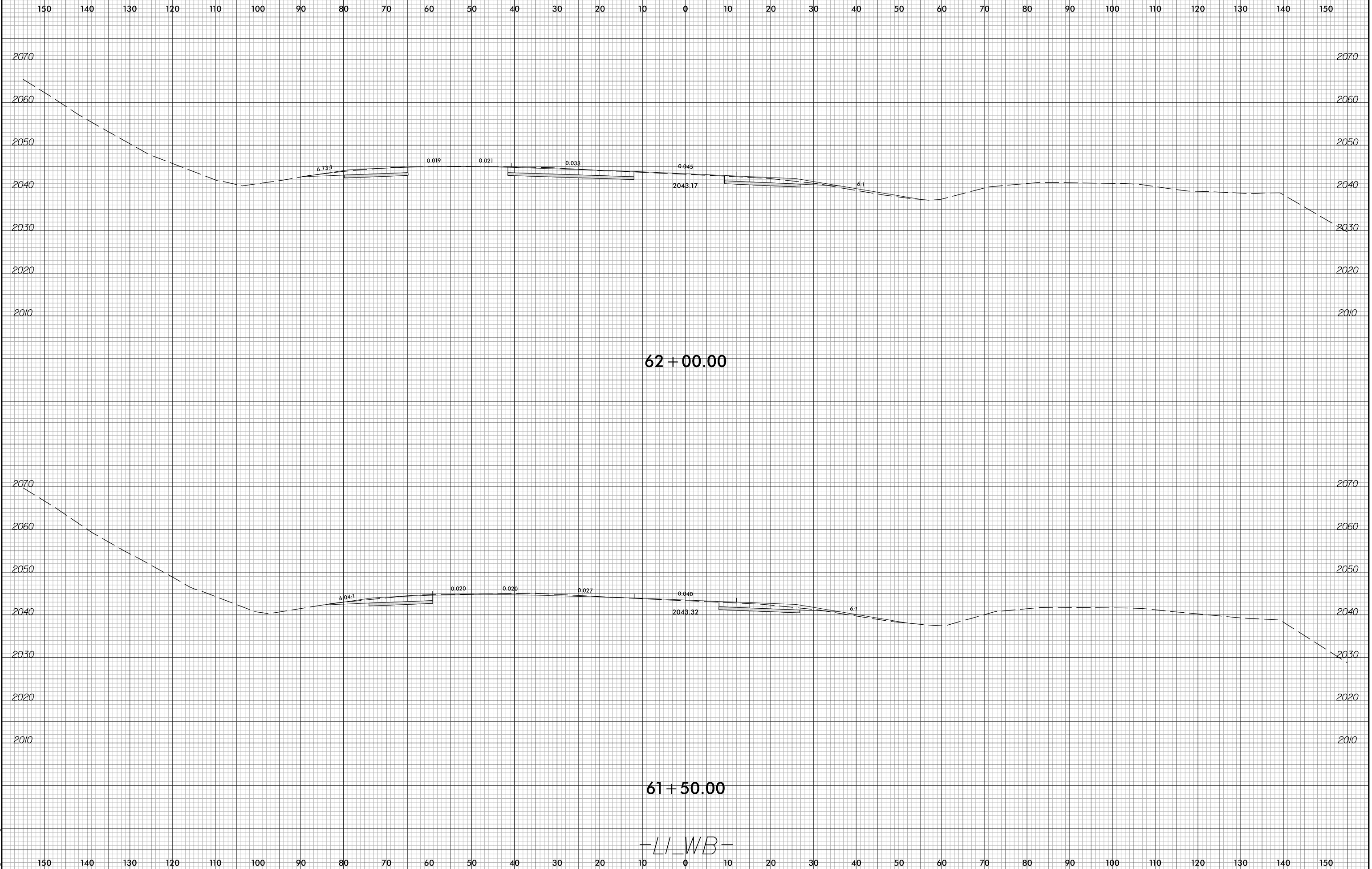
2/5/2024
I-2513AA_RDY_XPL_L1WB.dgn
Tyler, Corey

6/23/16

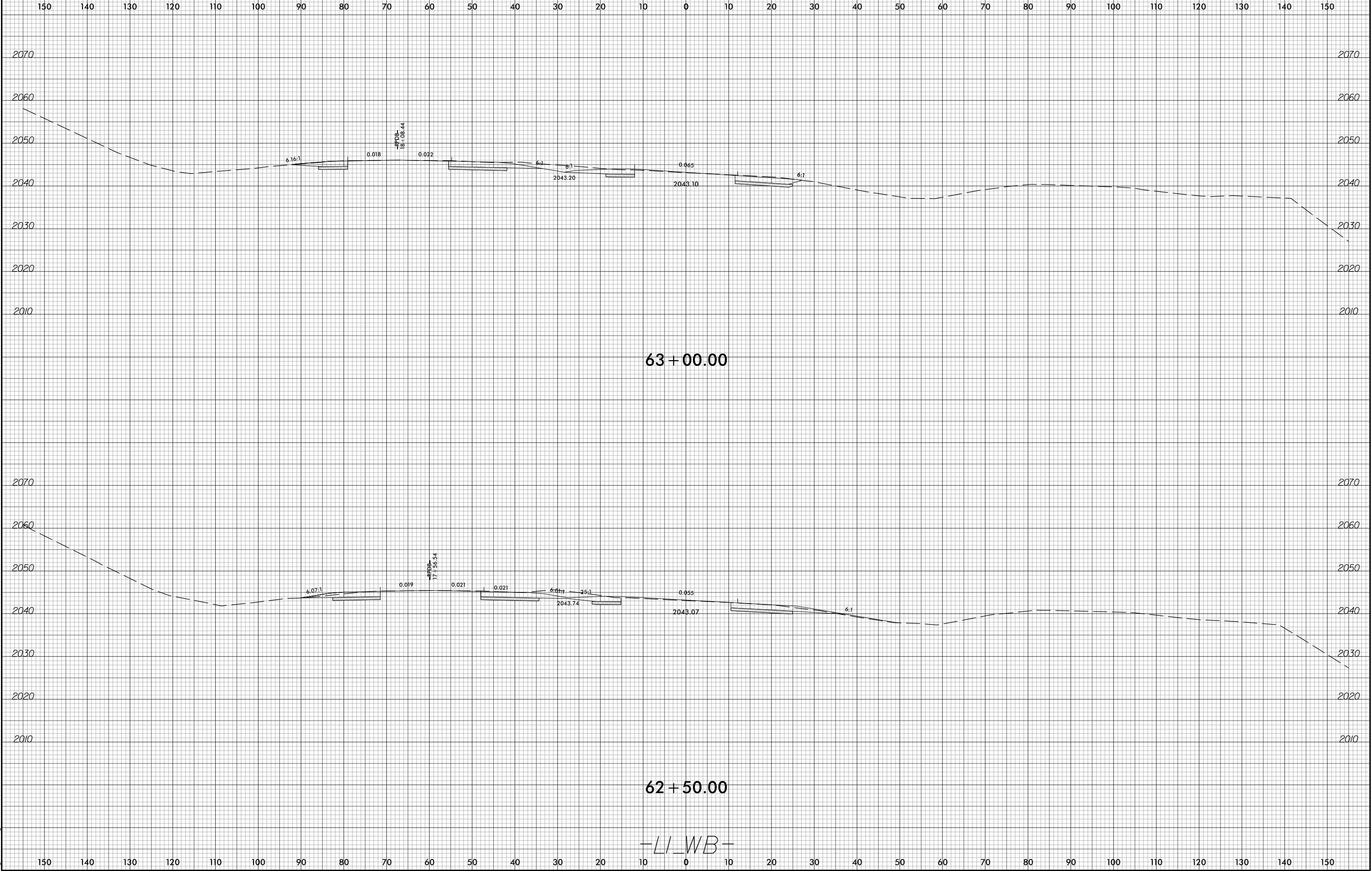


PROJ. REFERENCE NO.	SHEET NO.
I-2513AA/AB	X-24

SHEET NO.
X-24



2/5/2024
I-2513AA_RDY_XPL_L1WB.dgn
Tyler, Corey



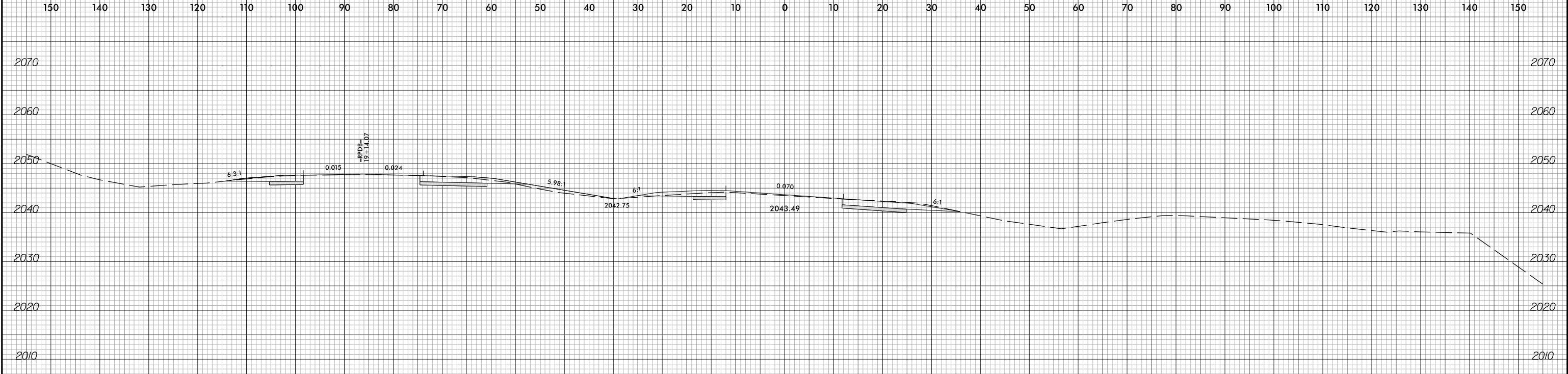
-LI_WB-

6/23/16

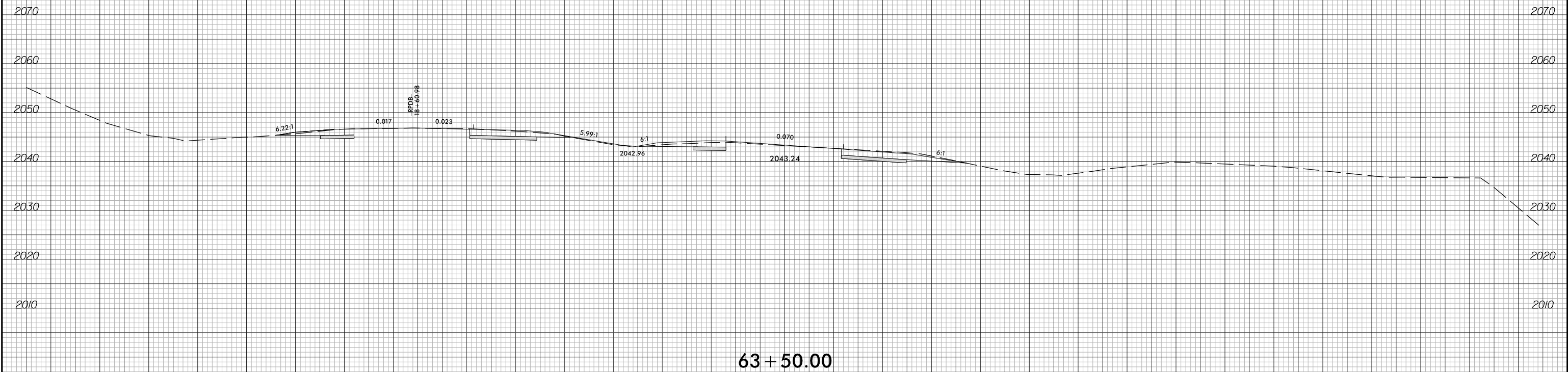


PROJ. REFERENCE NO.
I-2513AA/AB

SHEET NO.
X-26



64 + 00.00



63 + 50.00

-LI_WB-

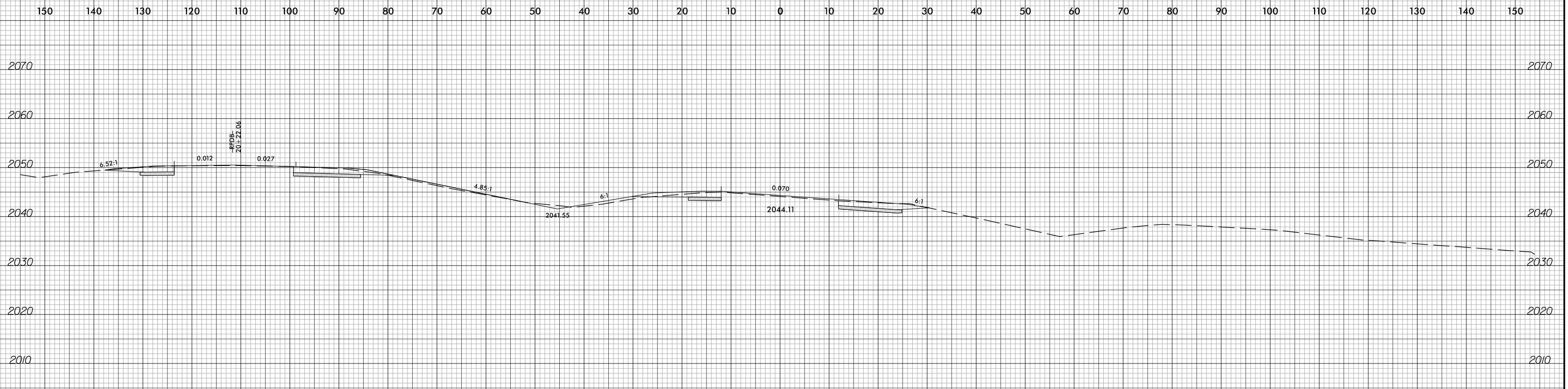
2/5/2024
I-2513AA_RDY_XPL_L1WB.dgn
Tyler, Corey

6/23/16

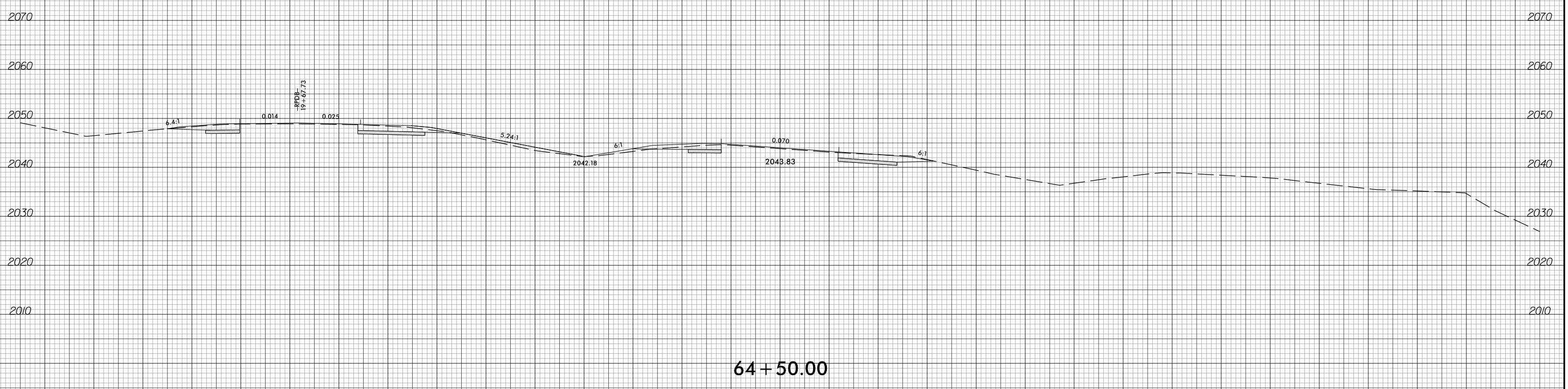


PROJ. REFERENCE NO.
I-2513AA/AB

SHEET NO.
X-27



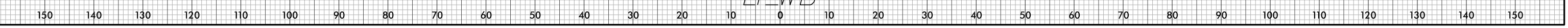
65 + 00.00



64 + 50.00

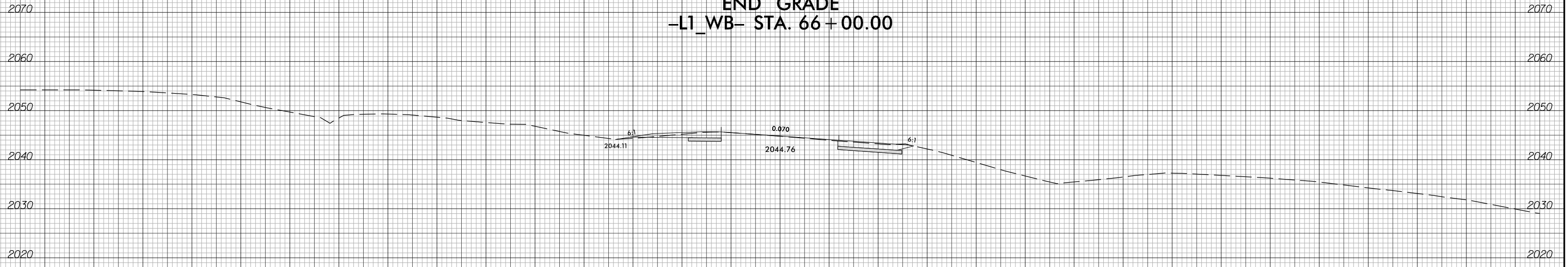
-LI_WB-

2/5/2024
I-2513AA_RDY_XPL_L1WB.dgn
Tyler Corey

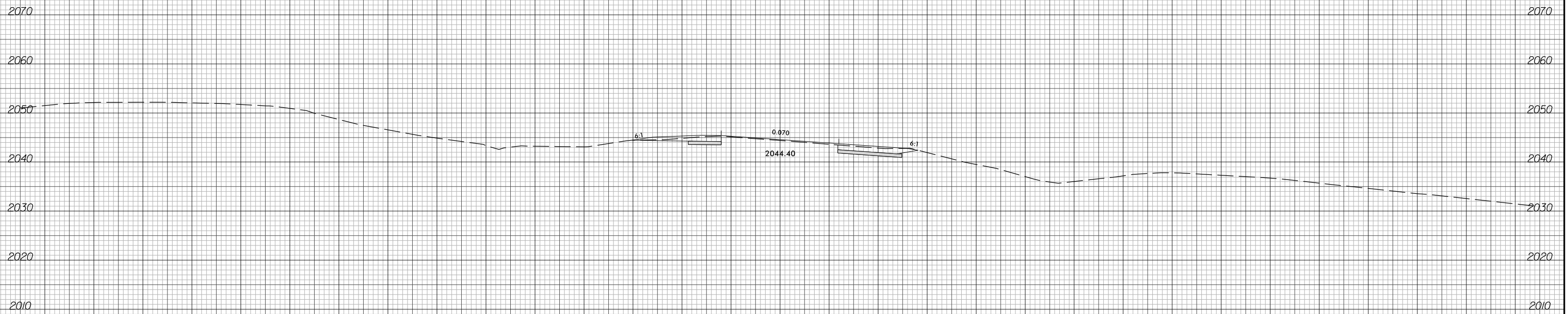


150 140 130 120 110 100 90 80 70 60 50 40 30 20 10 0 10 20 30 40 50 60 70 80 90 100 110 120 130 140 150

END GRADE
-LI_WB- STA. 66 + 00.00



66 + 00.00



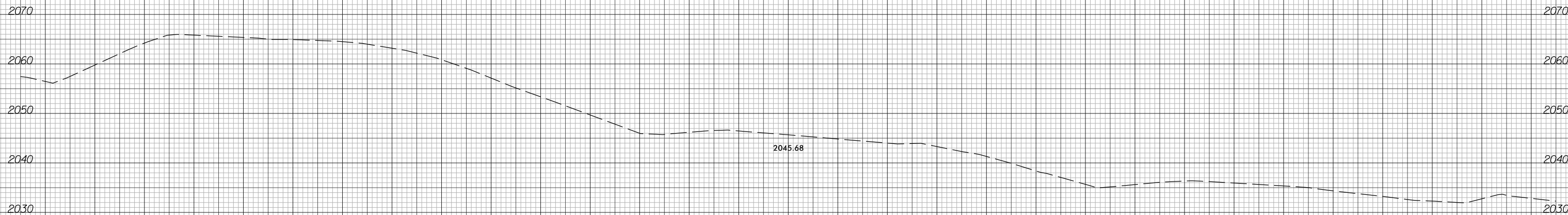
65 + 50.00

-LI_WB-

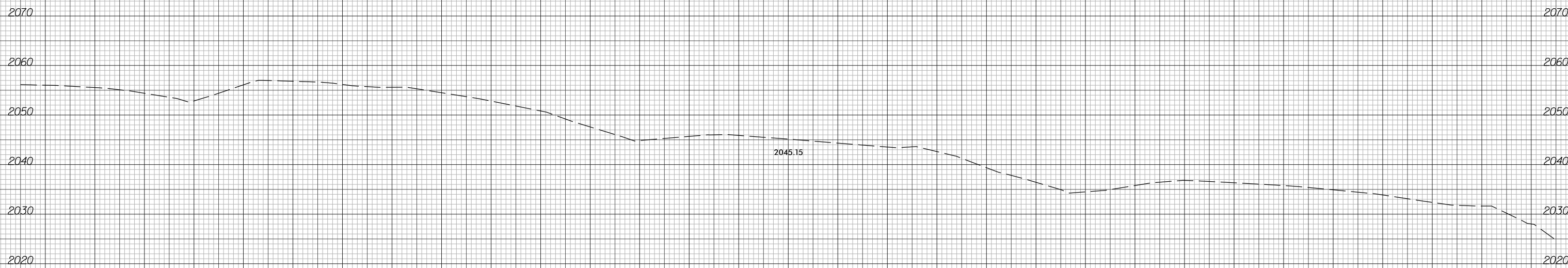
150 140 130 120 110 100 90 80 70 60 50 40 30 20 10 0 10 20 30 40 50 60 70 80 90 100 110 120 130 140 150



150 140 130 120 110 100 90 80 70 60 50 40 30 20 10 0 10 20 30 40 50 60 70 80 90 100 110 120 130 140 150



67 + 00.00



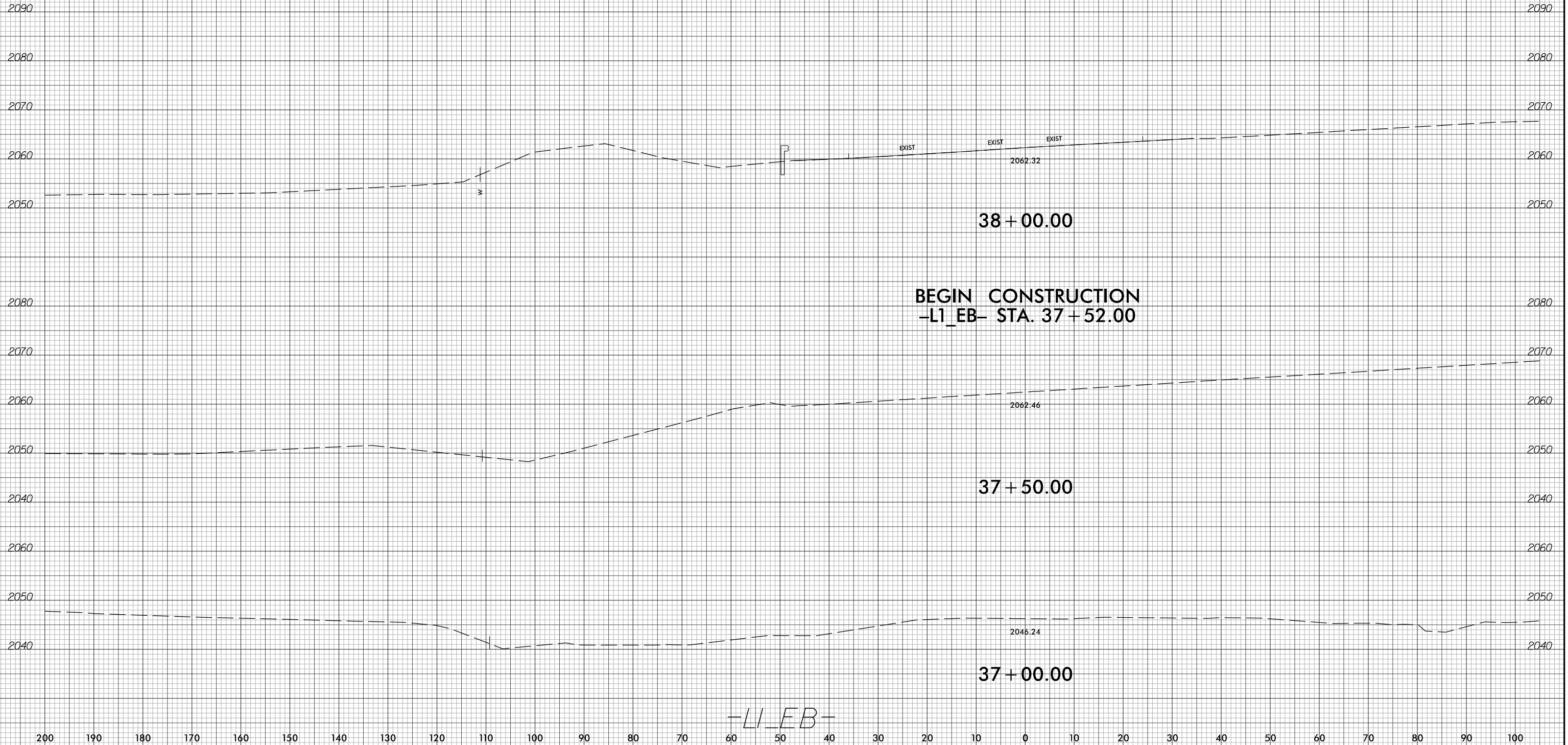
66 + 50.00

-LI_WB-

150 140 130 120 110 100 90 80 70 60 50 40 30 20 10 0 10 20 30 40 50 60 70 80 90 100 110 120 130 140 150

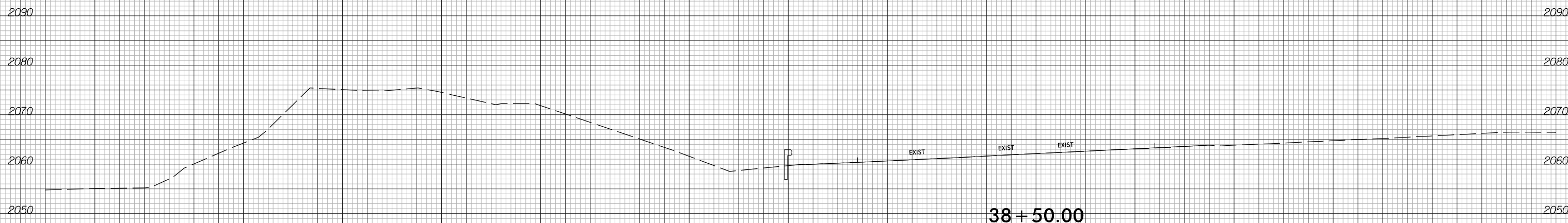
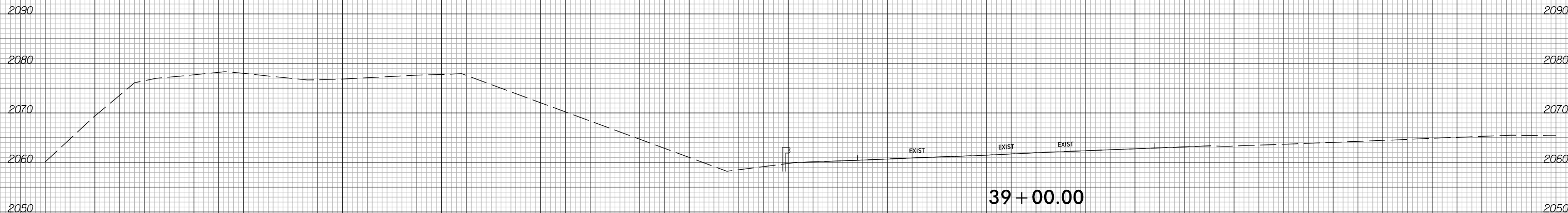
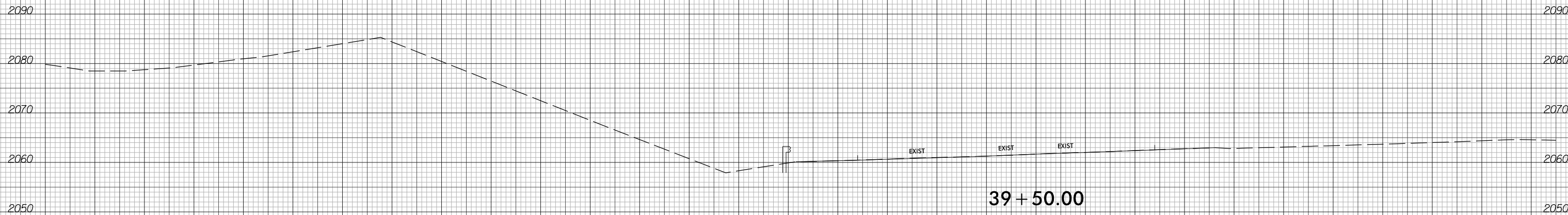
200 190 180 170 160 150 140 130 120 110 100 90 80 70 60 50 40 30 20 10 0 10 20 30 40 50 60 70 80 90 100

[Grey Box] = UNDERCUT EXCAVATION FOR SUBGRADE STABILITY





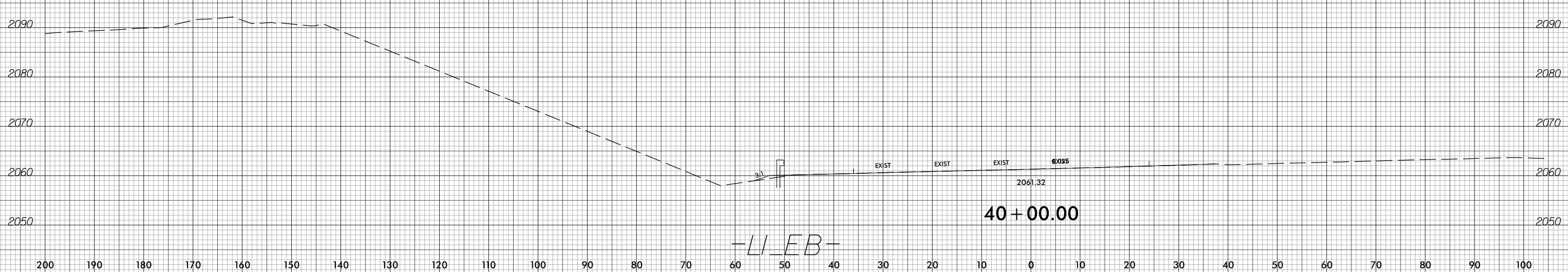
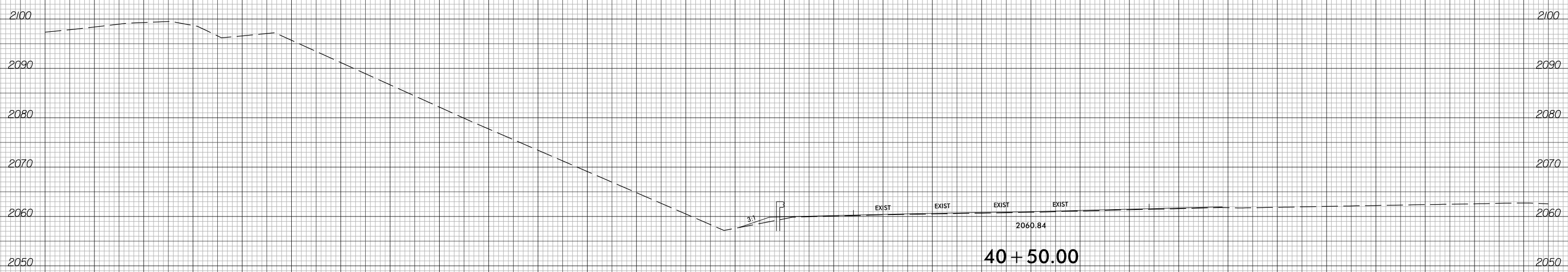
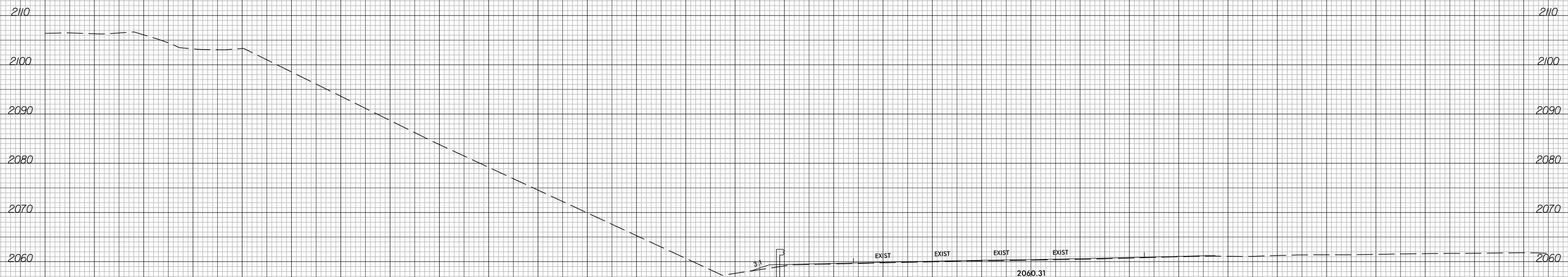
200 190 180 170 160 150 140 130 120 110 100 90 80 70 60 50 40 30 20 10 0 10 20 30 40 50 60 70 80 90 100



-LIEB-



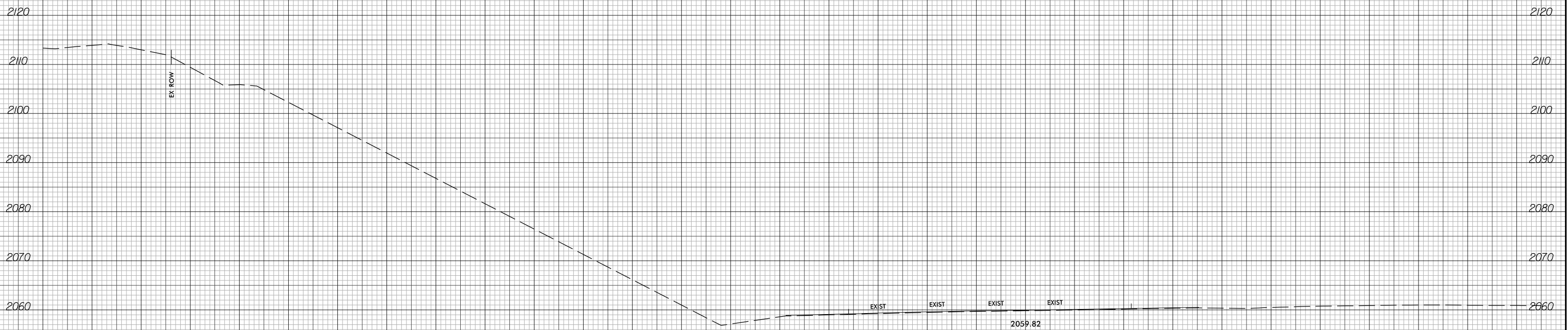
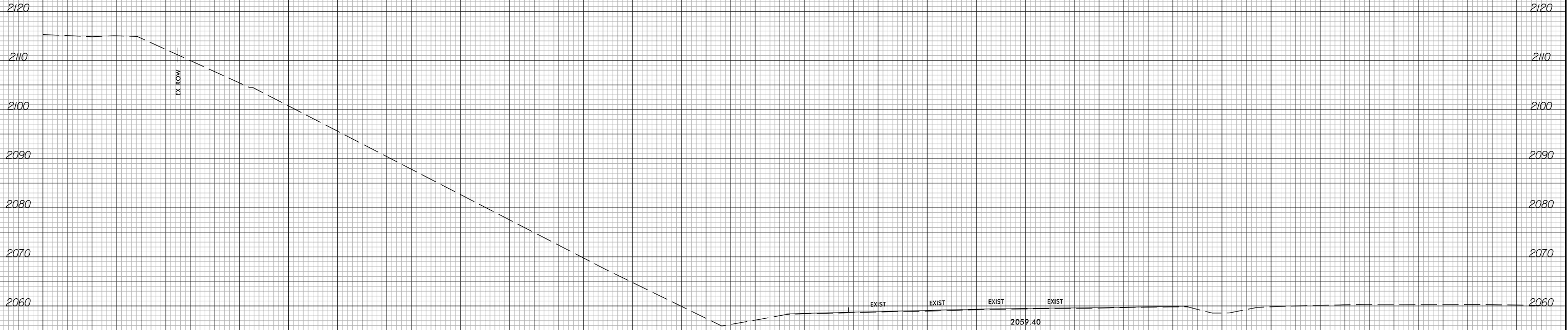
200 190 180 170 160 150 140 130 120 110 100 90 80 70 60 50 40 30 20 10 0 10 20 30 40 50 60 70 80 90 100



-LIEB-



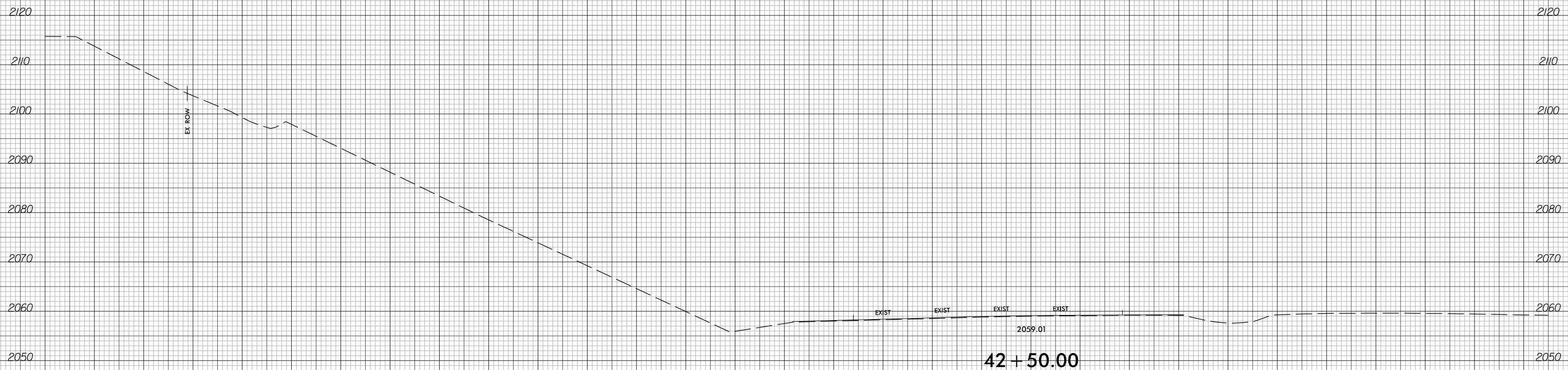
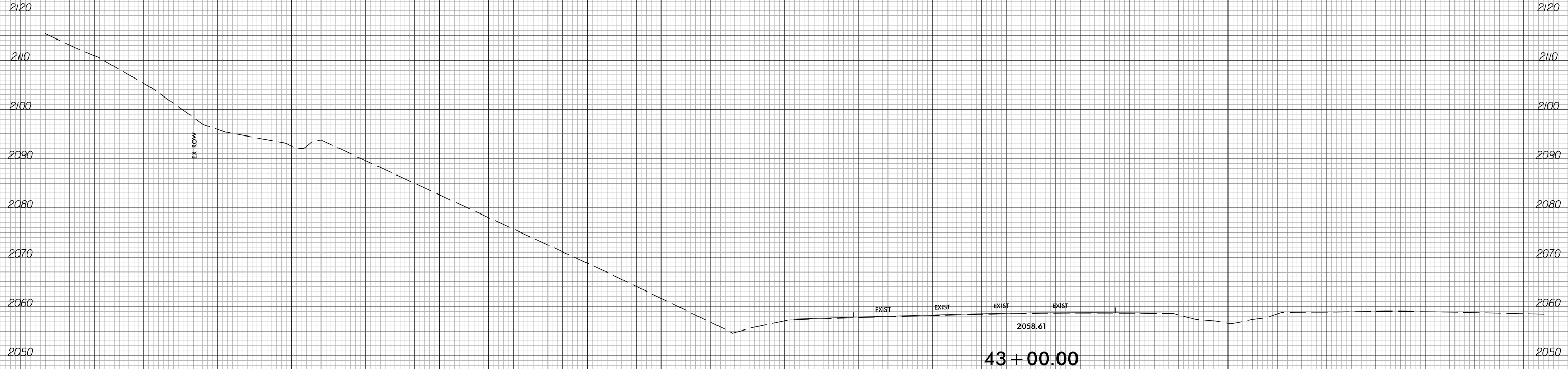
200 190 180 170 160 150 140 130 120 110 100 90 80 70 60 50 40 30 20 10 0 10 20 30 40 50 60 70 80 90 100



-LIEB-



200 190 180 170 160 150 140 130 120 110 100 90 80 70 60 50 40 30 20 10 0 10 20 30 40 50 60 70 80 90 100

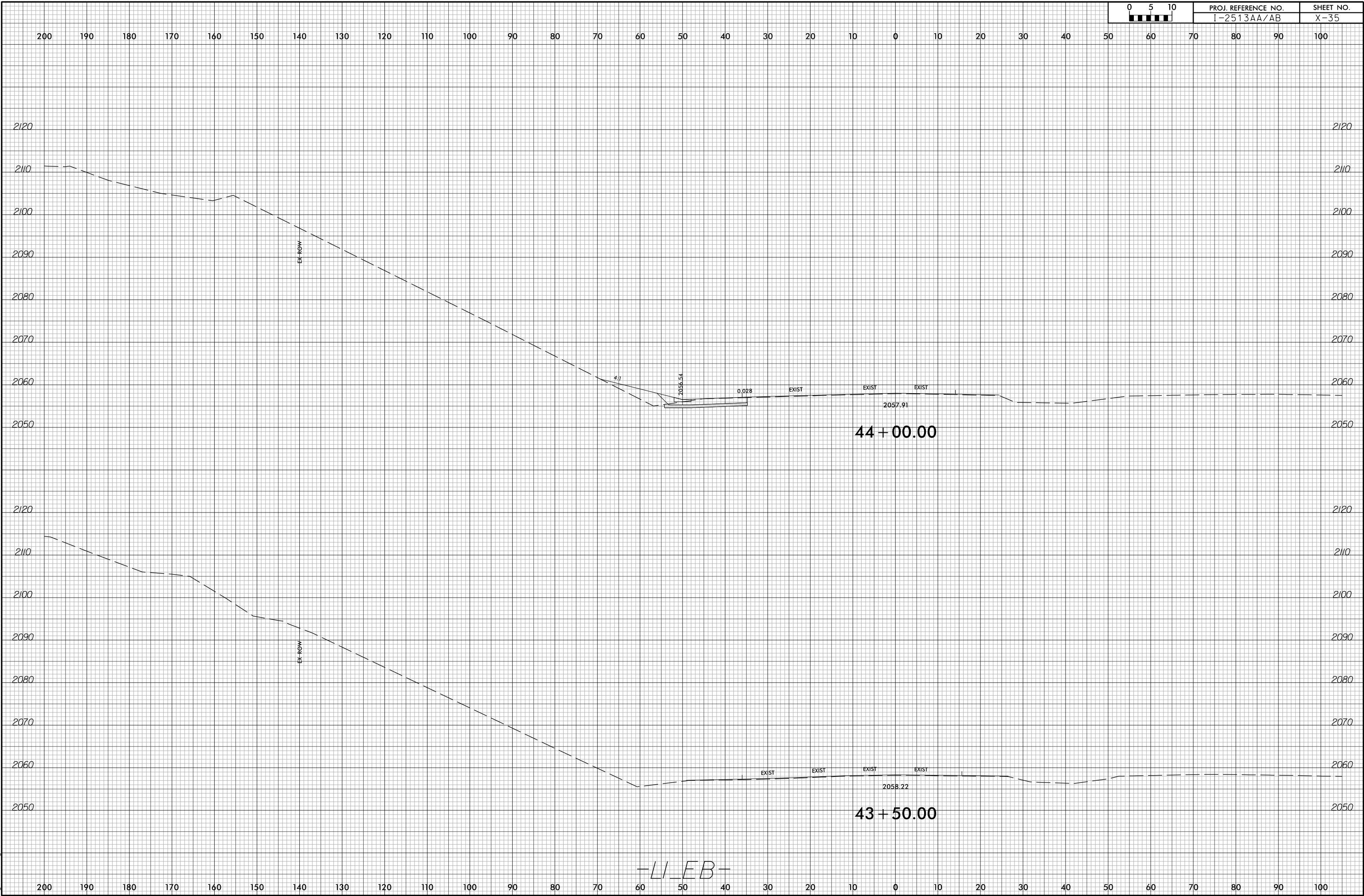


-LIEB-

6/23/16



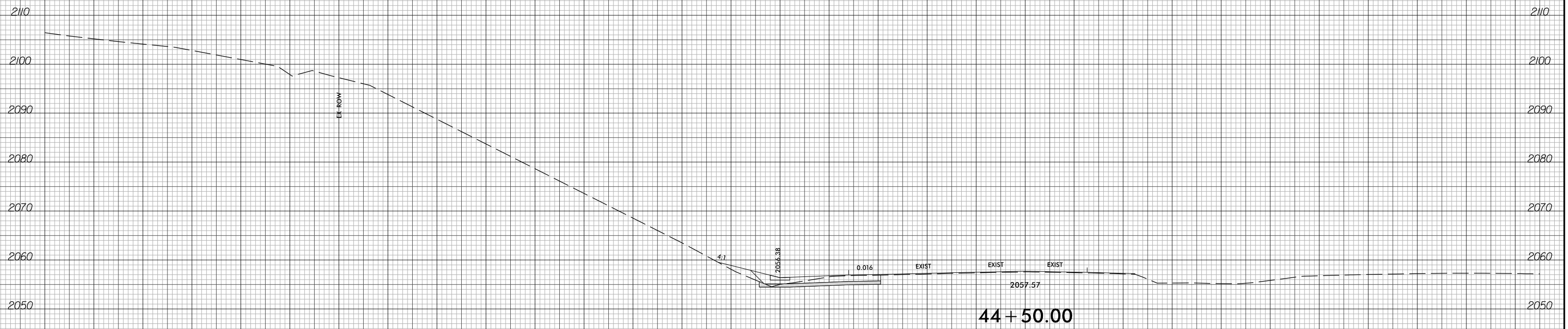
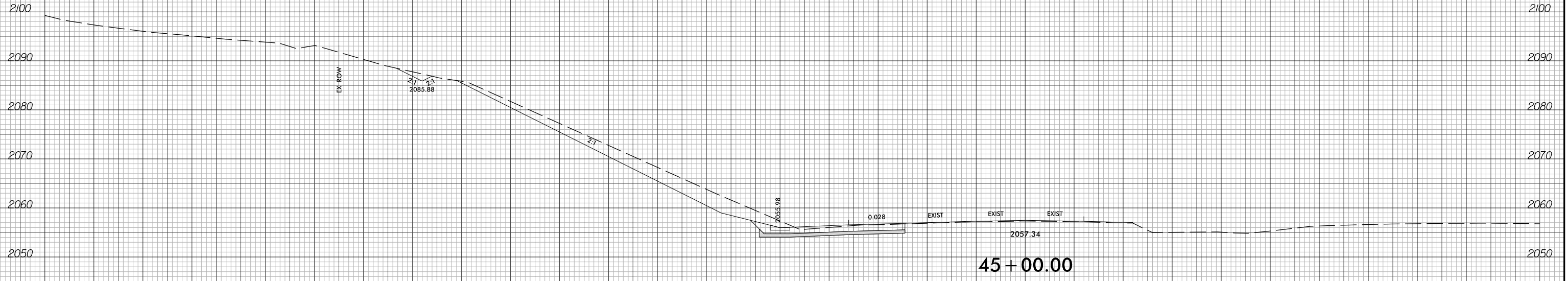
PROJ. REFERENCE NO.	SHEET NO.
I-2513AA/AB	X-35



2/5/2024
I-2513AA_RDY_XPL_LIEB.dgn
Tyler Corey

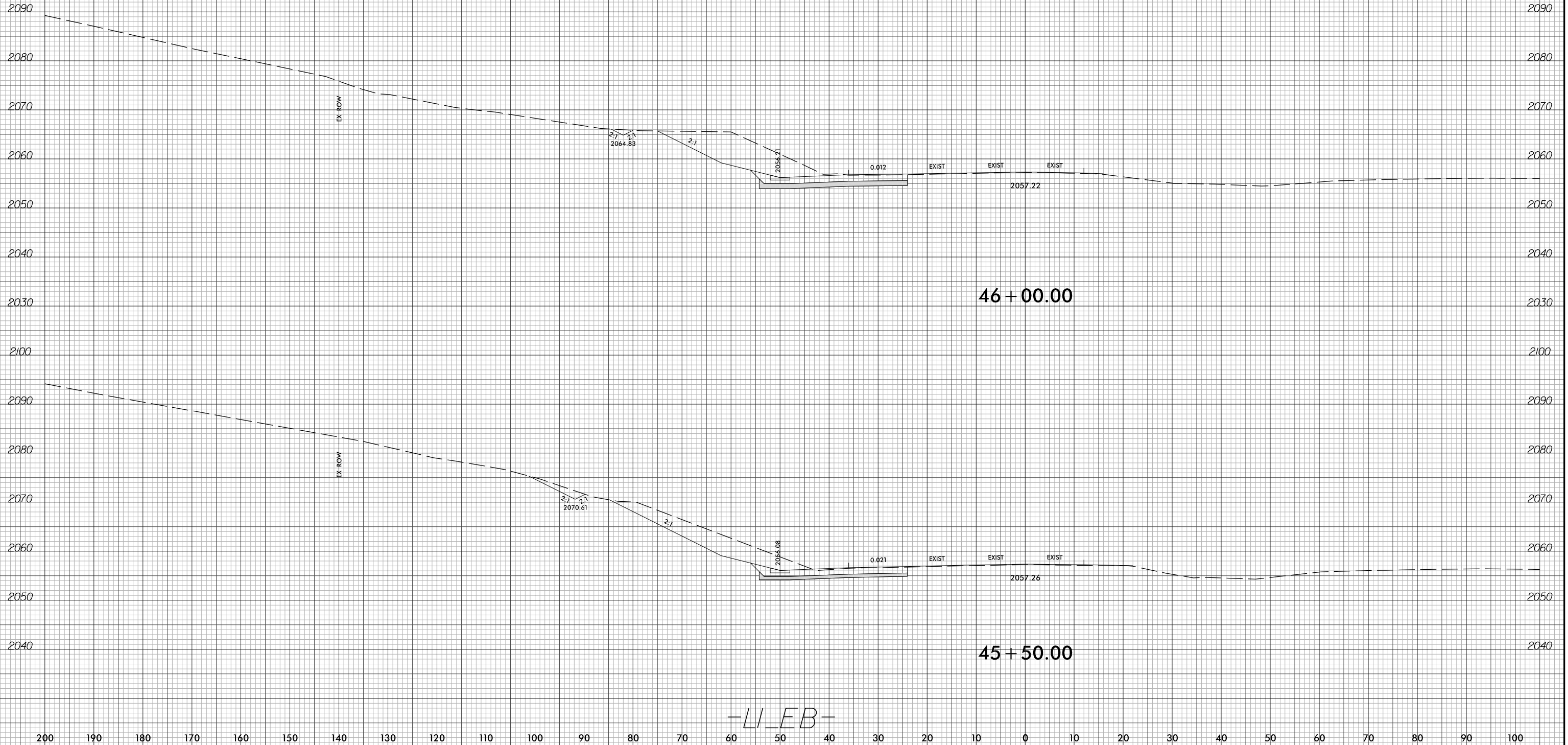
-LIEB-

200 190 180 170 160 150 140 130 120 110 100 90 80 70 60 50 40 30 20 10 0 10 20 30 40 50 60 70 80 90 100

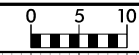


-LIEB-

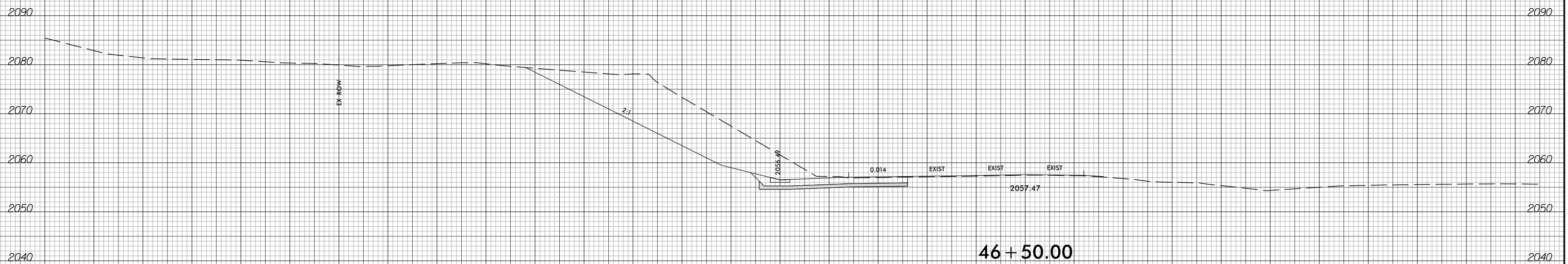
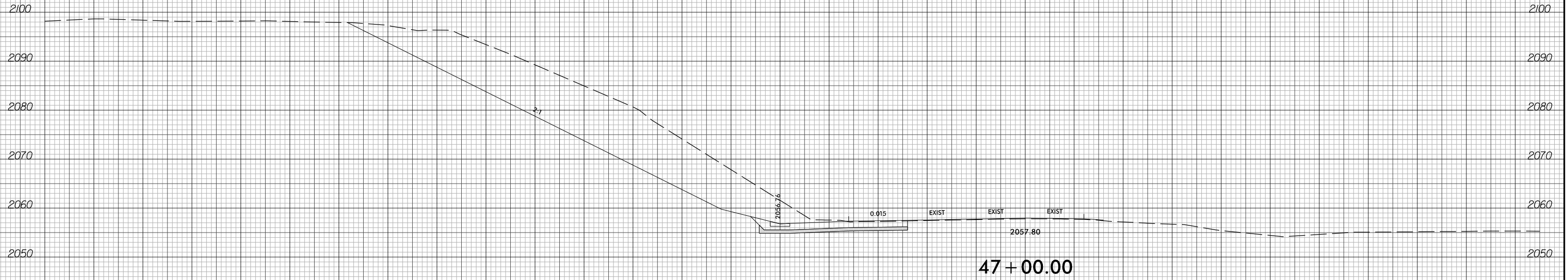
200 190 180 170 160 150 140 130 120 110 100 90 80 70 60 50 40 30 20 10 0 10 20 30 40 50 60 70 80 90 100



-LIEB-



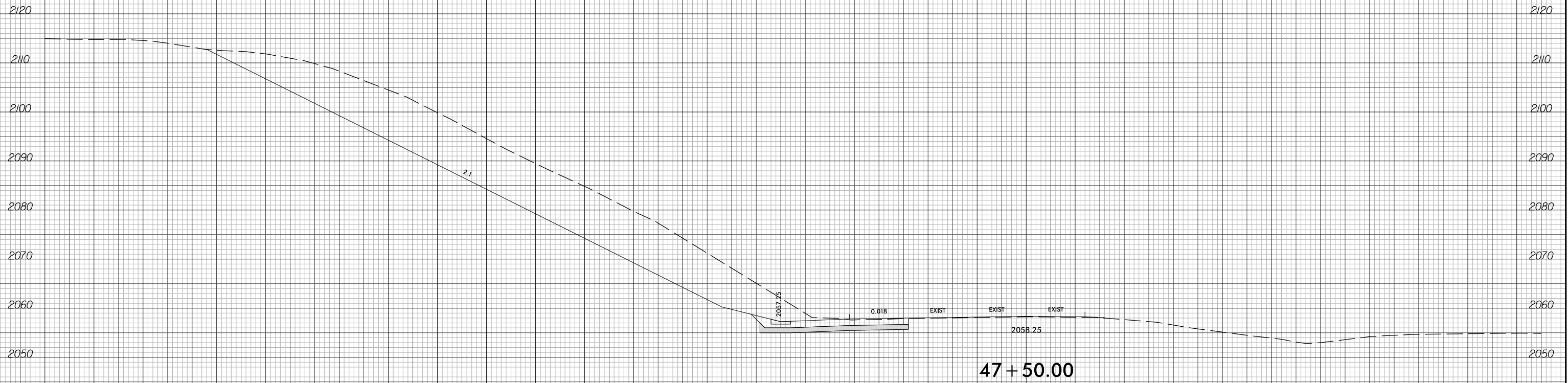
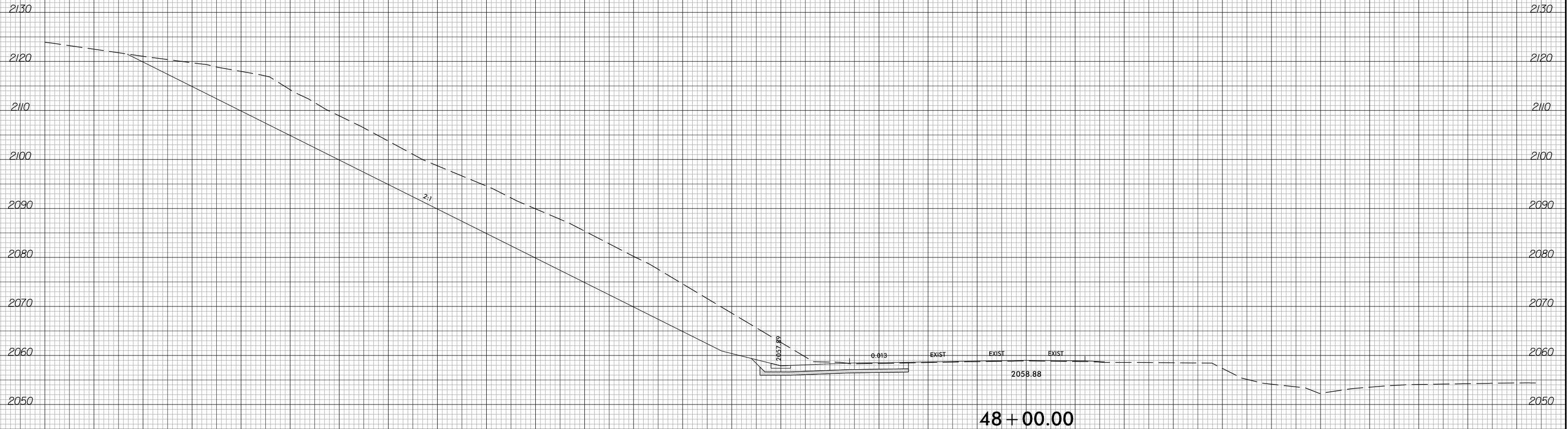
200 190 180 170 160 150 140 130 120 110 100 90 80 70 60 50 40 30 20 10 0 10 20 30 40 50 60 70 80 90 100



-LIEB-



200 190 180 170 160 150 140 130 120 110 100 90 80 70 60 50 40 30 20 10 0 10 20 30 40 50 60 70 80 90 100



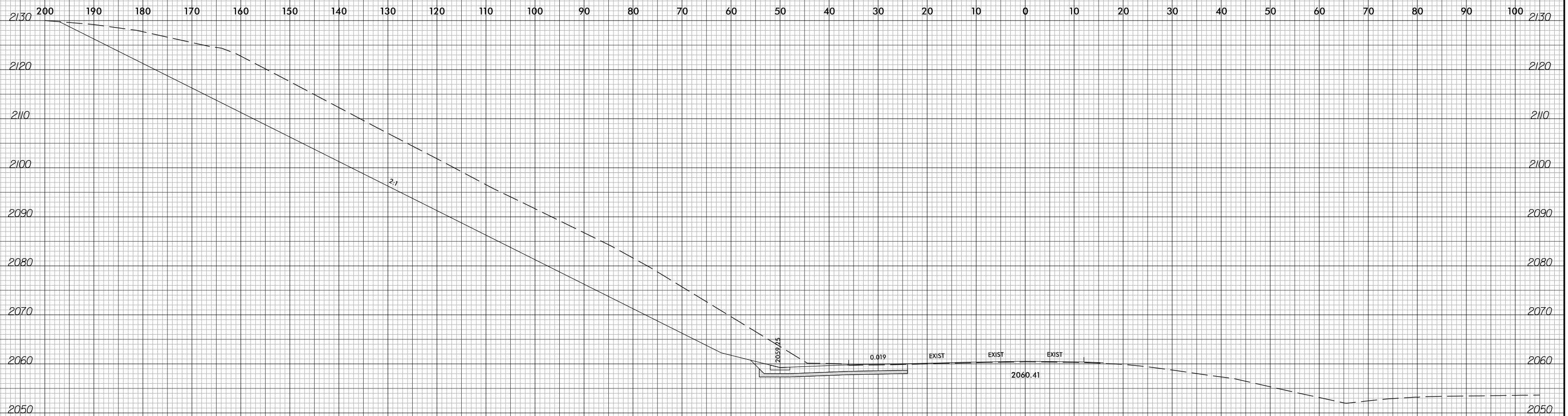
-LIEB-

200 190 180 170 160 150 140 130 120 110 100 90 80 70 60 50 40 30 20 10 0 10 20 30 40 50 60 70 80 90 100

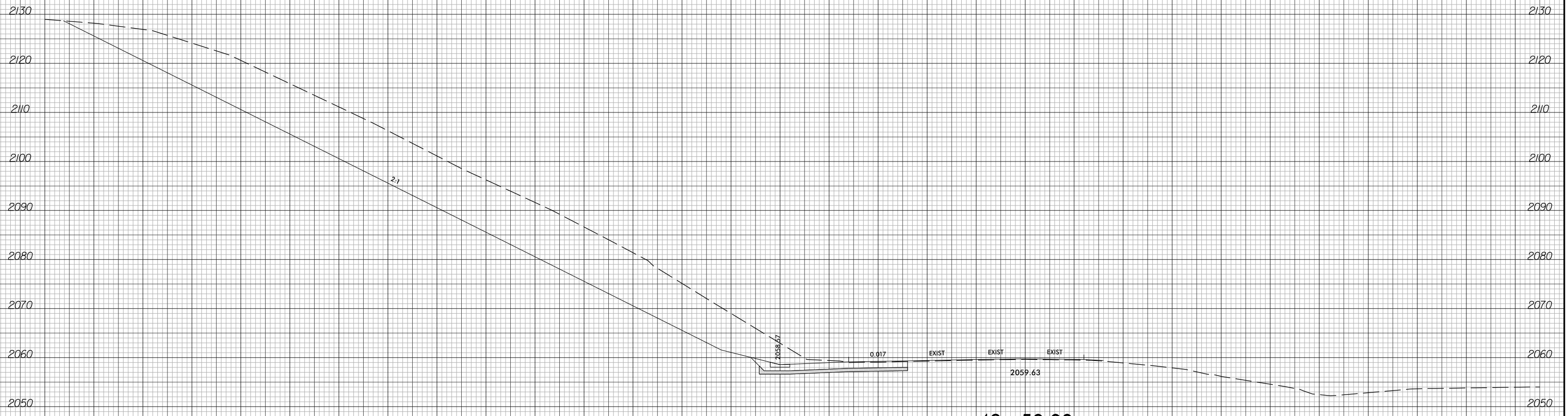
6/23/16



PROJ. REFERENCE NO.	SHEET NO.
I-2513AA/AB	X-40



49 + 00.00



48 + 50.00

-LIEB-

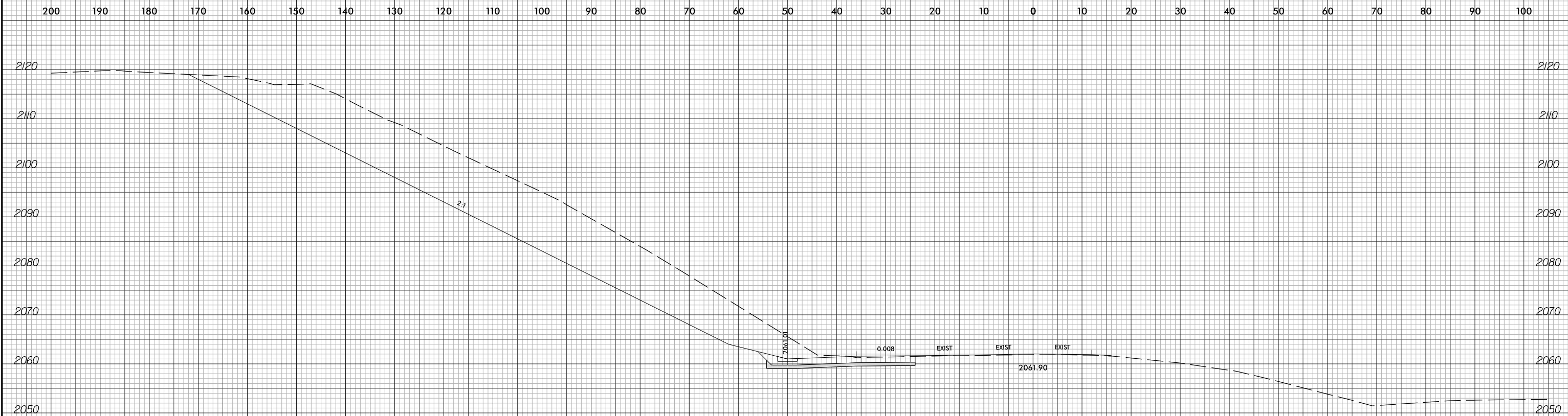
2/5/2024 I-2513AA_RDY_XPL_LIEB.dgn Tyler Corey

200 190 180 170 160 150 140 130 120 110 100 90 80 70 60 50 40 30 20 10 0 10 20 30 40 50 60 70 80 90 100

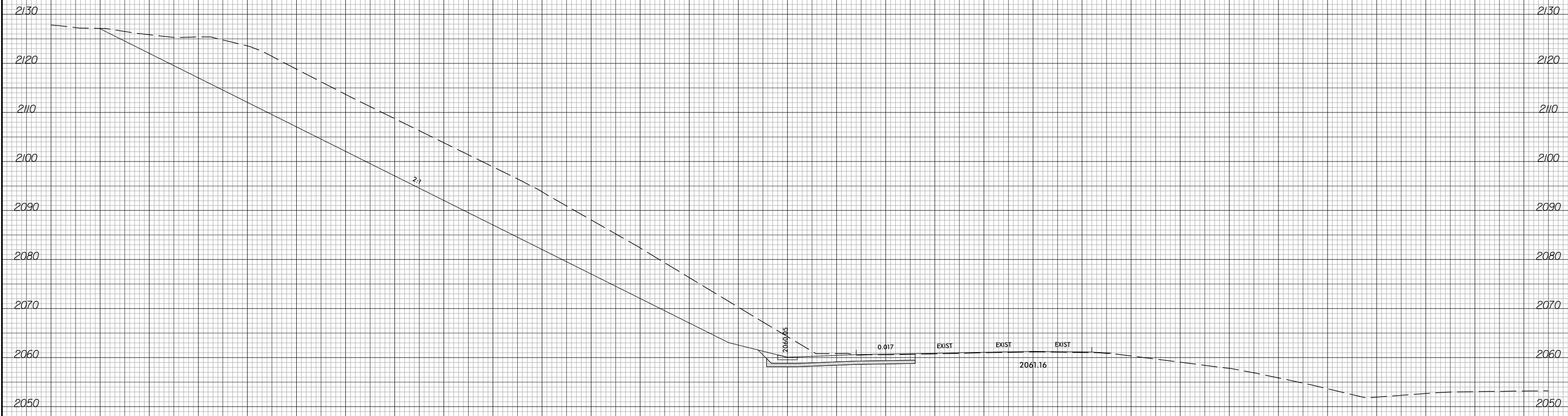
6/23/16



PROJ. REFERENCE NO.	SHEET NO.
I-2513AA/AB	X-41



50 + 00.00



49 + 50.00

-LIEB-

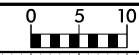
7/5/2024 I-2513AA_RDY_XPL_LIEB.dgn Tyler Corey



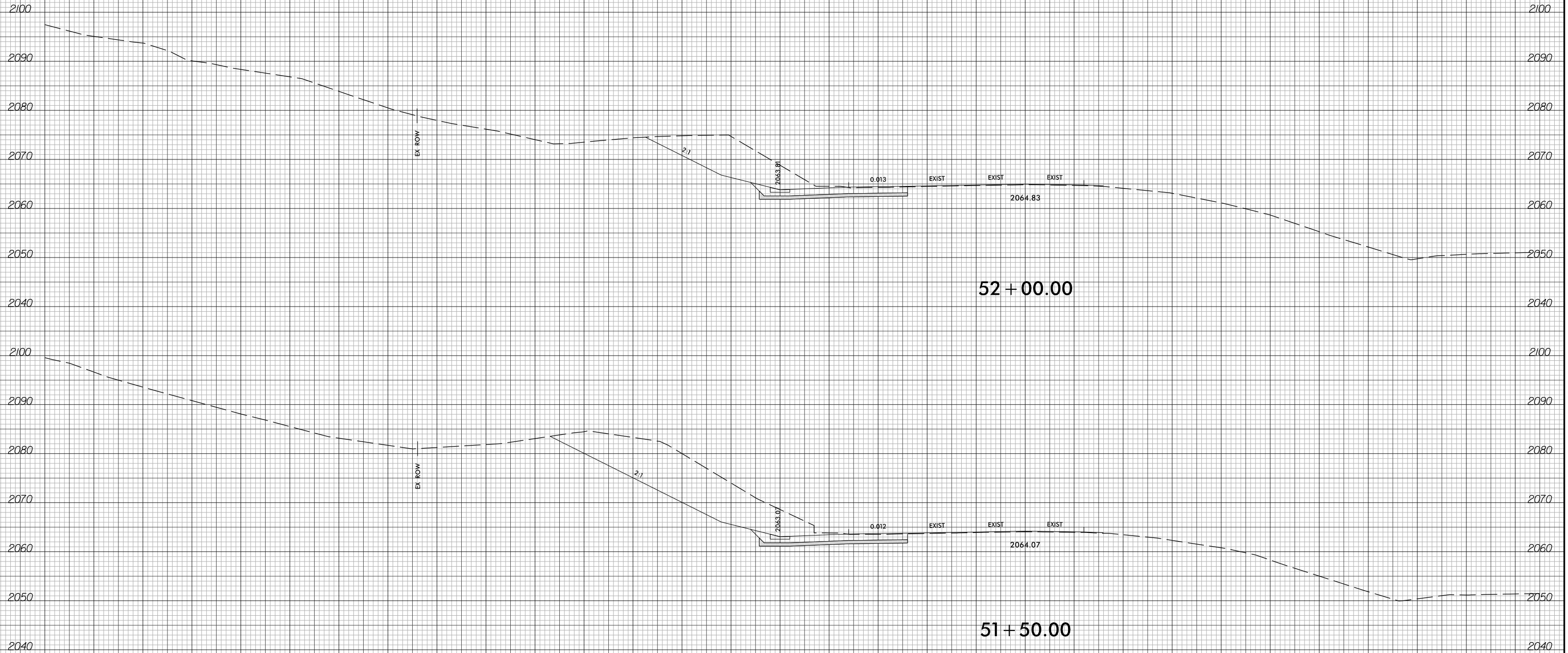
200 190 180 170 160 150 140 130 120 110 100 90 80 70 60 50 40 30 20 10 0 10 20 30 40 50 60 70 80 90 100



-LIEB-



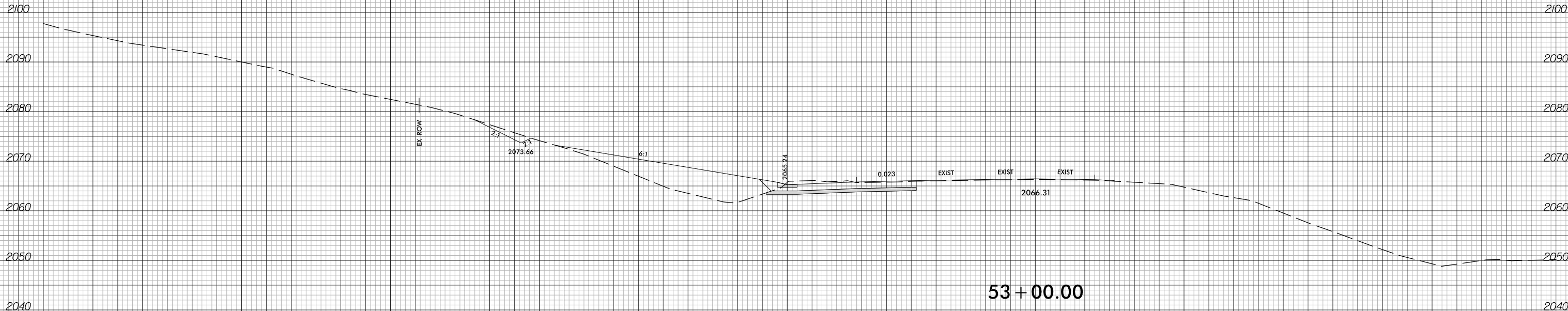
200 190 180 170 160 150 140 130 120 110 100 90 80 70 60 50 40 30 20 10 0 10 20 30 40 50 60 70 80 90 100



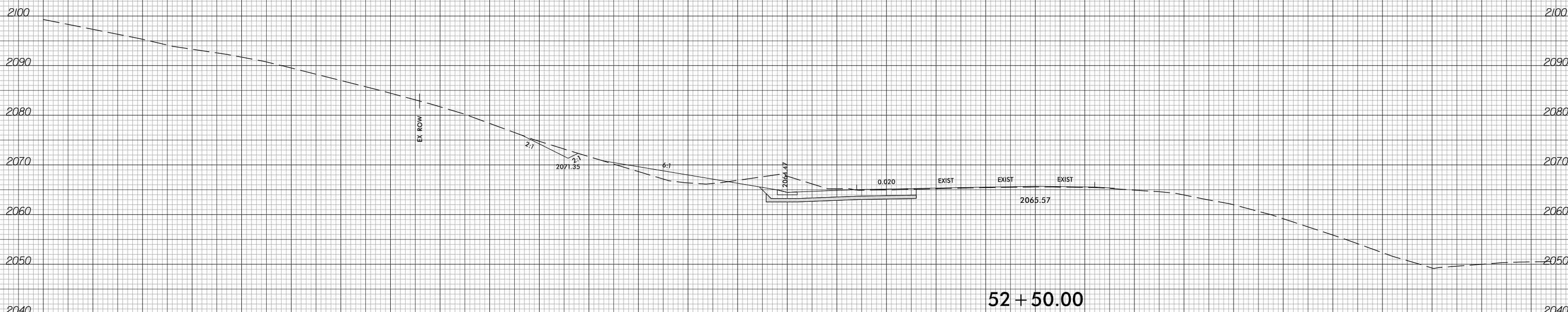
-LIEB-



200 190 180 170 160 150 140 130 120 110 100 90 80 70 60 50 40 30 20 10 0 10 20 30 40 50 60 70 80 90 100



53 + 00.00

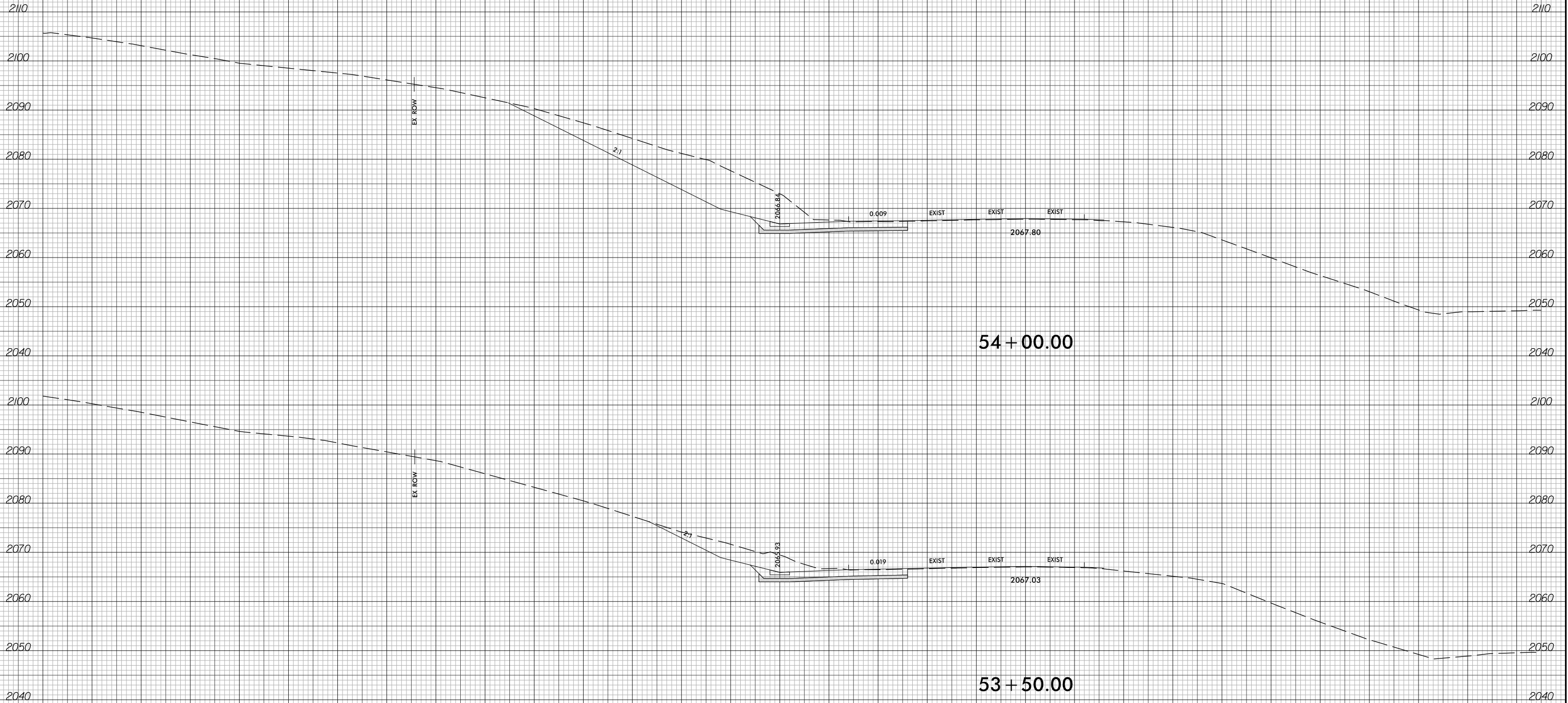


52 + 50.00

-LIEB-



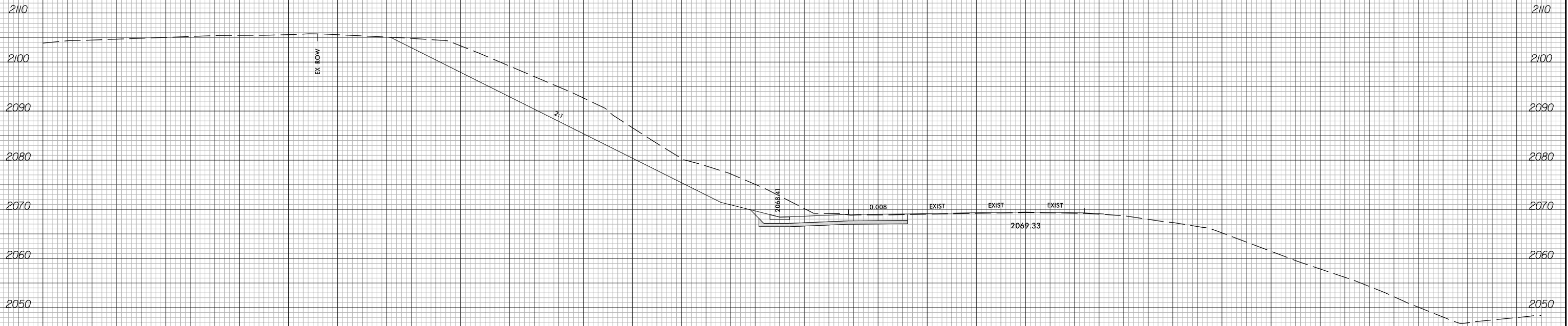
200 190 180 170 160 150 140 130 120 110 100 90 80 70 60 50 40 30 20 10 0 10 20 30 40 50 60 70 80 90 100



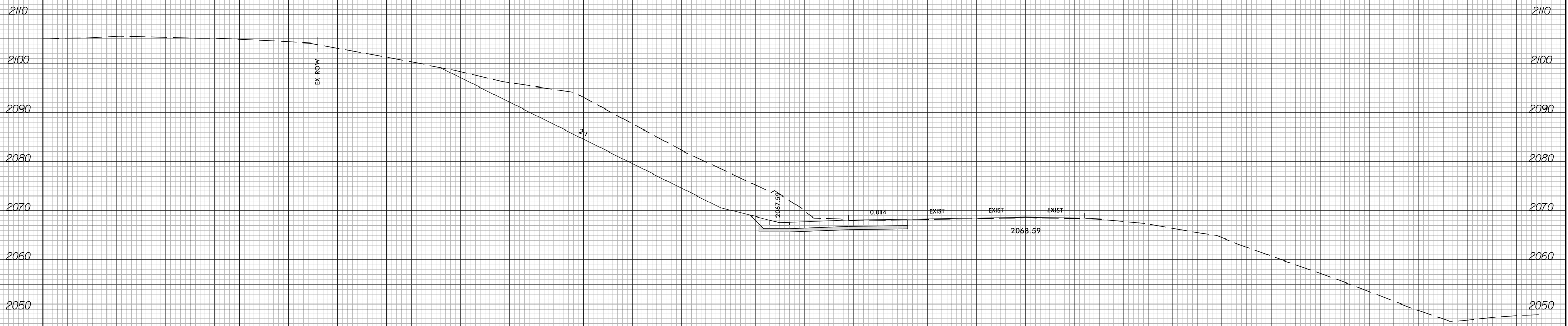
-LIEB-



200 190 180 170 160 150 140 130 120 110 100 90 80 70 60 50 40 30 20 10 0 10 20 30 40 50 60 70 80 90 100



55 + 00.00

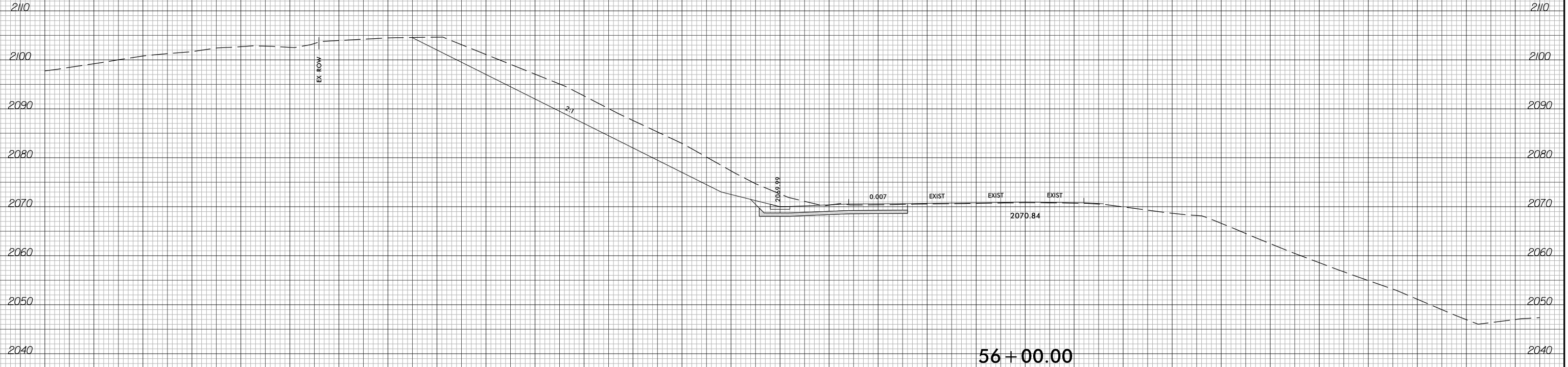


54 + 50.00

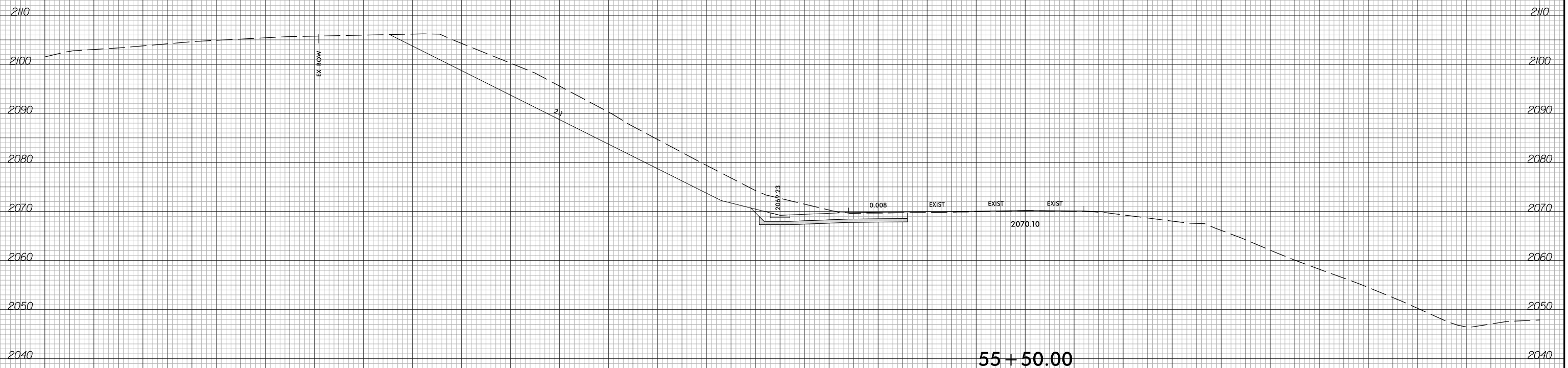
-LIEB-



200 190 180 170 160 150 140 130 120 110 100 90 80 70 60 50 40 30 20 10 0 10 20 30 40 50 60 70 80 90 100



56 + 00.00

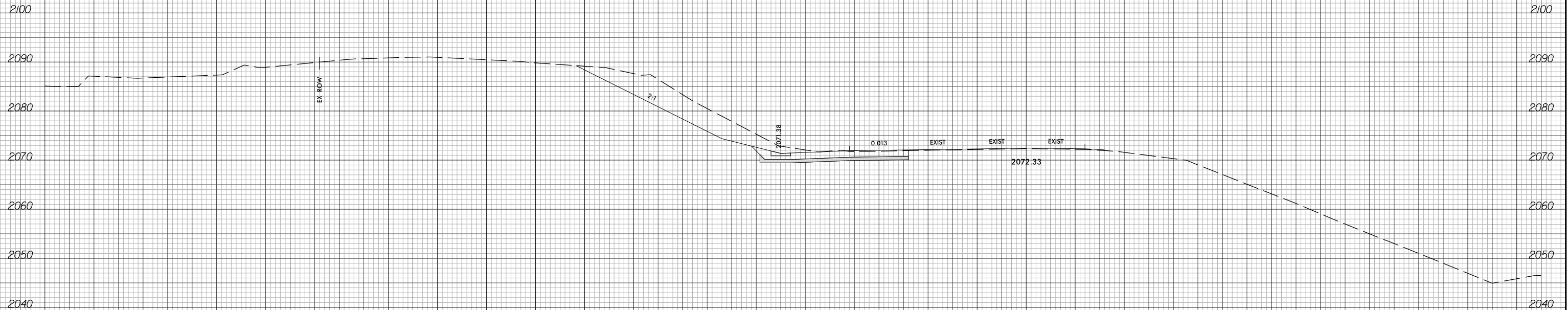


55 + 50.00

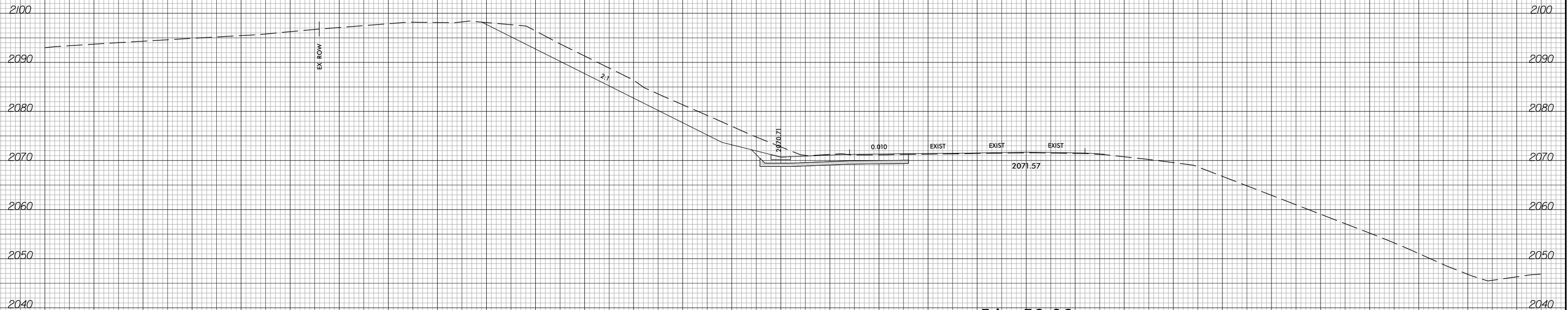
-LIEB-



200 190 180 170 160 150 140 130 120 110 100 90 80 70 60 50 40 30 20 10 0 10 20 30 40 50 60 70 80 90 100



57 + 00.00



56 + 50.00

-LIEB-

200 190 180 170 160 150 140 130 120 110 100 90 80 70 60 50 40 30 20 10 0 10 20 30 40 50 60 70 80 90 100

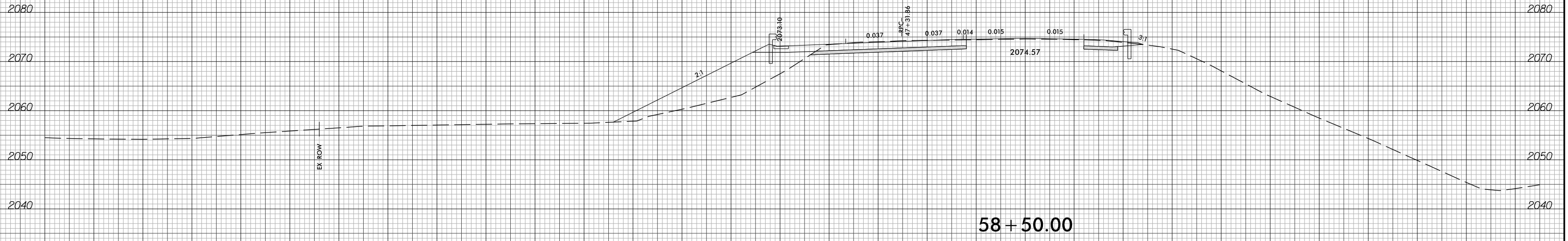
6/23/16



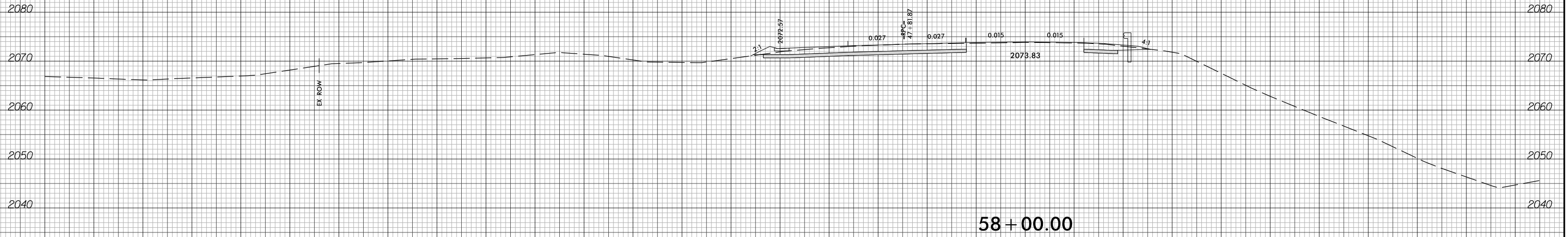
PROJ. REFERENCE NO.
I-2513AA/AB

SHEET NO.
X-49

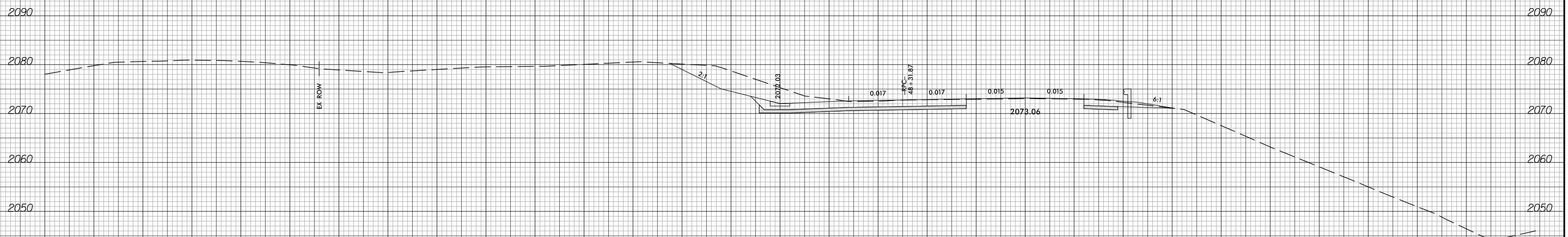
200 190 180 170 160 150 140 130 120 110 100 90 80 70 60 50 40 30 20 10 0 10 20 30 40 50 60 70 80 90 100



58 + 50.00



58 + 00.00



57 + 50.00

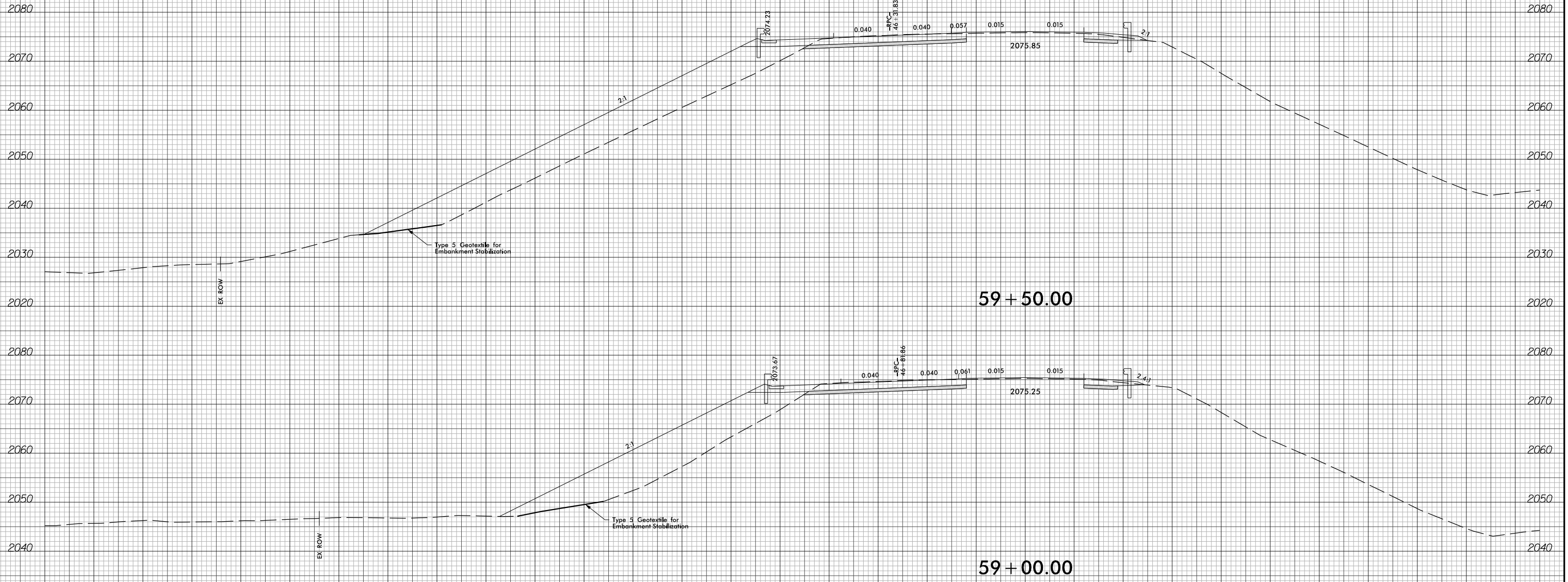
-L1_EB-

BEGIN GRADE
-L1_EB- STA. 57 + 13.41

200 190 180 170 160 150 140 130 120 110 100 90 80 70 60 50 40 30 20 10 0 10 20 30 40 50 60 70 80 90 100

2/5/2024
I-2513AA_RDY_XPL_L1EB.dgn
Tyler, Corey

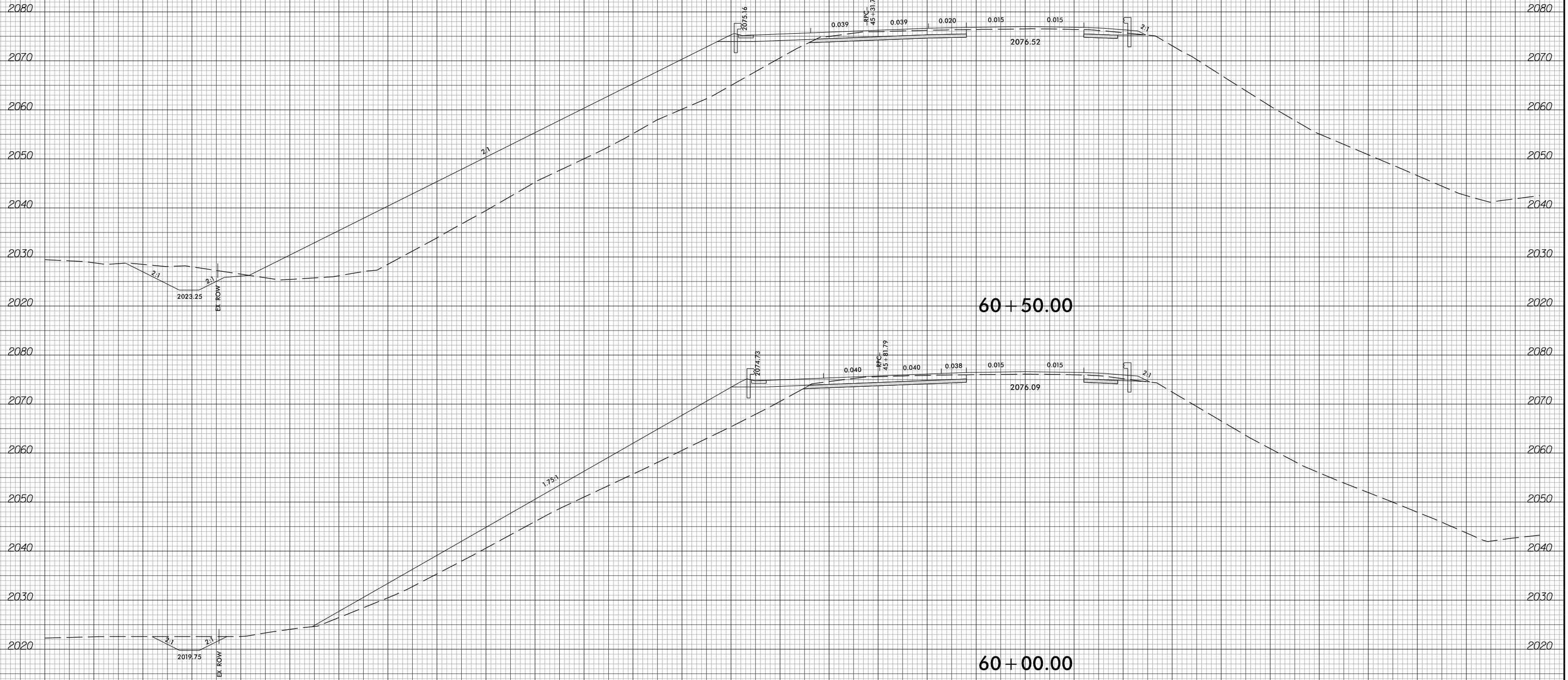
200 190 180 170 160 150 140 130 120 110 100 90 80 70 60 50 40 30 20 10 0 10 20 30 40 50 60 70 80 90 100



-LIEB-

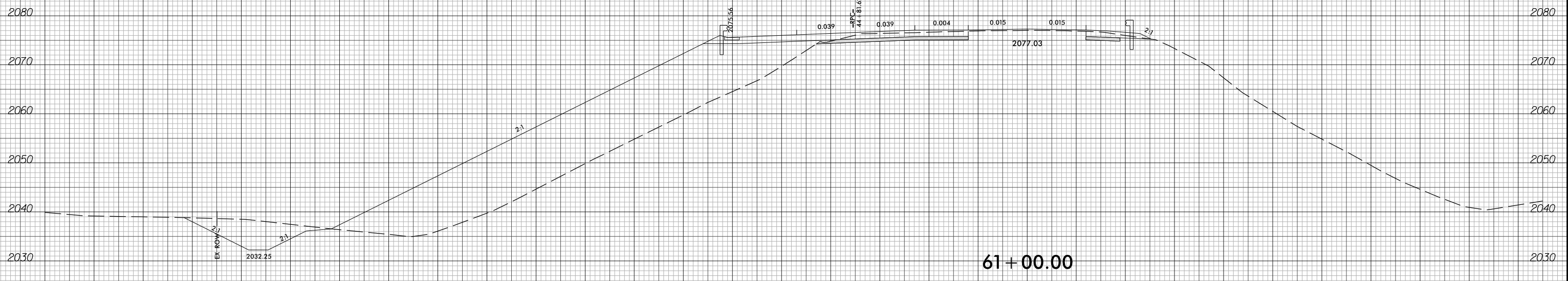
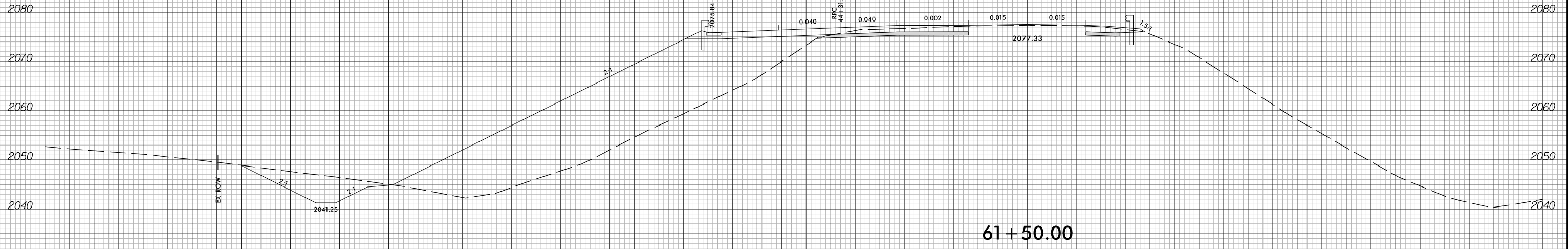
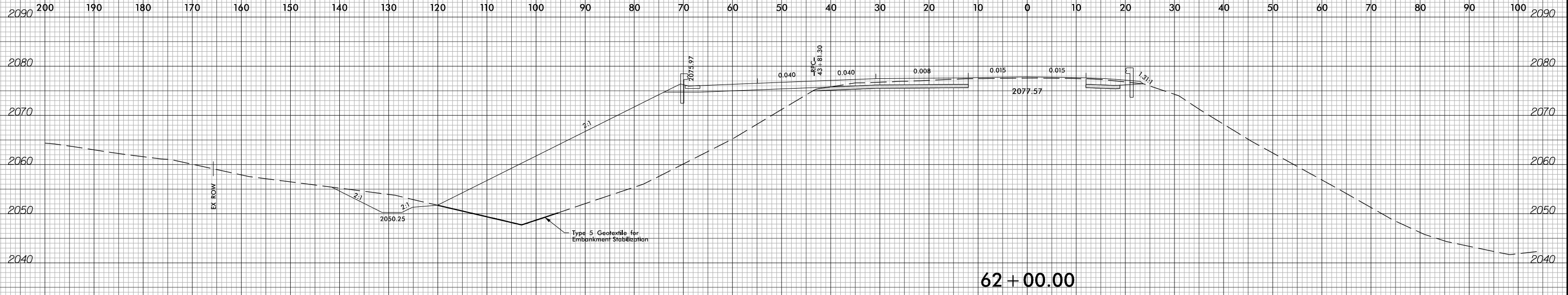


200 190 180 170 160 150 140 130 120 110 100 90 80 70 60 50 40 30 20 10 0 10 20 30 40 50 60 70 80 90 100



-LIEB-

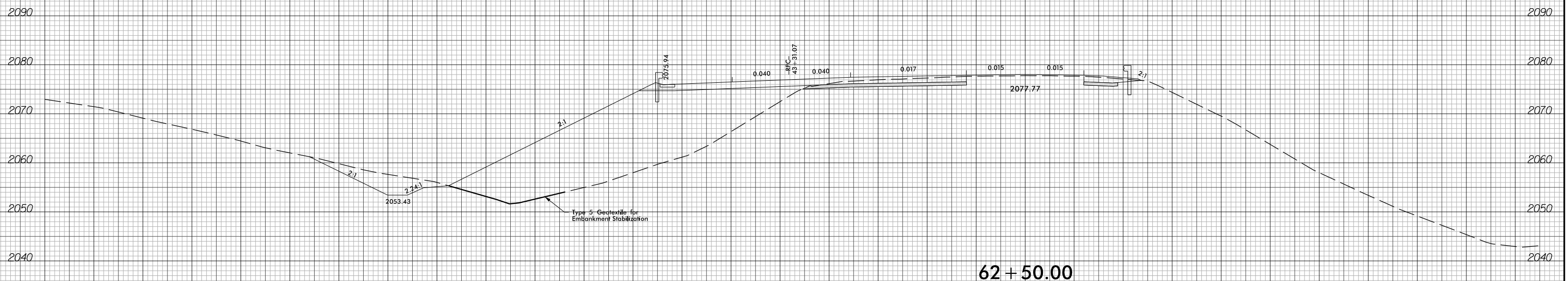
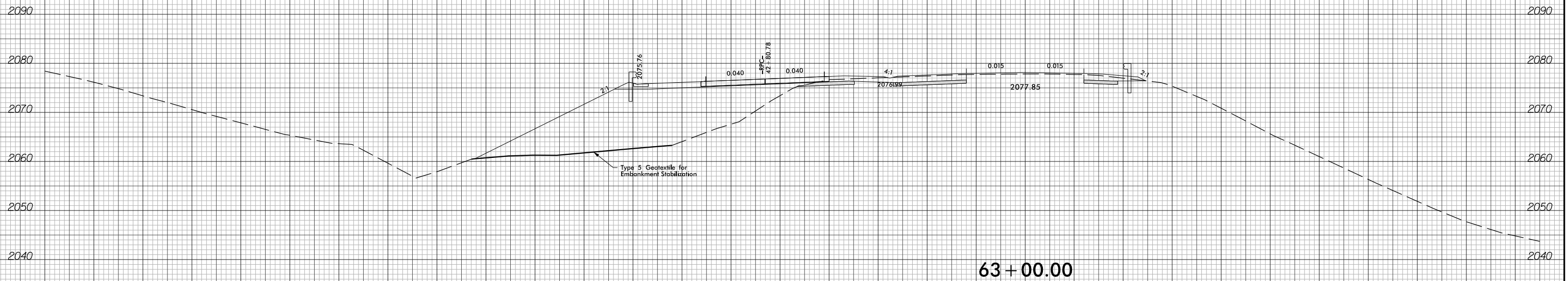
6/23/16



-LIEB-

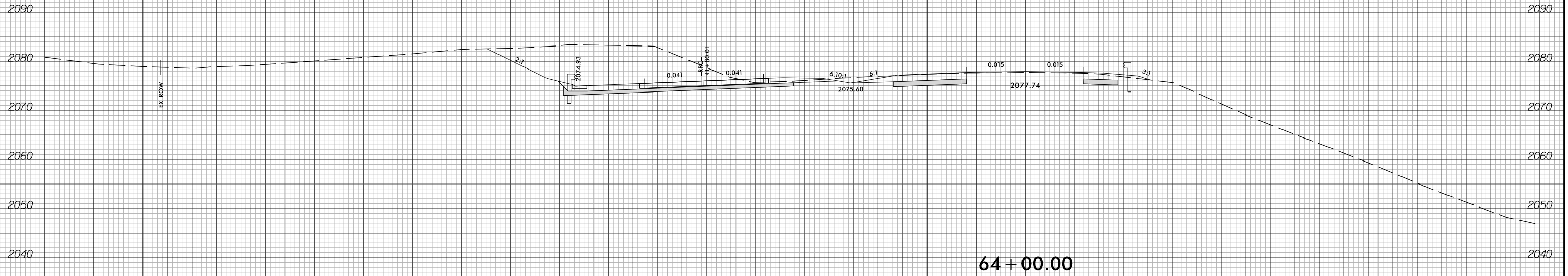
2/5/2024 I-2513AA.RDY_XPL_LIEB.dgn Tyler Corey

200 190 180 170 160 150 140 130 120 110 100 90 80 70 60 50 40 30 20 10 0 10 20 30 40 50 60 70 80 90 100

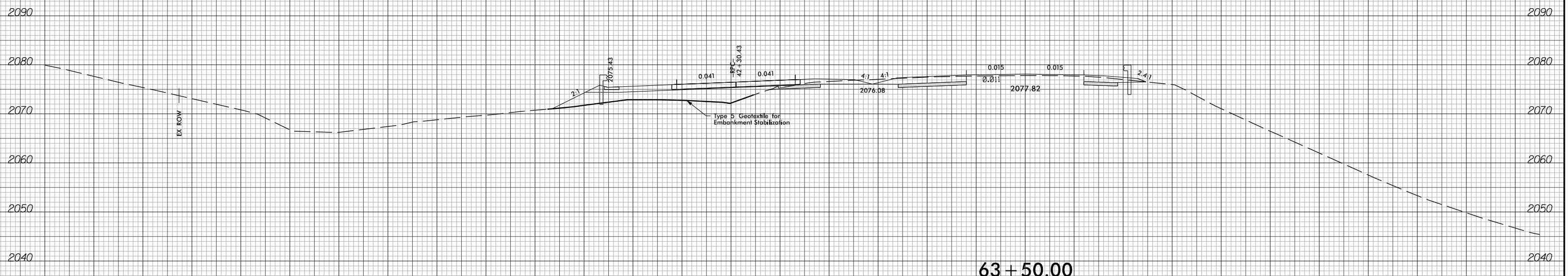


-LIEB-

200 190 180 170 160 150 140 130 120 110 100 90 80 70 60 50 40 30 20 10 0 10 20 30 40 50 60 70 80 90 100




64 + 00.00

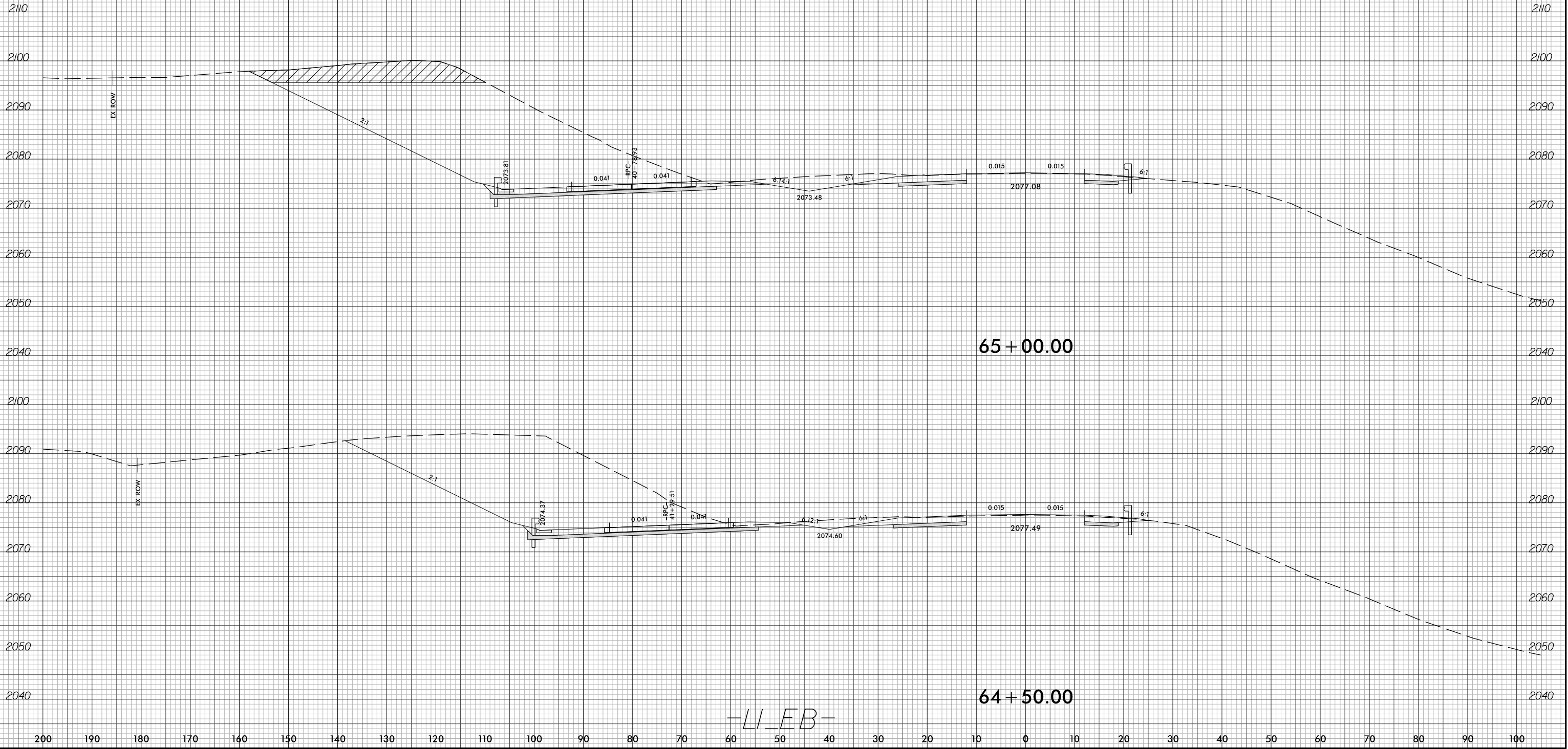


63 + 50.00


-LIEB-

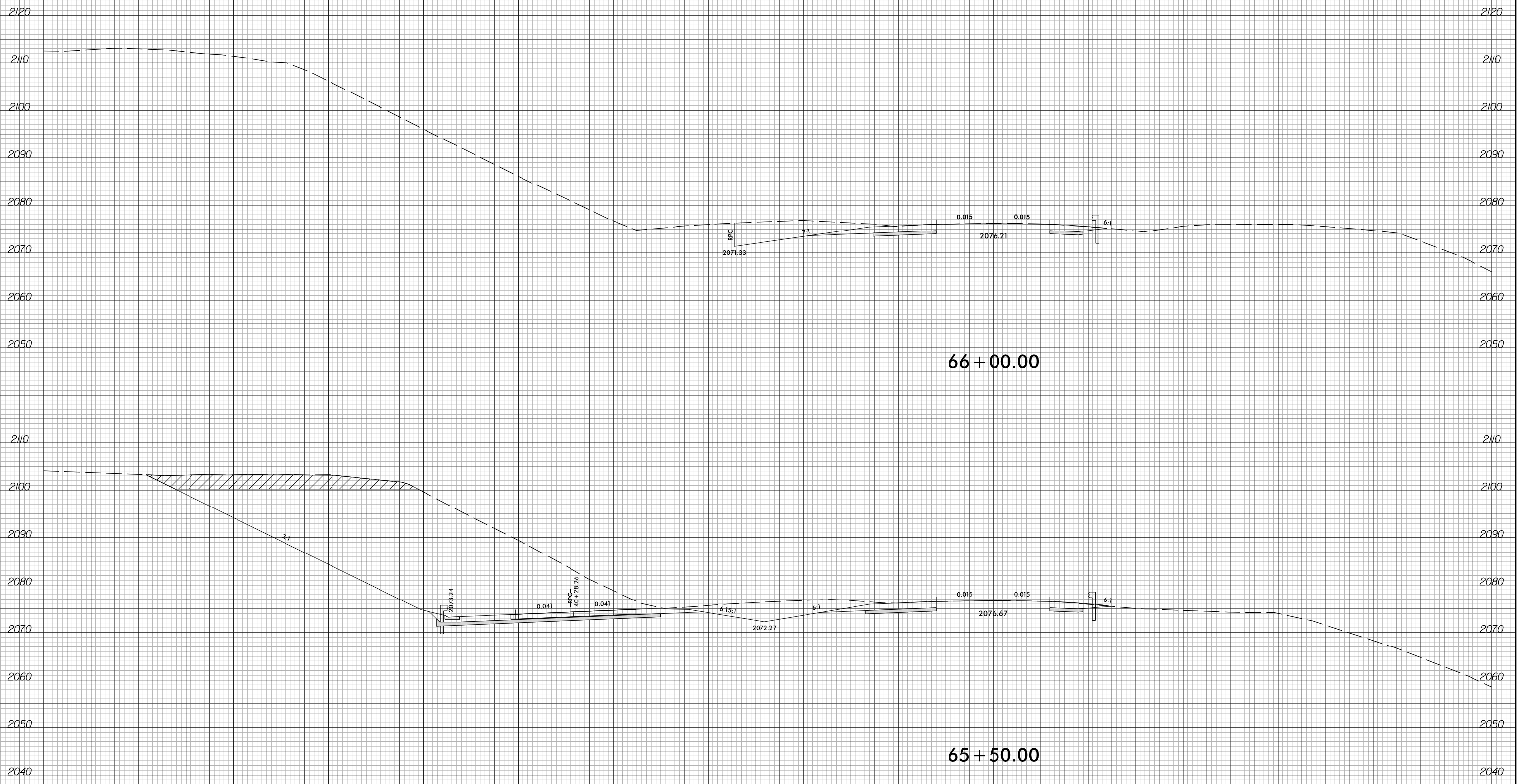
200 190 180 170 160 150 140 130 120 110 100 90 80 70 60 50 40 30 20 10 0 10 20 30 40 50 60 70 80 90 100

 = UNCLASSIFIED EXCAVATION - ACCEPTABLE BUT NOT IN THE TOP THREE FEET



200 190 180 170 160 150 140 130 120 110 100 90 80 70 60 50 40 30 20 10 0 10 20 30 40 50 60 70 80 90 100

 = UNCLASSIFIED EXCAVATION - ACCEPTABLE BUT NOT IN THE TOP THREE FEET



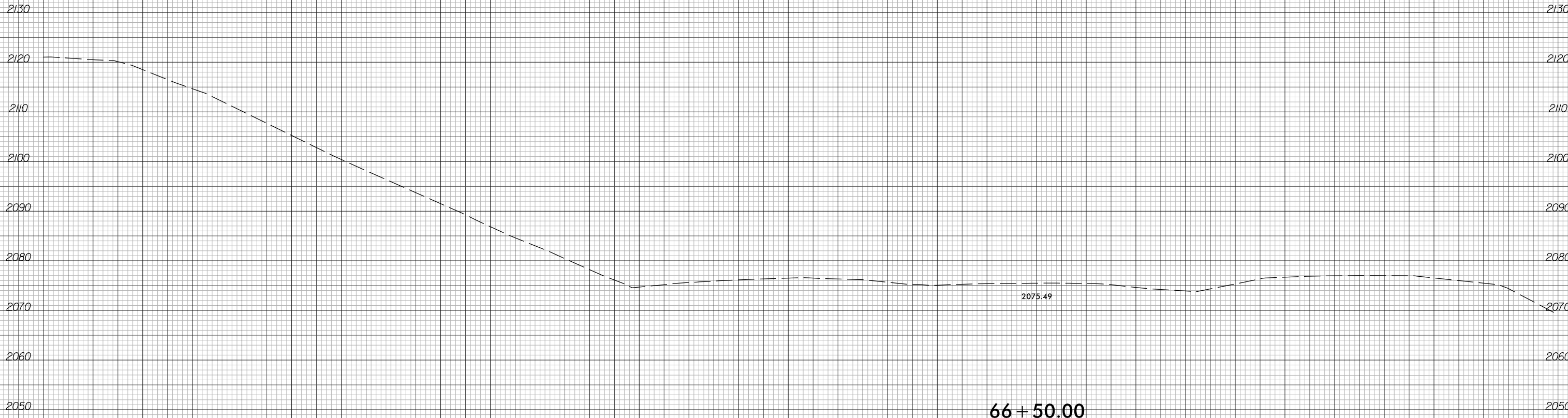
-LIEB-

6/23/16

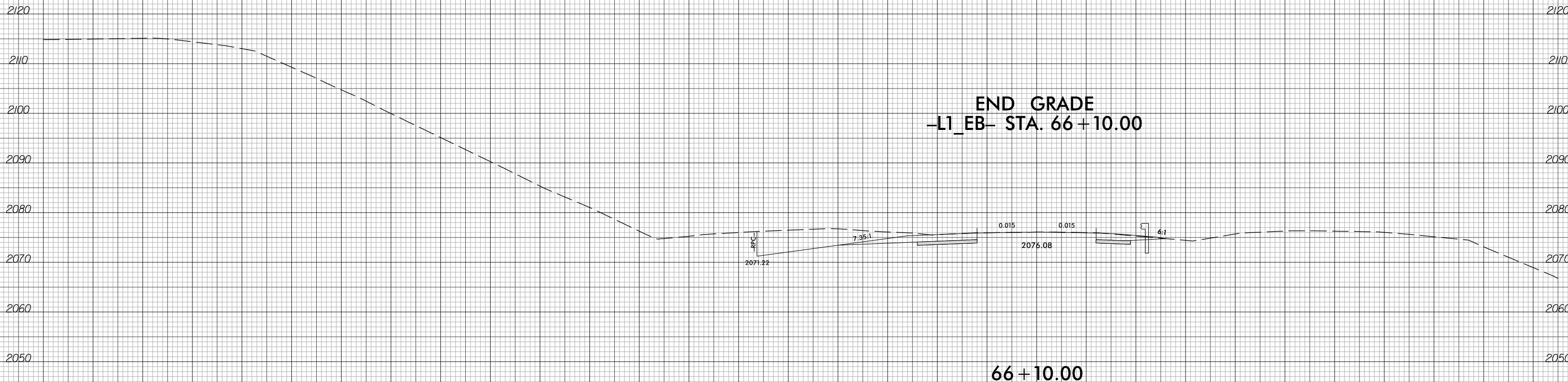


PROJ. REFERENCE NO.	SHEET NO.
I-2513AA/AB	X-57

200 190 180 170 160 150 140 130 120 110 100 90 80 70 60 50 40 30 20 10 0 10 20 30 40 50 60 70 80 90 100



66 + 50.00



END GRADE
-L1_EB- STA. 66 + 10.00

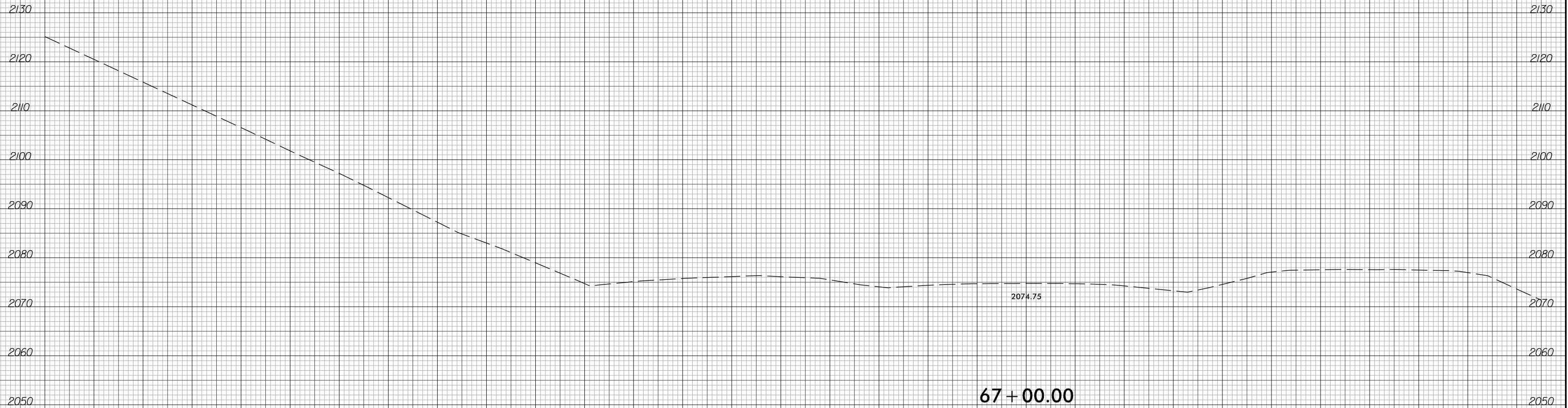
66 + 10.00

-L1_EB-

2/5/2024
I-2513AA_RDY_XPL_L1EB.dgn
L1EB_Correy



200 190 180 170 160 150 140 130 120 110 100 90 80 70 60 50 40 30 20 10 0 10 20 30 40 50 60 70 80 90 100

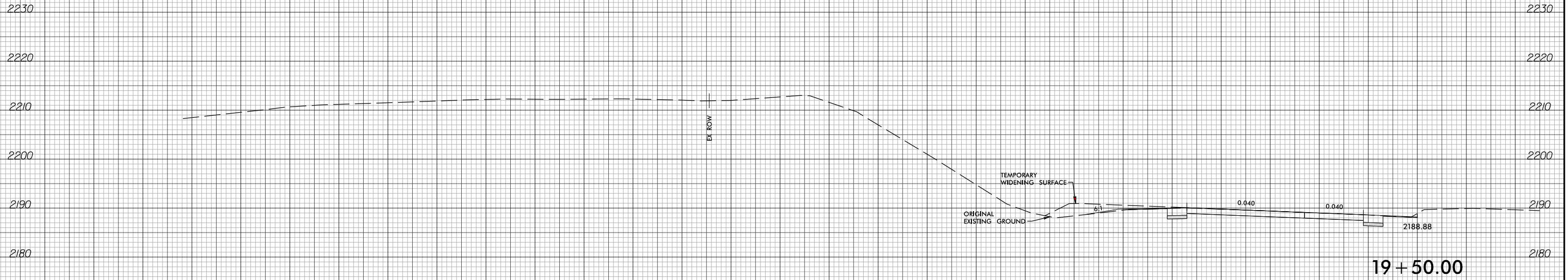


-LIEB-

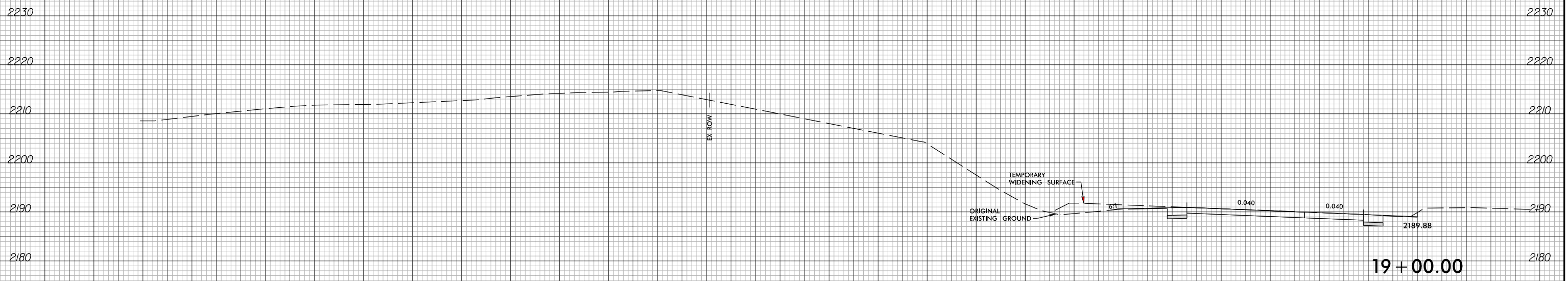
200 190 180 170 160 150 140 130 120 110 100 90 80 70 60 50 40 30 20 10 0 10 20 30 40 50 60 70 80 90 100



280 270 260 250 240 230 220 210 200 190 180 170 160 150 140 130 120 110 100 90 80 70 60 50 40 30 20 10 0 10 20



19+50.00



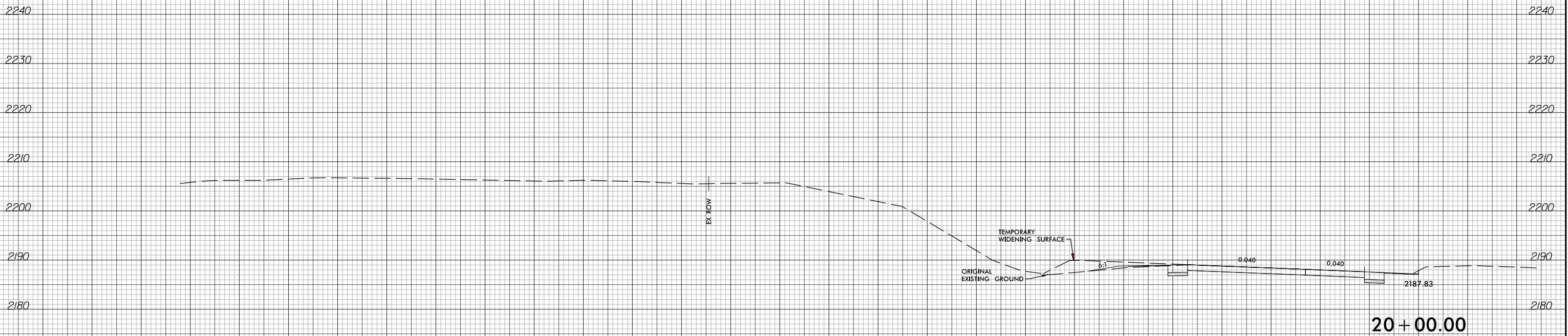
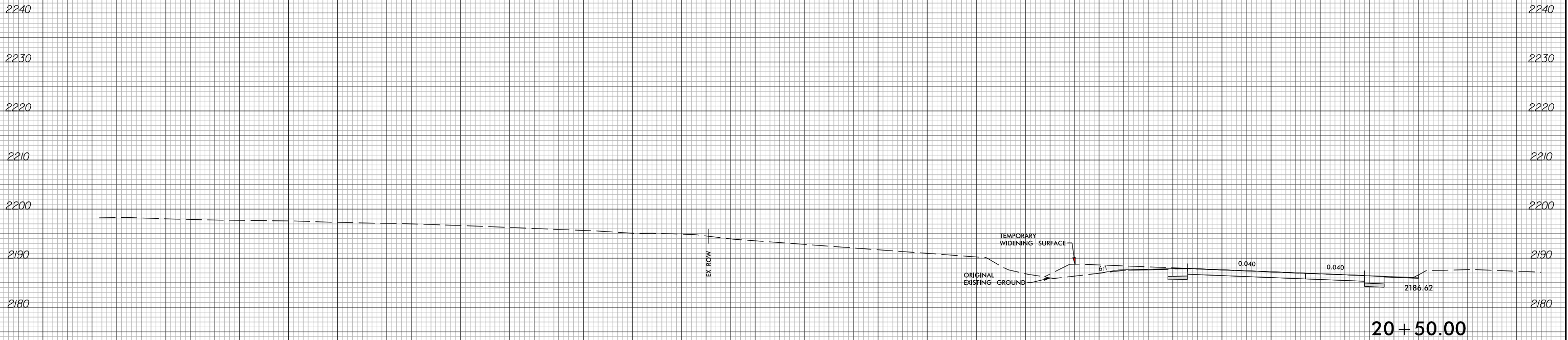
19+00.00

-Y L T-

280 270 260 250 240 230 220 210 200 190 180 170 160 150 140 130 120 110 100 90 80 70 60 50 40 30 20 10 0 10 20



280 270 260 250 240 230 220 210 200 190 180 170 160 150 140 130 120 110 100 90 80 70 60 50 40 30 20 10 0 10 20



-Y \ T-

280 270 260 250 240 230 220 210 200 190 180 170 160 150 140 130 120 110 100 90 80 70 60 50 40 30 20 10 0 10 20

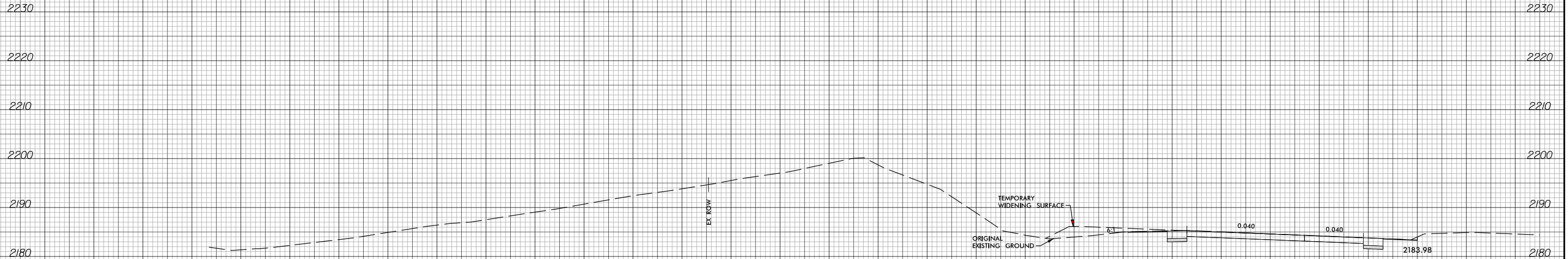
6/23/16



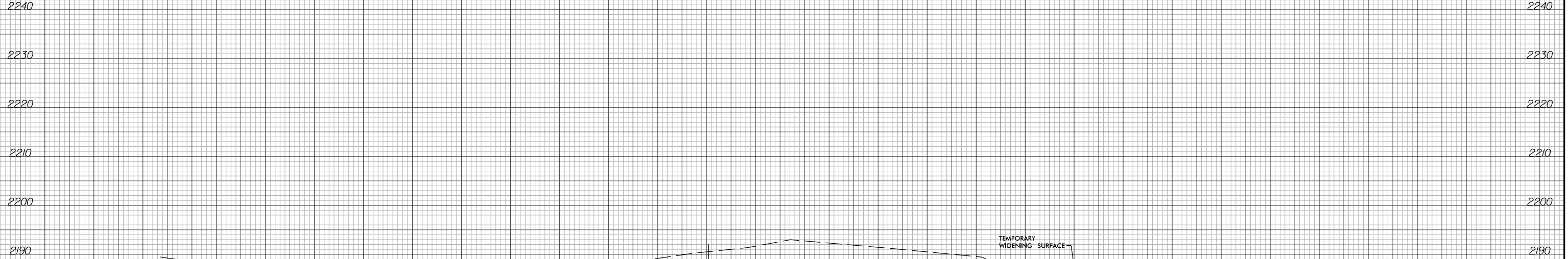
PROJ. REFERENCE NO.
I-2513AA/AB

SHEET NO.
X-62

280 270 260 250 240 230 220 210 200 190 180 170 160 150 140 130 120 110 100 90 80 70 60 50 40 30 20 10 0 10 20



21 + 50.00



21 + 00.00

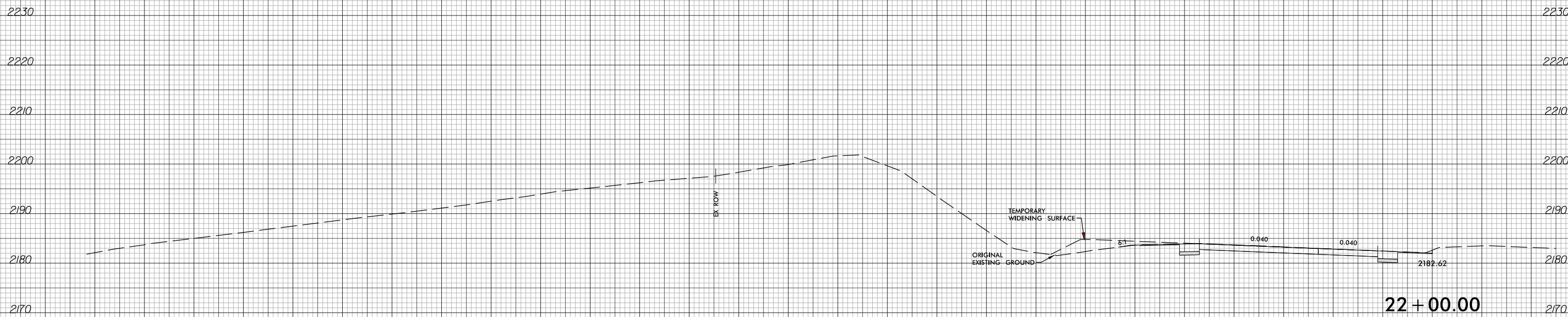
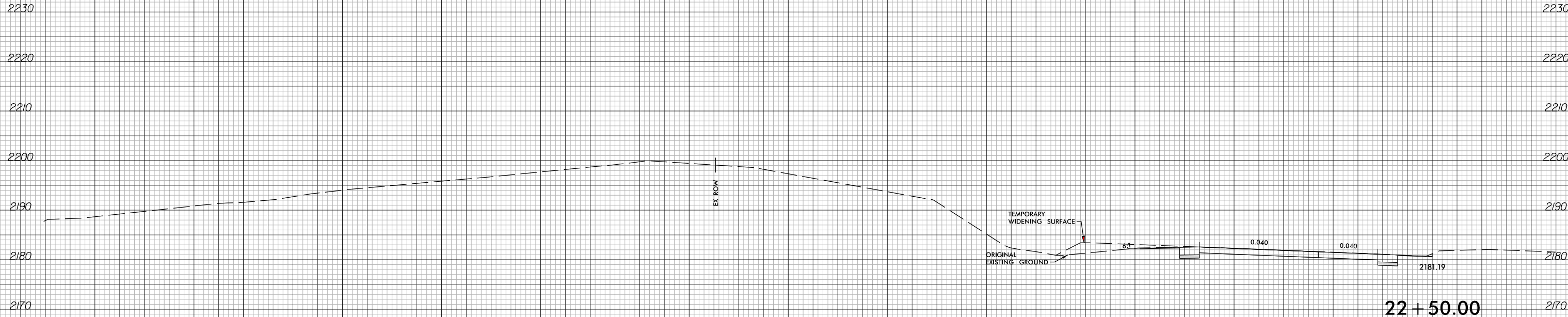
-Y L T-

280 270 260 250 240 230 220 210 200 190 180 170 160 150 140 130 120 110 100 90 80 70 60 50 40 30 20 10 0 10 20

2/5/2024
I-2513AA_RDY_XPL_Y.LT.dgn
Tyler, Corey



280 270 260 250 240 230 220 210 200 190 180 170 160 150 140 130 120 110 100 90 80 70 60 50 40 30 20 10 0 10 20

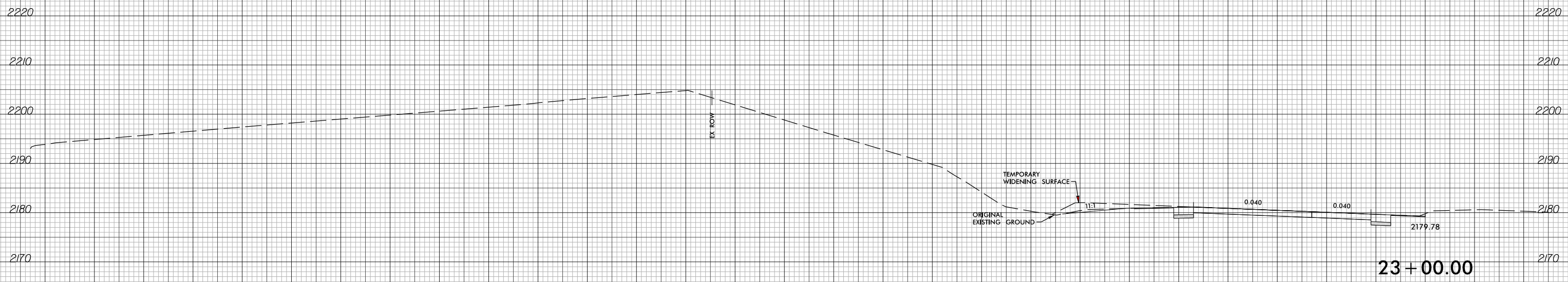
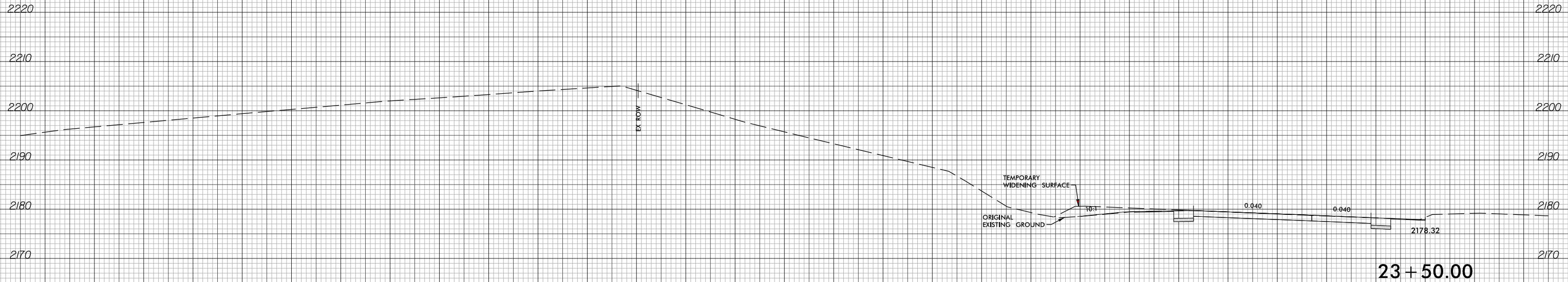


-Y L T-

280 270 260 250 240 230 220 210 200 190 180 170 160 150 140 130 120 110 100 90 80 70 60 50 40 30 20 10 0 10 20



280 270 260 250 240 230 220 210 200 190 180 170 160 150 140 130 120 110 100 90 80 70 60 50 40 30 20 10 0 10 20

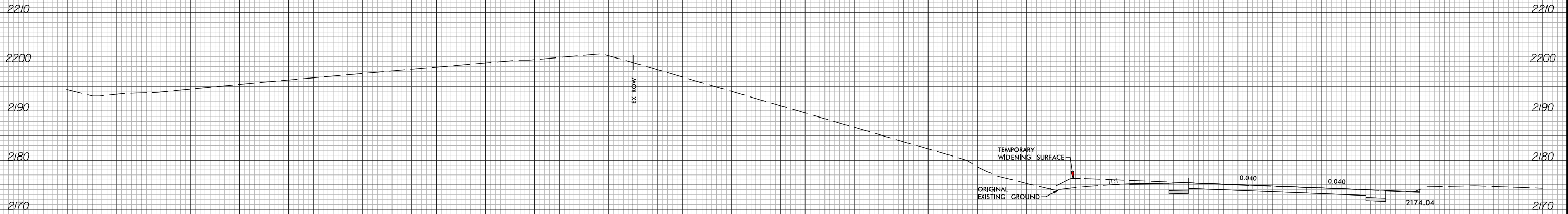


-Y L T-

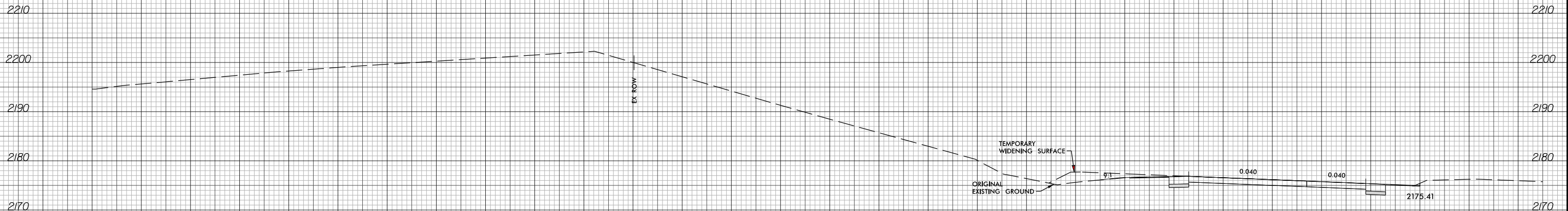
280 270 260 250 240 230 220 210 200 190 180 170 160 150 140 130 120 110 100 90 80 70 60 50 40 30 20 10 0 10 20



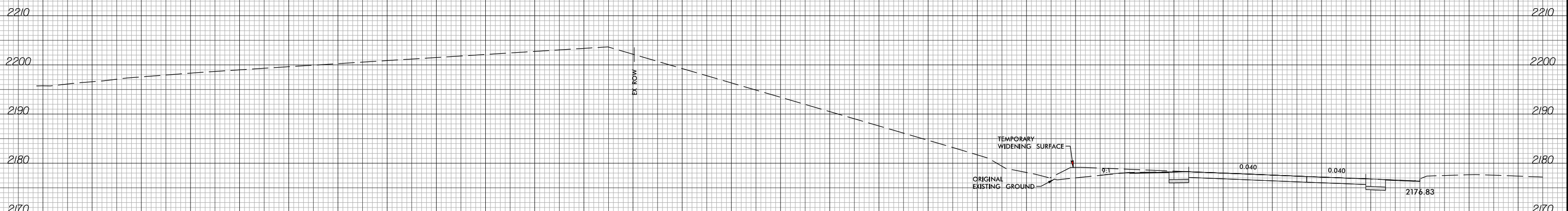
280 270 260 250 240 230 220 210 200 190 180 170 160 150 140 130 120 110 100 90 80 70 60 50 40 30 20 10 0 10 20



25 + 00.00



24 + 50.00



24 + 00.00

-Y L T-

280 270 260 250 240 230 220 210 200 190 180 170 160 150 140 130 120 110 100 90 80 70 60 50 40 30 20 10 0 10 20

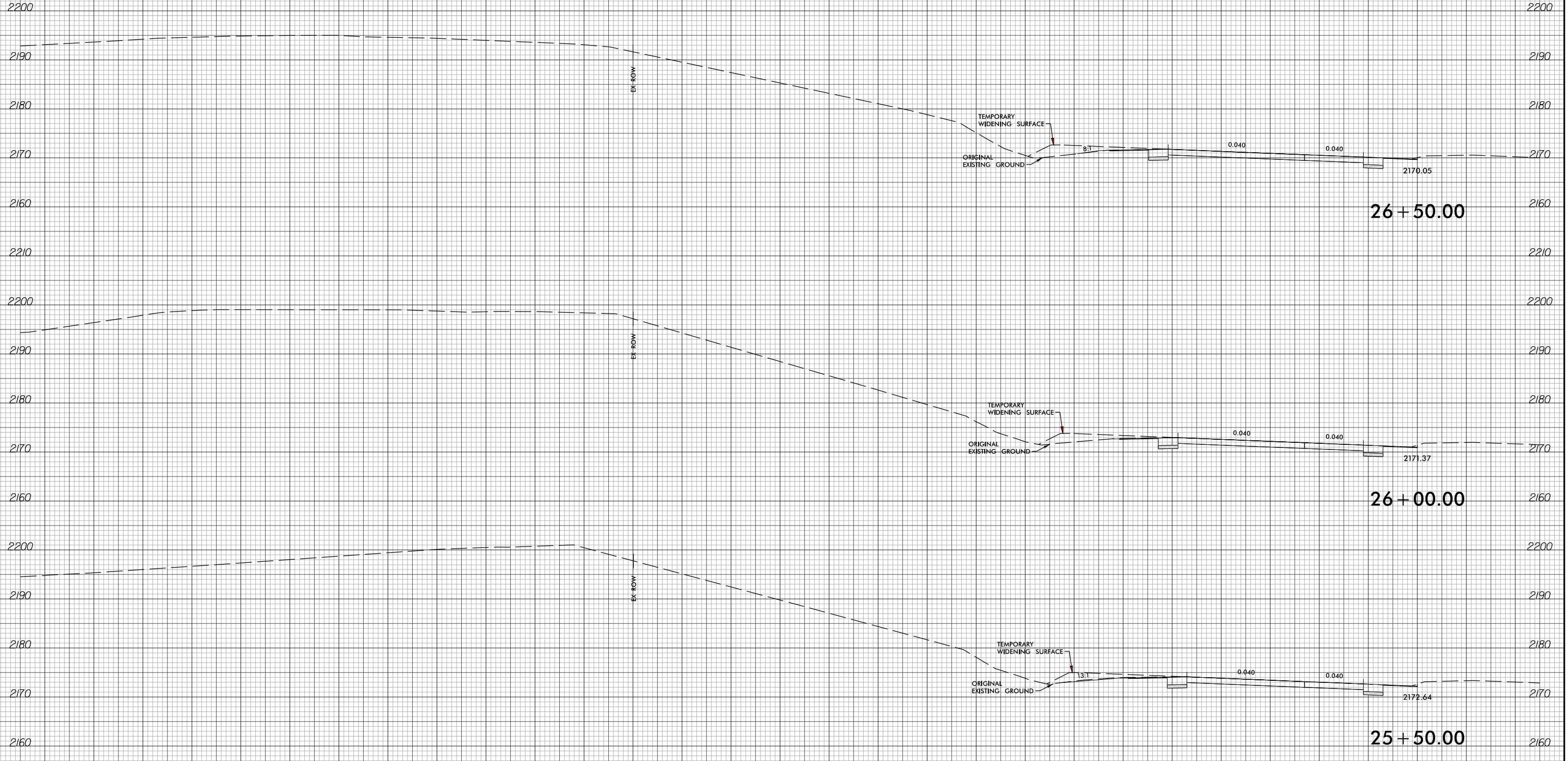
6/23/16



PROJ. REFERENCE NO.
I-2513AA/AB

SHEET NO.
X-66

280 270 260 250 240 230 220 210 200 190 180 170 160 150 140 130 120 110 100 90 80 70 60 50 40 30 20 10 0 10 20



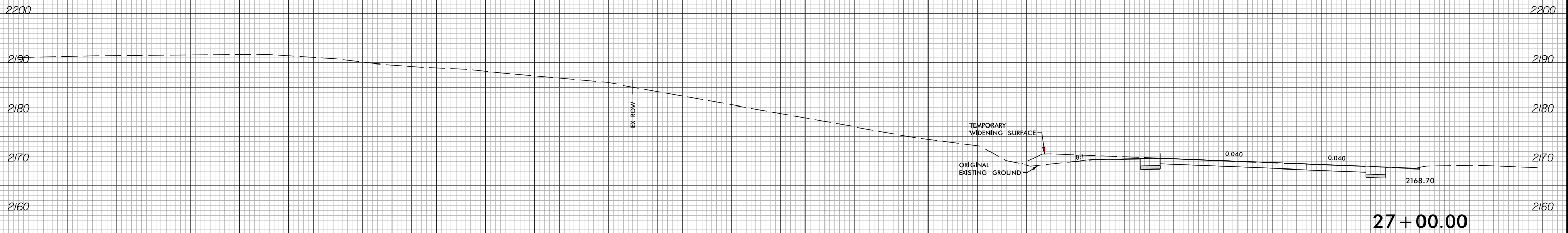
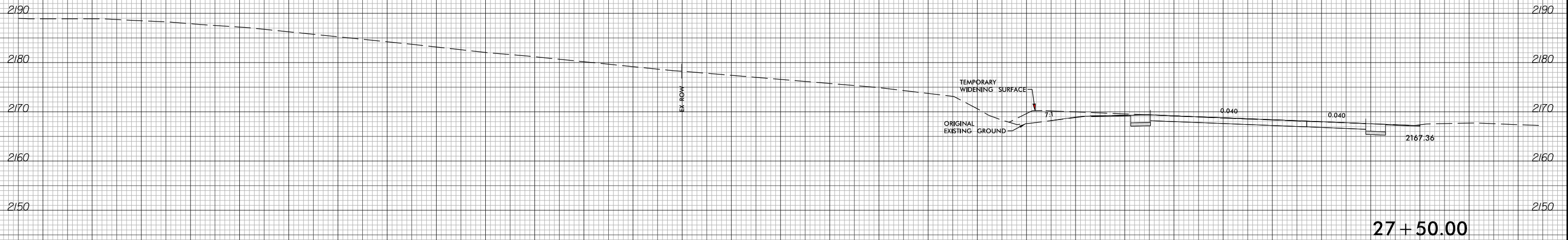
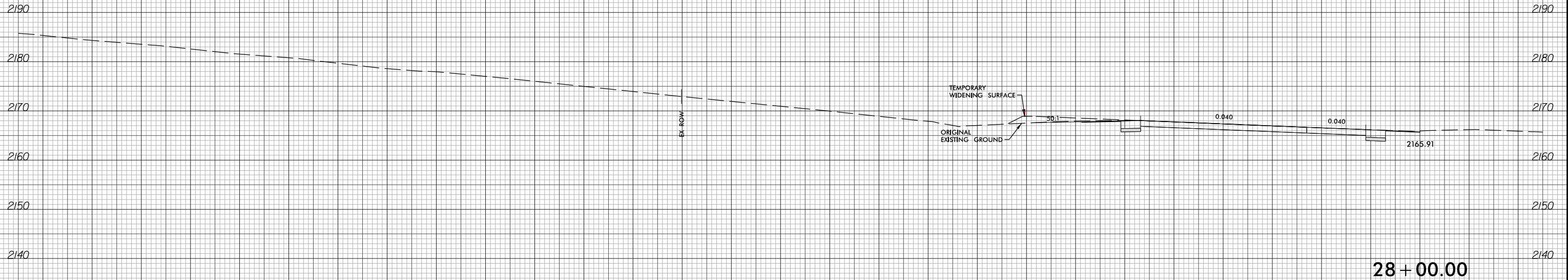
-Y L T-

2/5/2024
I-2513AA_RDY_XPL_Y.LT.dgn
Tyler Corey

280 270 260 250 240 230 220 210 200 190 180 170 160 150 140 130 120 110 100 90 80 70 60 50 40 30 20 10 0 10 20

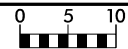


280 270 260 250 240 230 220 210 200 190 180 170 160 150 140 130 120 110 100 90 80 70 60 50 40 30 20 10 0 10 20

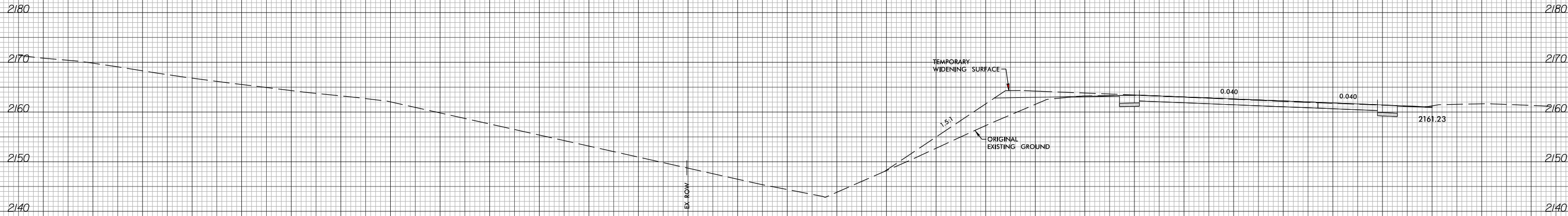


-Y L T-

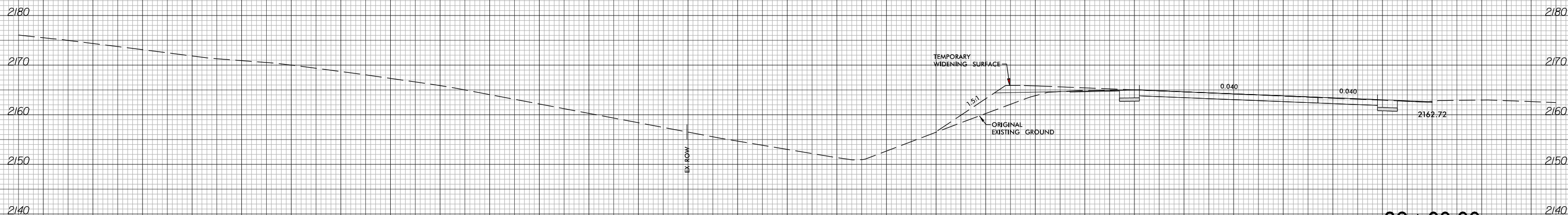
280 270 260 250 240 230 220 210 200 190 180 170 160 150 140 130 120 110 100 90 80 70 60 50 40 30 20 10 0 10 20



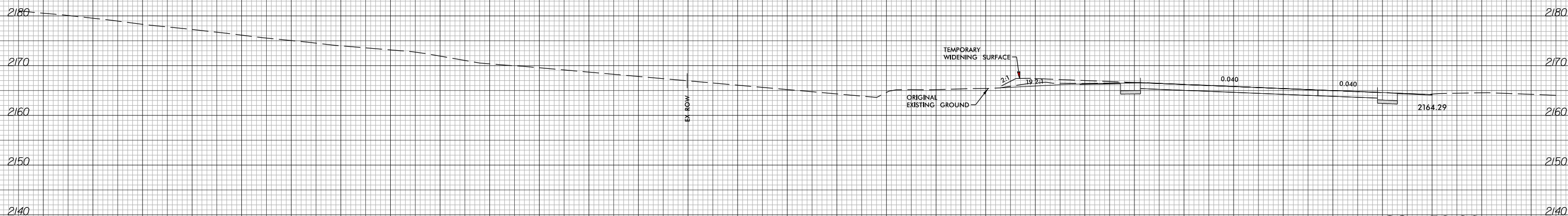
280 270 260 250 240 230 220 210 200 190 180 170 160 150 140 130 120 110 100 90 80 70 60 50 40 30 20 10 0 10 20



29 + 50.00



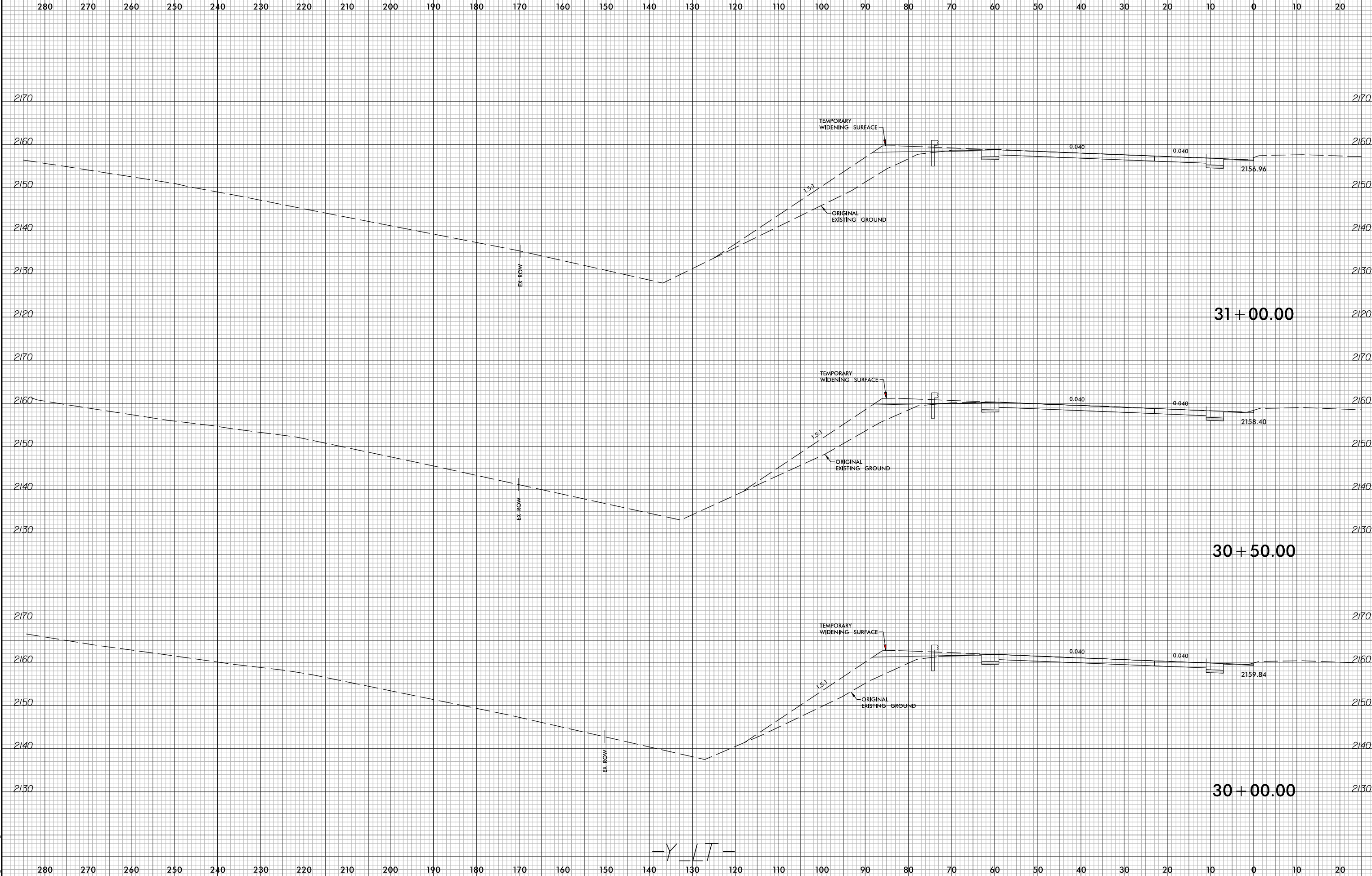
29 + 00.00



28 + 50.00

-Y L T-

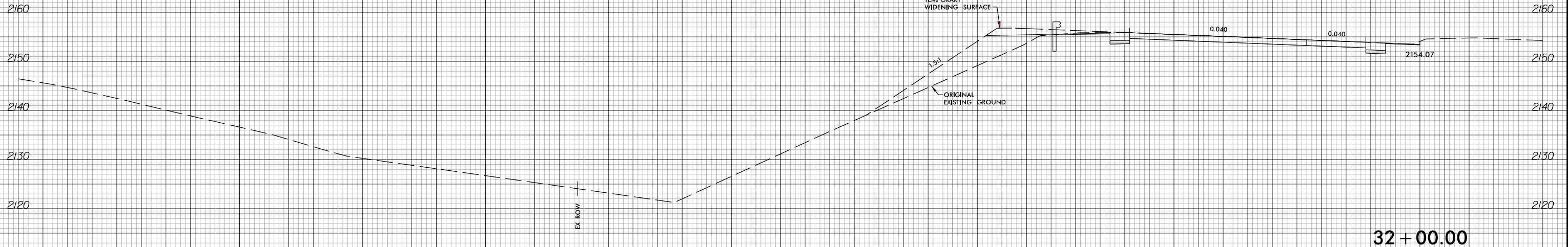
280 270 260 250 240 230 220 210 200 190 180 170 160 150 140 130 120 110 100 90 80 70 60 50 40 30 20 10 0 10 20



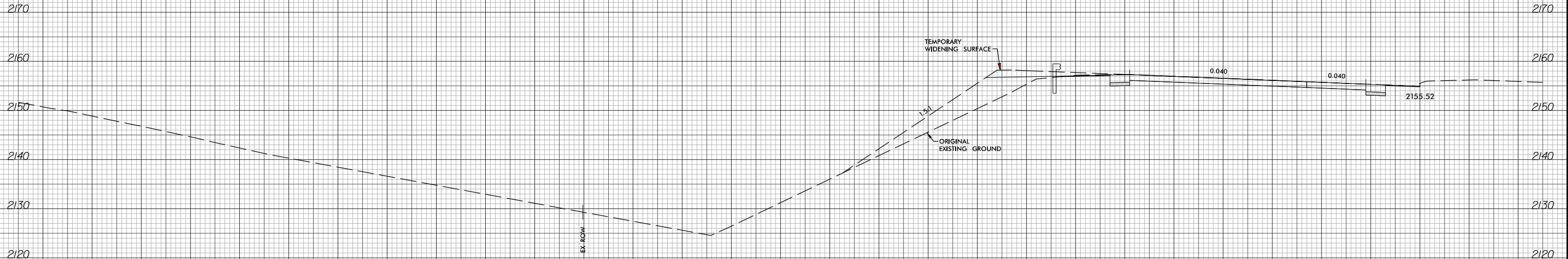
-Y L T-



280 270 260 250 240 230 220 210 200 190 180 170 160 150 140 130 120 110 100 90 80 70 60 50 40 30 20 10 0 10 20



32 + 00.00



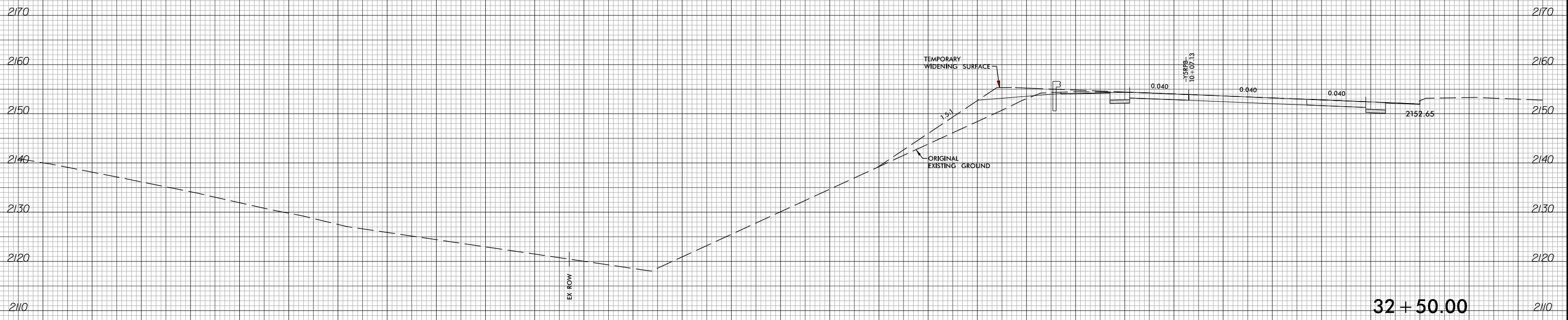
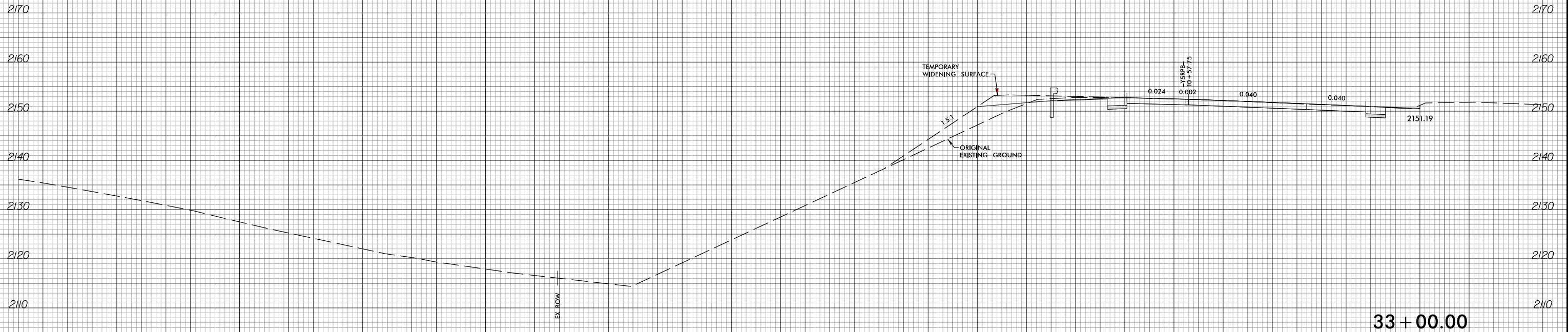
31 + 50.00

-Y L T-

280 270 260 250 240 230 220 210 200 190 180 170 160 150 140 130 120 110 100 90 80 70 60 50 40 30 20 10 0 10 20



280 270 260 250 240 230 220 210 200 190 180 170 160 150 140 130 120 110 100 90 80 70 60 50 40 30 20 10 0 10 20

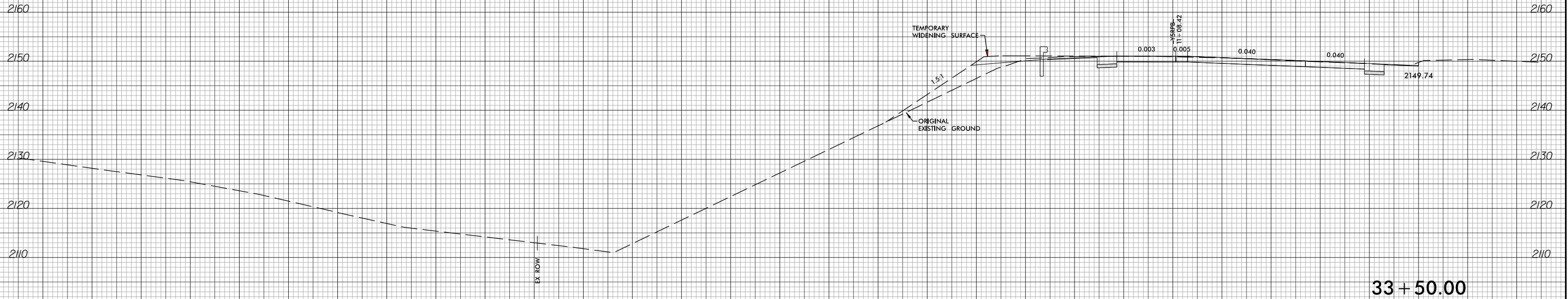
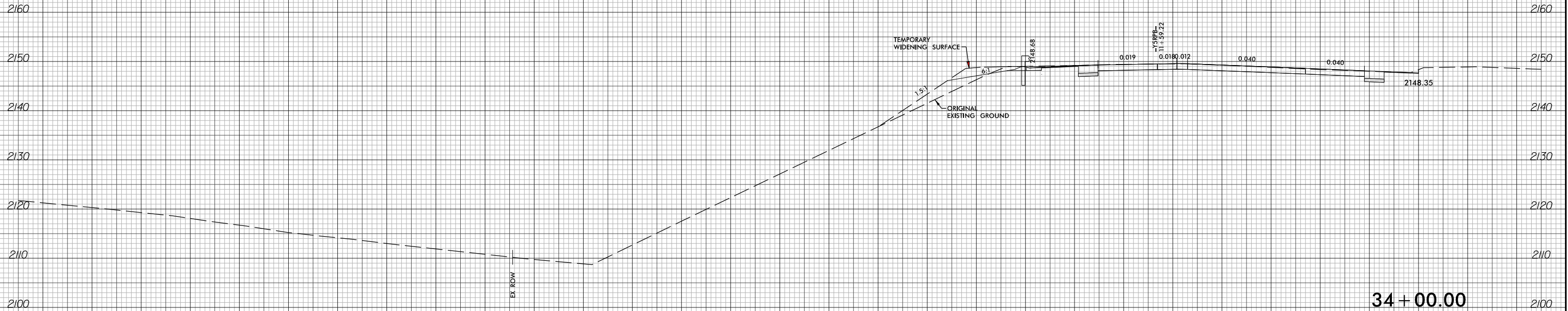


-Y L T-

280 270 260 250 240 230 220 210 200 190 180 170 160 150 140 130 120 110 100 90 80 70 60 50 40 30 20 10 0 10 20



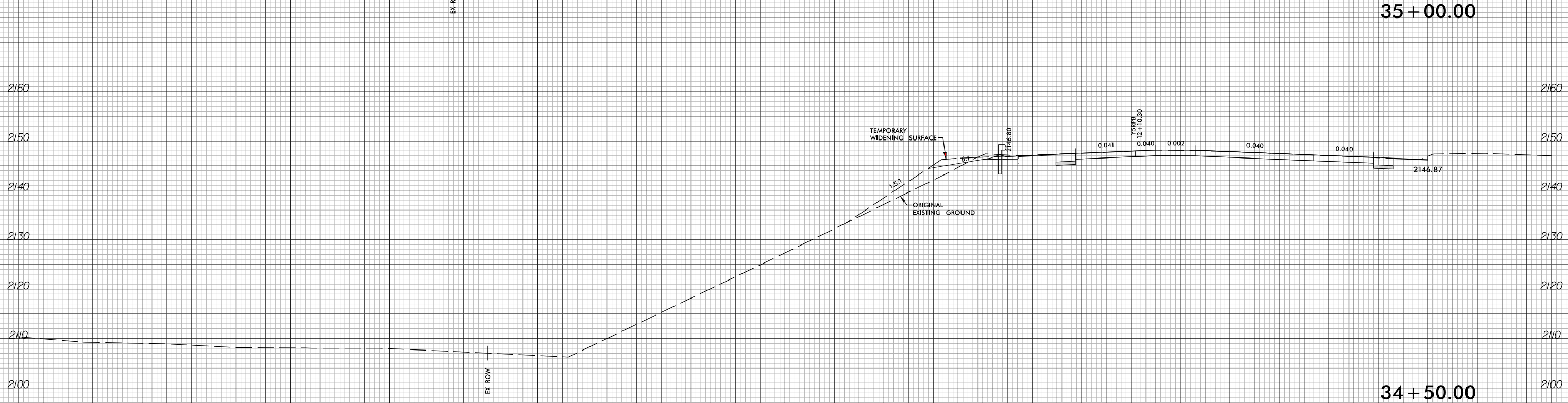
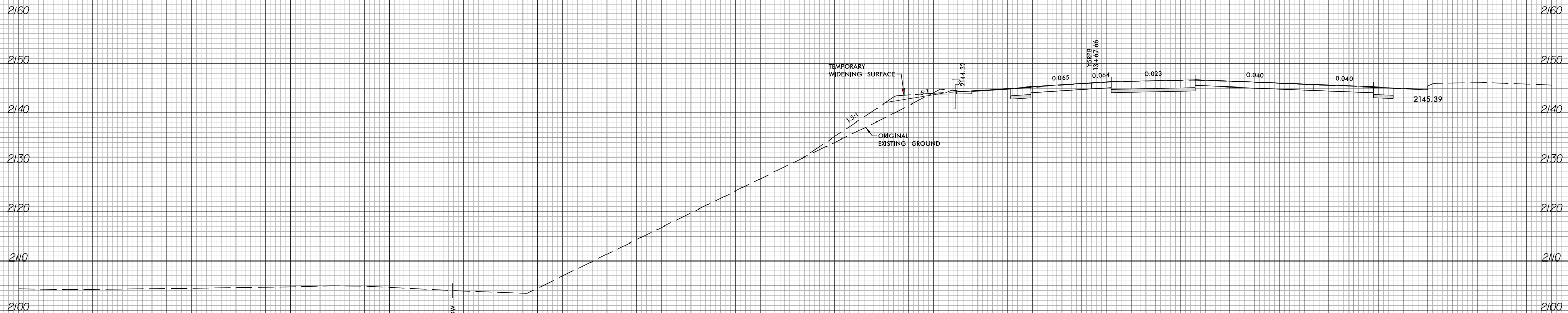
280 270 260 250 240 230 220 210 200 190 180 170 160 150 140 130 120 110 100 90 80 70 60 50 40 30 20 10 0 10 20



-Y L T-

280 270 260 250 240 230 220 210 200 190 180 170 160 150 140 130 120 110 100 90 80 70 60 50 40 30 20 10 0 10 20

280 270 260 250 240 230 220 210 200 190 180 170 160 150 140 130 120 110 100 90 80 70 60 50 40 30 20 10 0 10 20

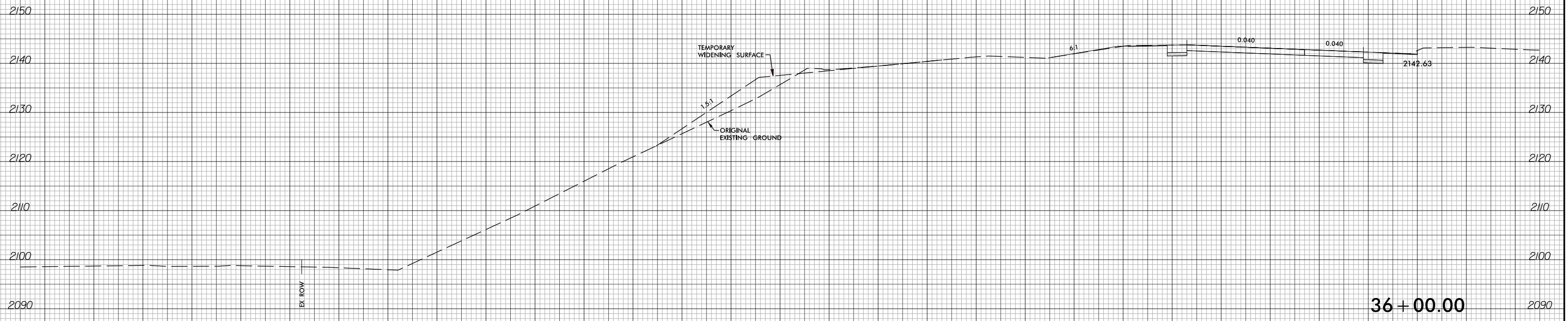


-Y L T-

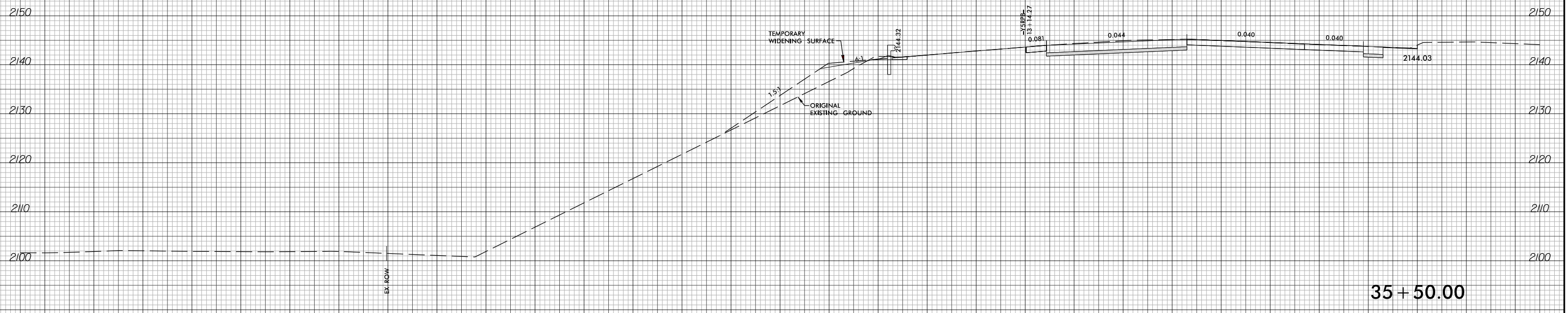
280 270 260 250 240 230 220 210 200 190 180 170 160 150 140 130 120 110 100 90 80 70 60 50 40 30 20 10 0 10 20



280 270 260 250 240 230 220 210 200 190 180 170 160 150 140 130 120 110 100 90 80 70 60 50 40 30 20 10 0 10 20



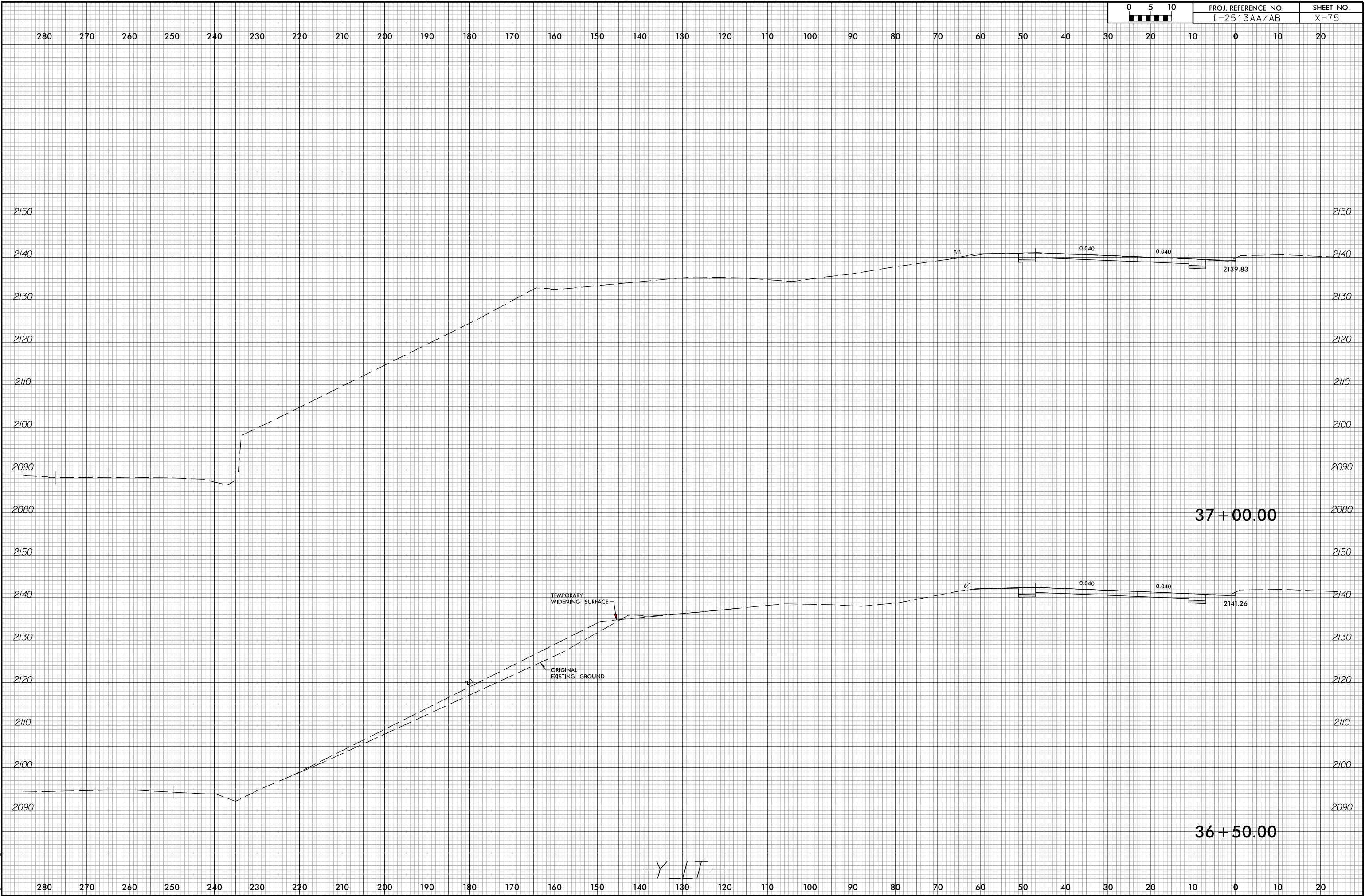
36 + 00.00



35 + 50.00

-Y L T-

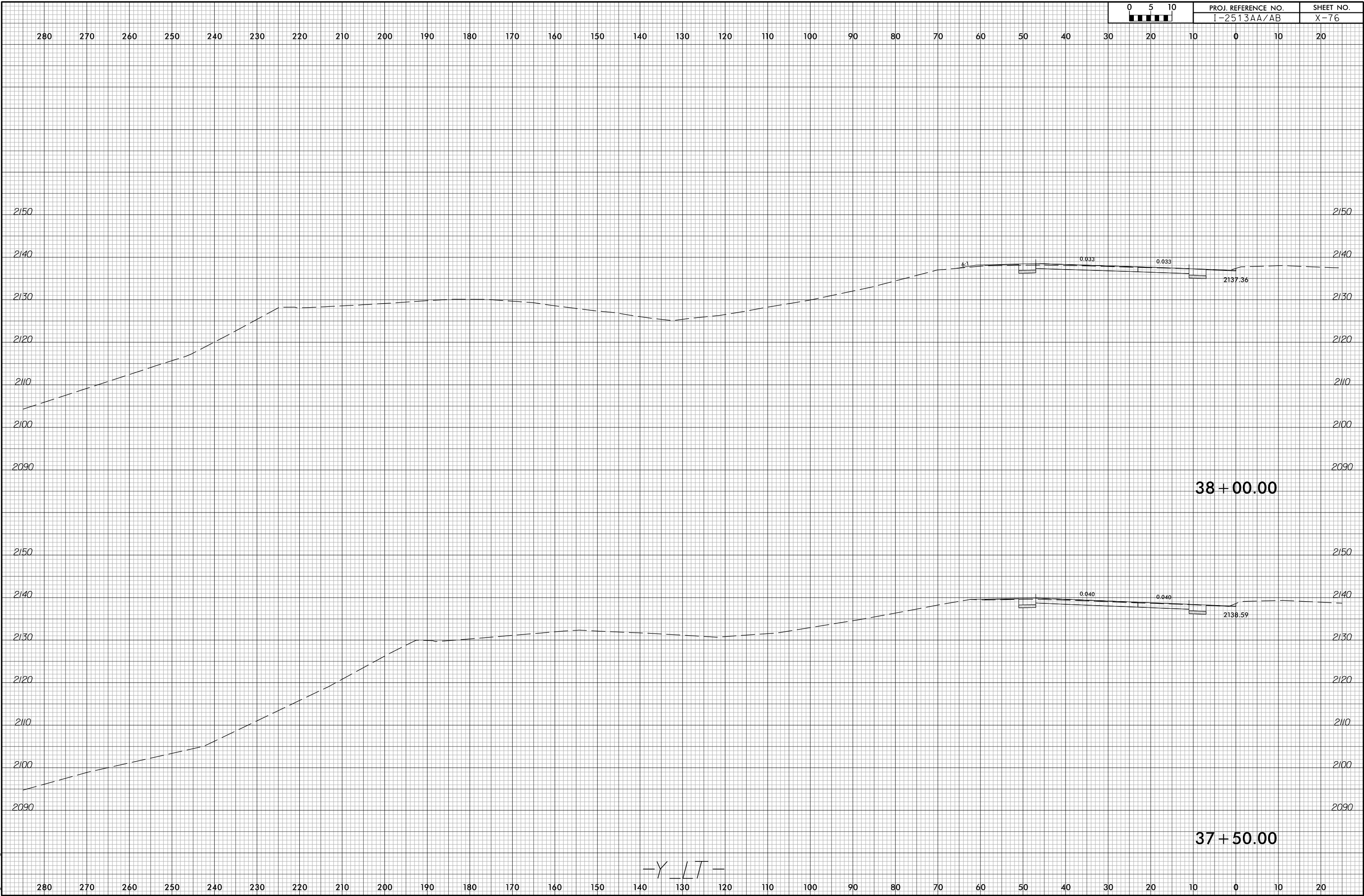
280 270 260 250 240 230 220 210 200 190 180 170 160 150 140 130 120 110 100 90 80 70 60 50 40 30 20 10 0 10 20



6/23/16



PROJ. REFERENCE NO.	SHEET NO.
I-2513AA/AB	X-76

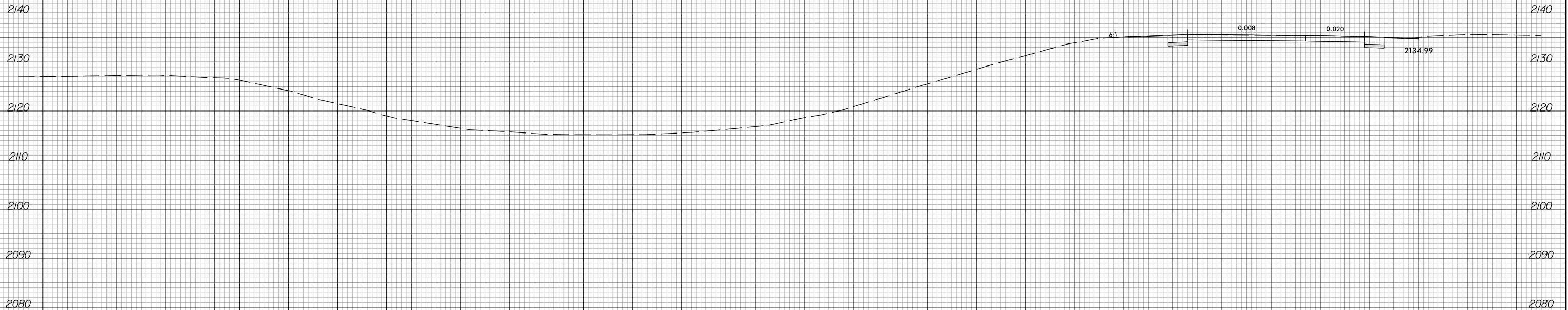


2/5/2024
I-2513AA_RDY_XPL_Y.LT.dgn
Tyler Corey

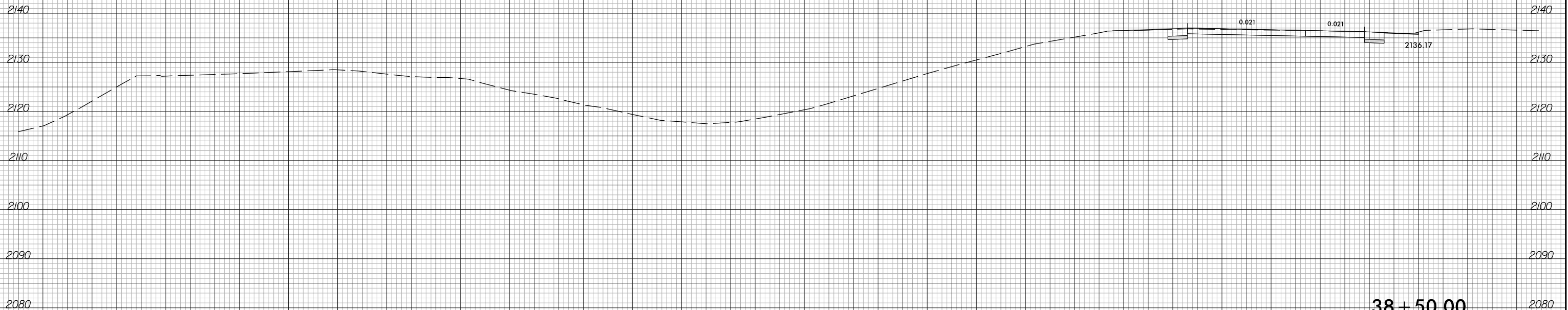
-Y L T-



280 270 260 250 240 230 220 210 200 190 180 170 160 150 140 130 120 110 100 90 80 70 60 50 40 30 20 10 0 10 20



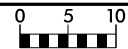
39 + 00.00



38 + 50.00

-Y L T-

280 270 260 250 240 230 220 210 200 190 180 170 160 150 140 130 120 110 100 90 80 70 60 50 40 30 20 10 0 10 20



280 270 260 250 240 230 220 210 200 190 180 170 160 150 140 130 120 110 100 90 80 70 60 50 40 30 20 10 0 10 20

2140 2140

2130 2130

2120 2120

2110 2110

2100 2100

2090 2090

40 + 00.00

2140 2140

2130 2130

2120 2120

2110 2110

2100 2100

2090 2090

39 + 50.00

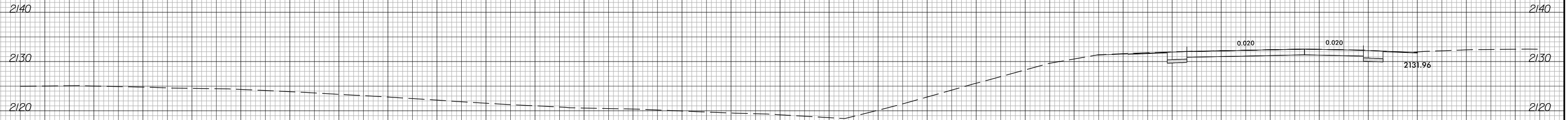
2080 2080

280 270 260 250 240 230 220 210 200 190 180 170 160 150 140 130 120 110 100 90 80 70 60 50 40 30 20 10 0 10 20


-Y L T-



280 270 260 250 240 230 220 210 200 190 180 170 160 150 140 130 120 110 100 90 80 70 60 50 40 30 20 10 0 10 20



41 + 00.00



40 + 50.00

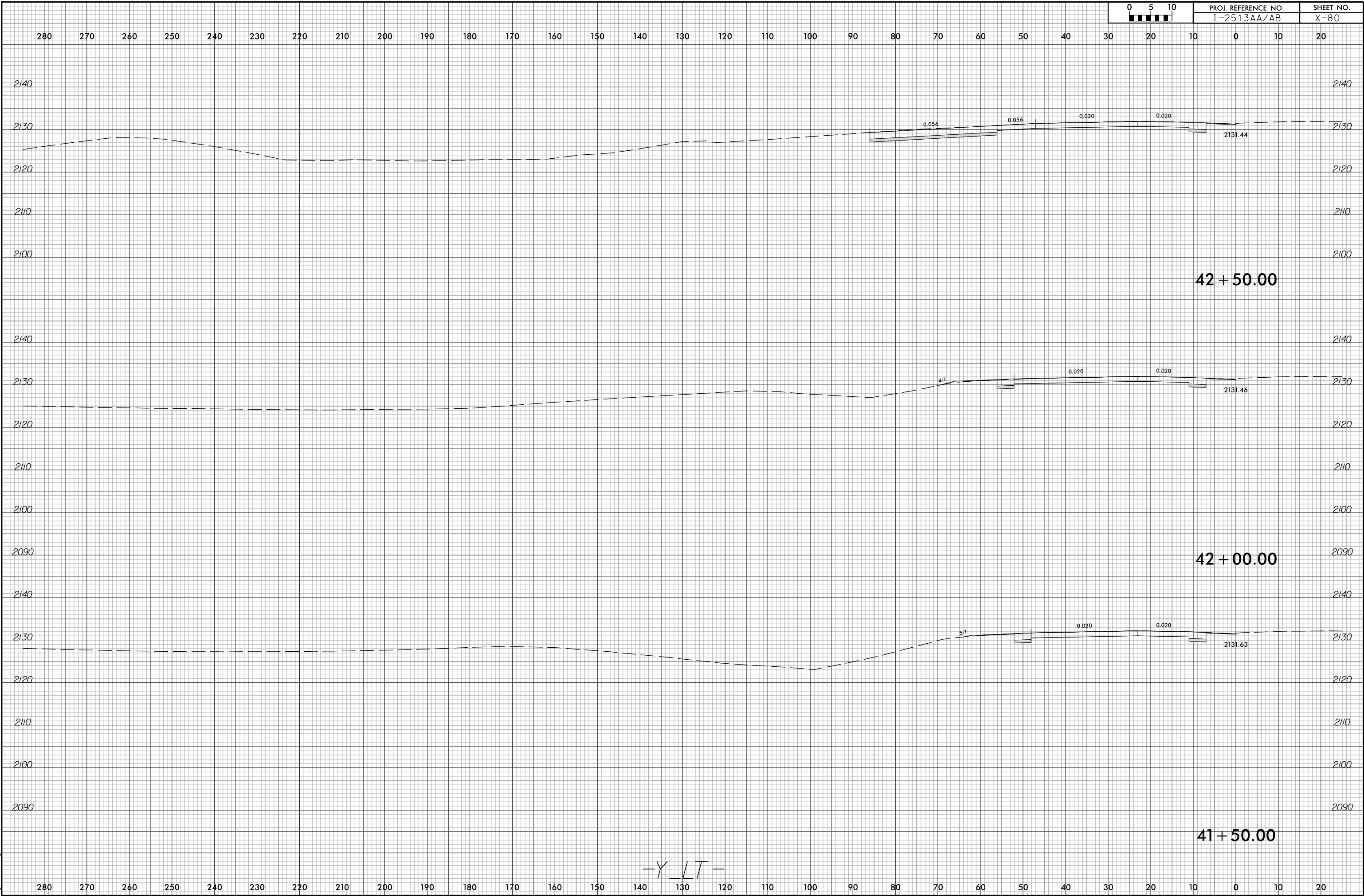
-Y L T-

280 270 260 250 240 230 220 210 200 190 180 170 160 150 140 130 120 110 100 90 80 70 60 50 40 30 20 10 0 10 20

6/23/16

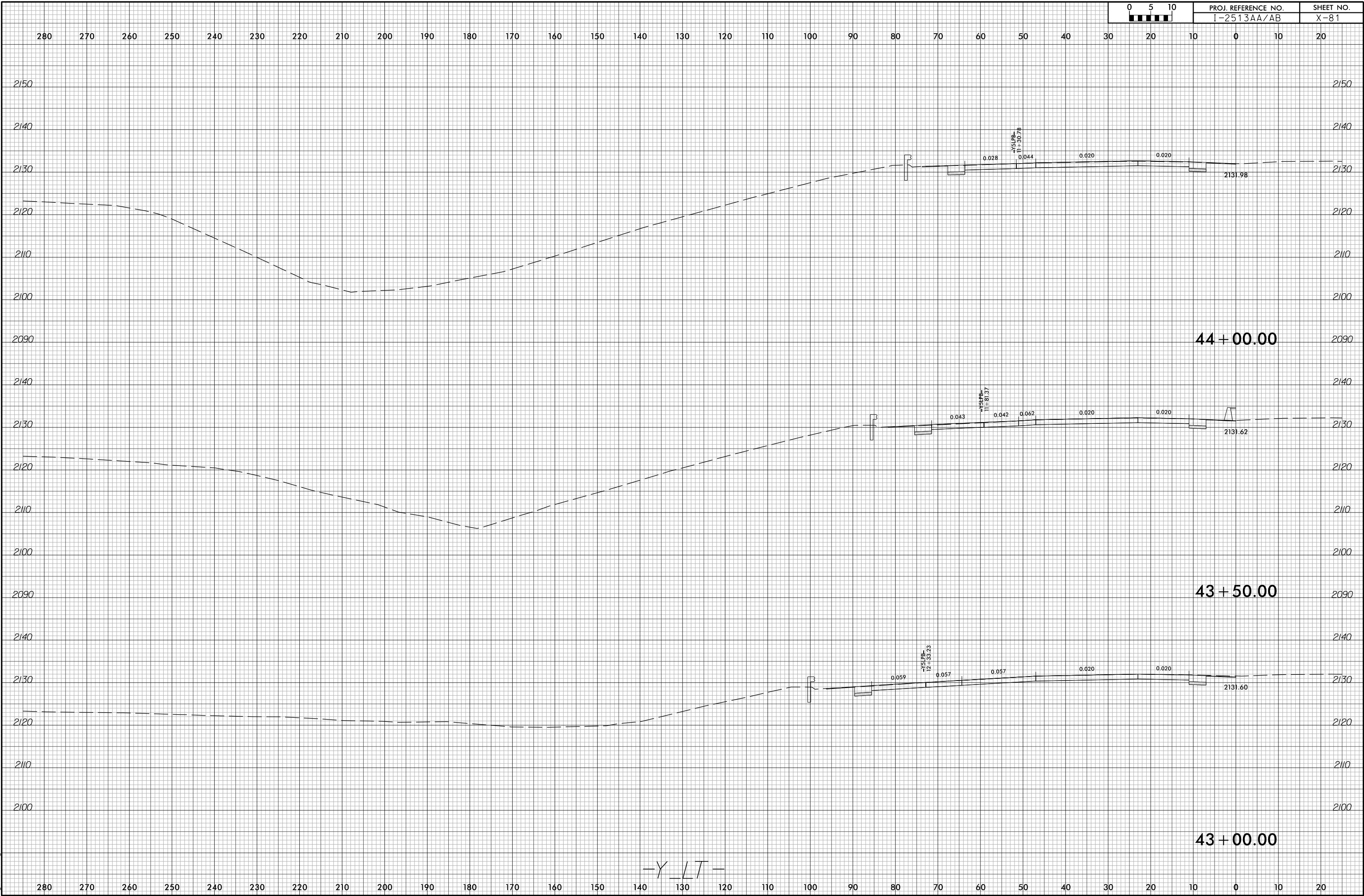


PROJ. REFERENCE NO.	SHEET NO.
I-2513AA/AB	X-80



-Y L T-

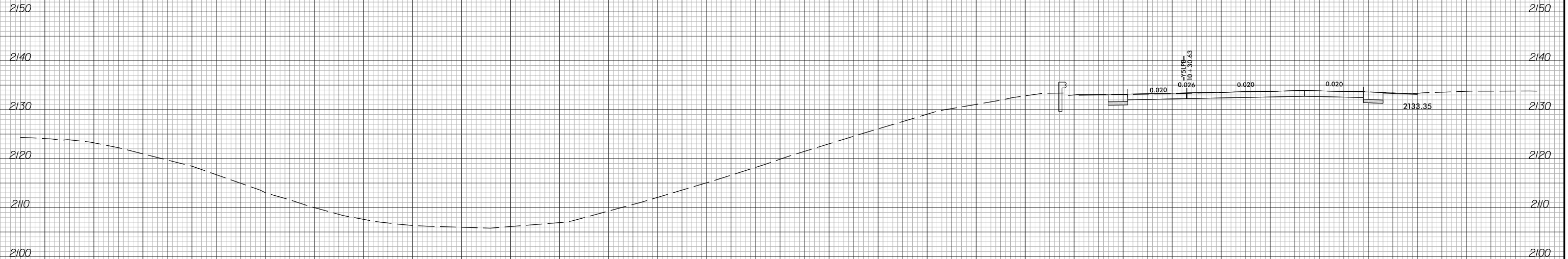
2/5/2024 I-2513AA_RDY_XPL_Y.L.T.dgn Tyler, Corey



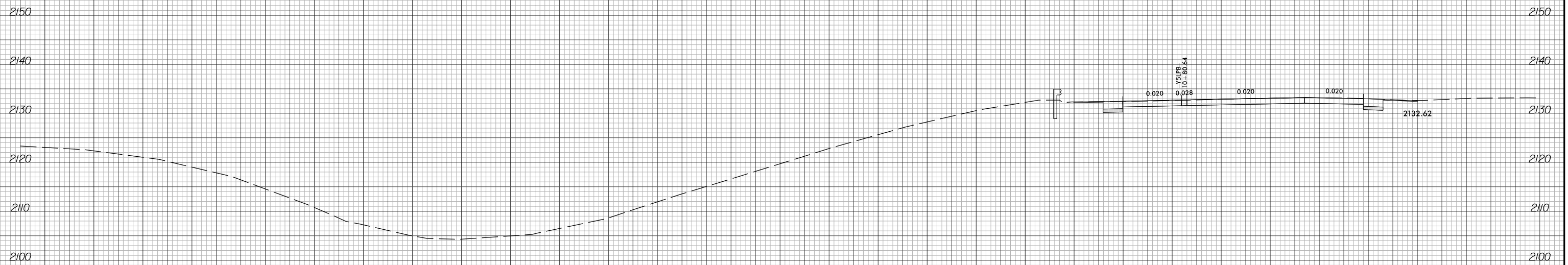
-Y L T-



280 270 260 250 240 230 220 210 200 190 180 170 160 150 140 130 120 110 100 90 80 70 60 50 40 30 20 10 0 10 20



45 + 00.00



44 + 50.00

-Y L T-

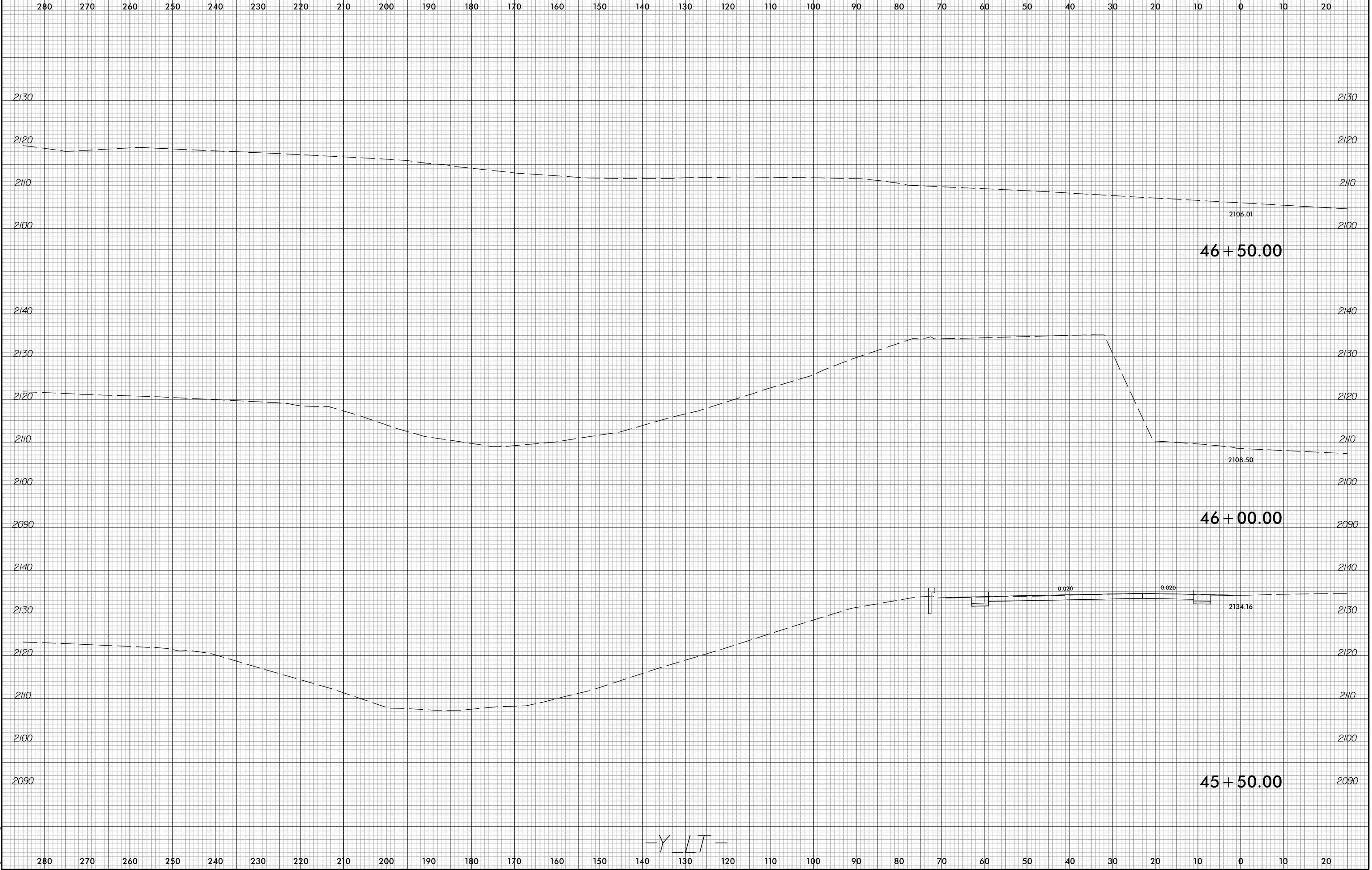
280 270 260 250 240 230 220 210 200 190 180 170 160 150 140 130 120 110 100 90 80 70 60 50 40 30 20 10 0 10 20

6/23/16



PROJ. REFERENCE NO.
I-2513AA/AB

SHEET NO.
X-83



2/5/2024
I-2513AA.RDY_XPL_Y.LT.dgn
Tyler, Corey

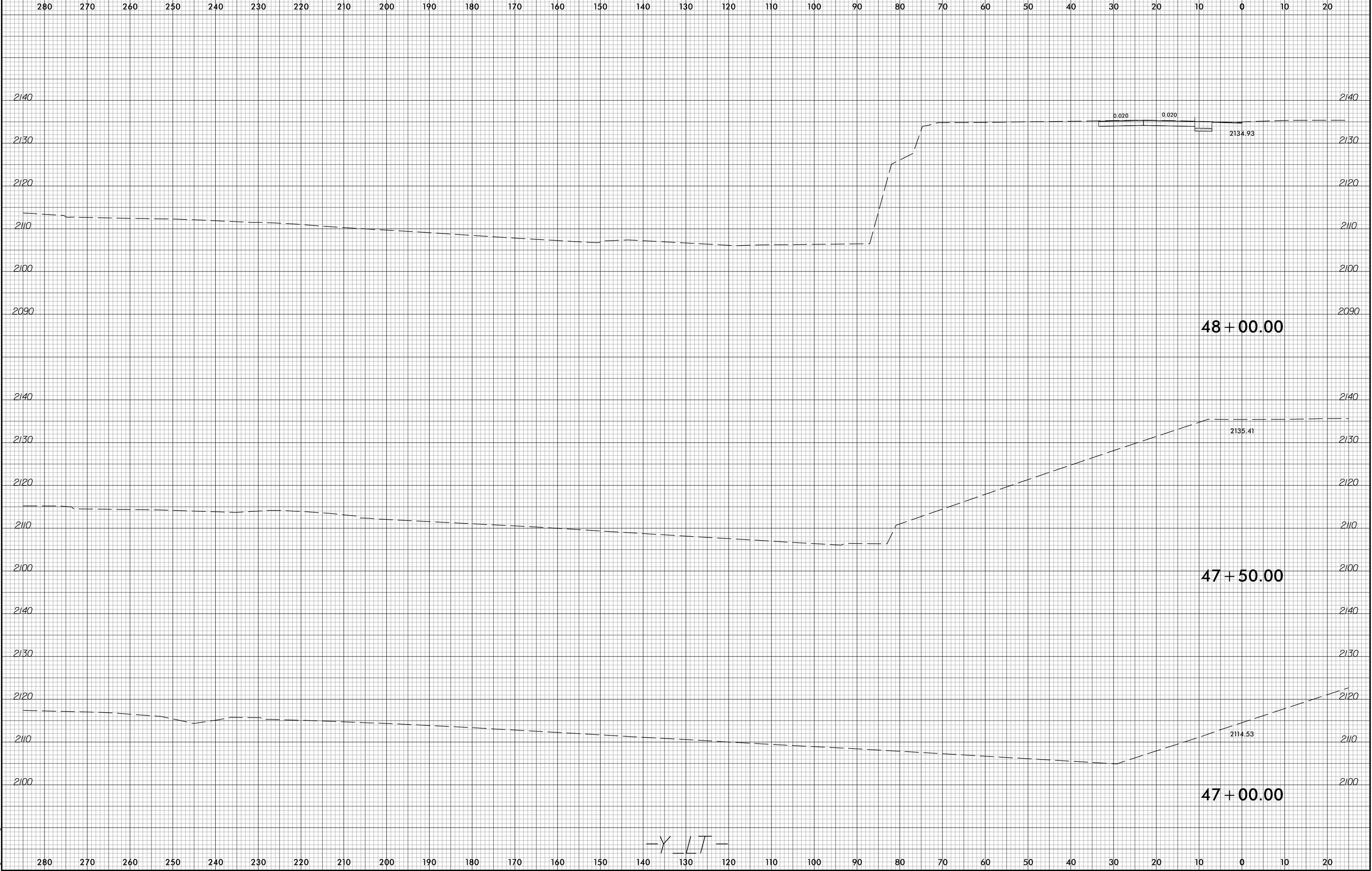
-Y L T-

6/23/16



PROJ. REFERENCE NO.
I-2513AA/AB

SHEET NO.
X-84



2/5/2024
I-2513AA.RDY.XPL.Y.L1.dgn
Tyler, Corey

-Y L T-



280 270 260 250 240 230 220 210 200 190 180 170 160 150 140 130 120 110 100 90 80 70 60 50 40 30 20 10 0 10 20

2140 2140

2130 2130

2120 2120

2110 2110

2100 2100

2090 2090

49 + 00.00

2140 2140

2130 2130

2120 2120

2110 2110

2100 2100

2090 2090

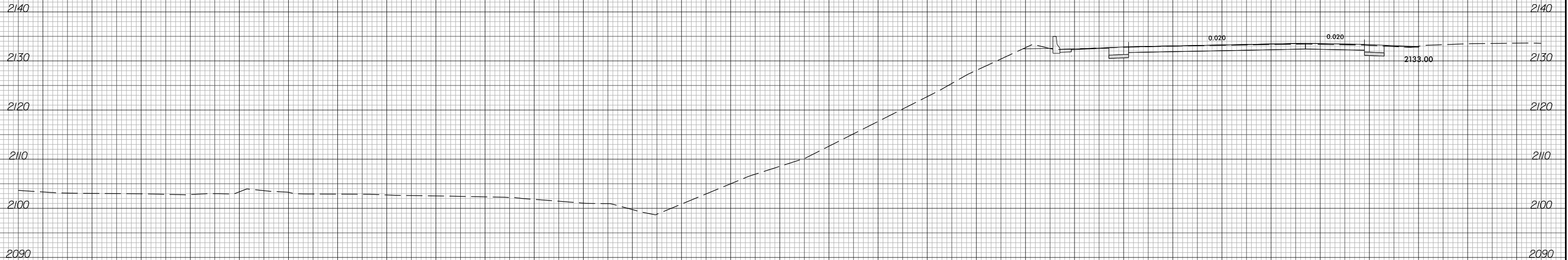
48 + 50.00

-Y L T-

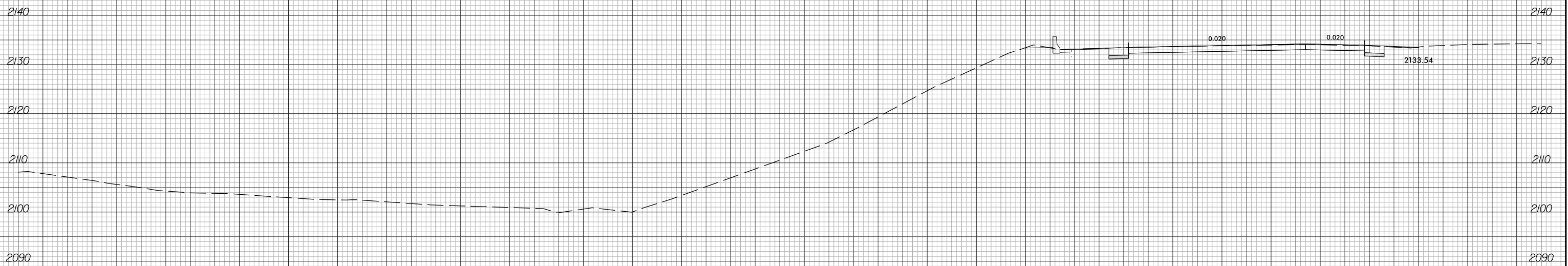
280 270 260 250 240 230 220 210 200 190 180 170 160 150 140 130 120 110 100 90 80 70 60 50 40 30 20 10 0 10 20



280 270 260 250 240 230 220 210 200 190 180 170 160 150 140 130 120 110 100 90 80 70 60 50 40 30 20 10 0 10 20



50 + 00.00




49 + 50.00

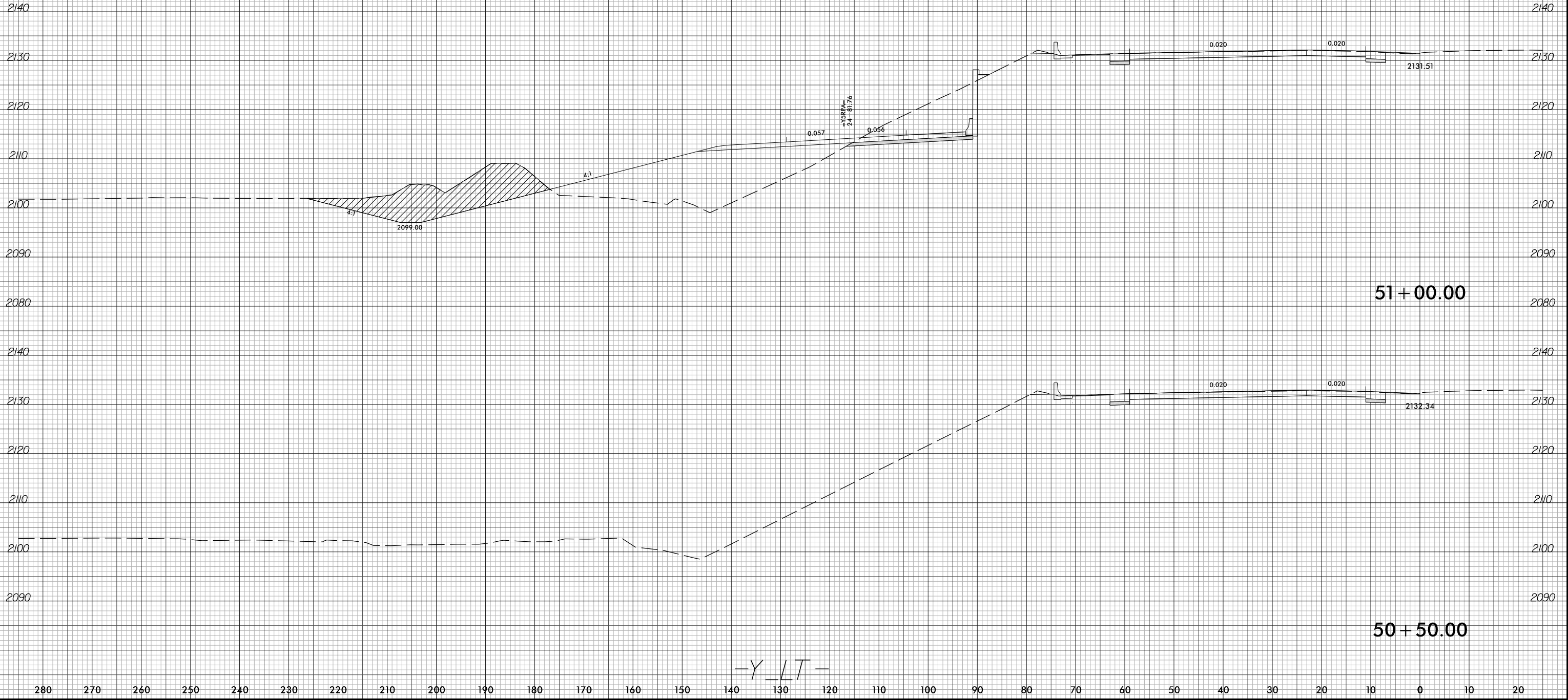
-Y L T-

280 270 260 250 240 230 220 210 200 190 180 170 160 150 140 130 120 110 100 90 80 70 60 50 40 30 20 10 0 10 20




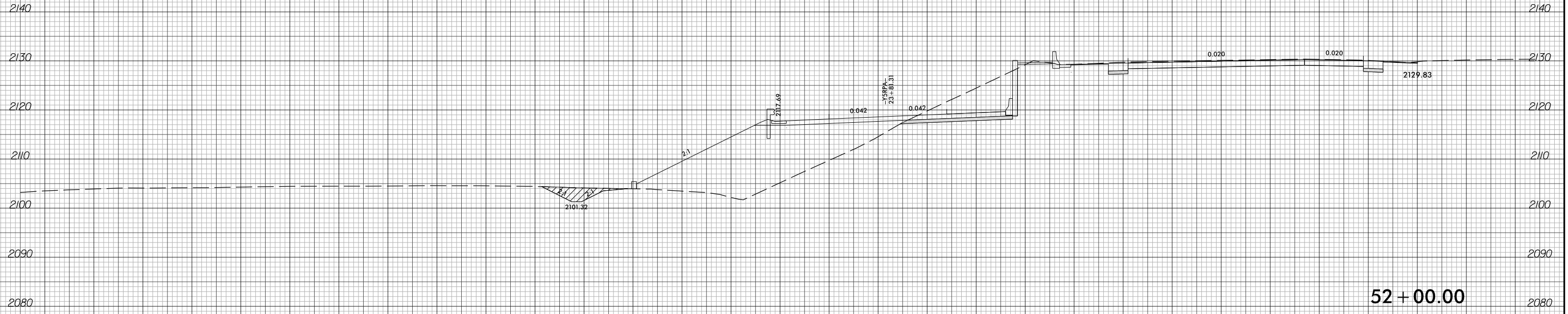
280 270 260 250 240 230 220 210 200 190 180 170 160 150 140 130 120 110 100 90 80 70 60 50 40 30 20 10 0 10 20

 = UNCLASSIFIED EXCAVATION - ACCEPTABLE BUT NOT IN THE TOP THREE FEET

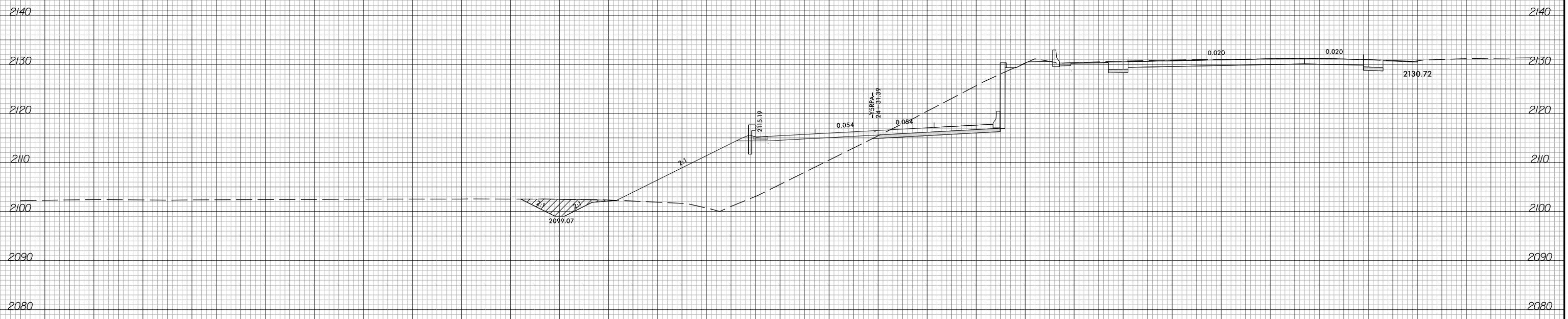


280 270 260 250 240 230 220 210 200 190 180 170 160 150 140 130 120 110 100 90 80 70 60 50 40 30 20 10 0 10 20

 = UNCLASSIFIED EXCAVATION - ACCEPTABLE BUT NOT IN THE TOP THREE FEET



52 + 00.00



51 + 50.00

-Y L T-

280 270 260 250 240 230 220 210 200 190 180 170 160 150 140 130 120 110 100 90 80 70 60 50 40 30 20 10 0 10 20

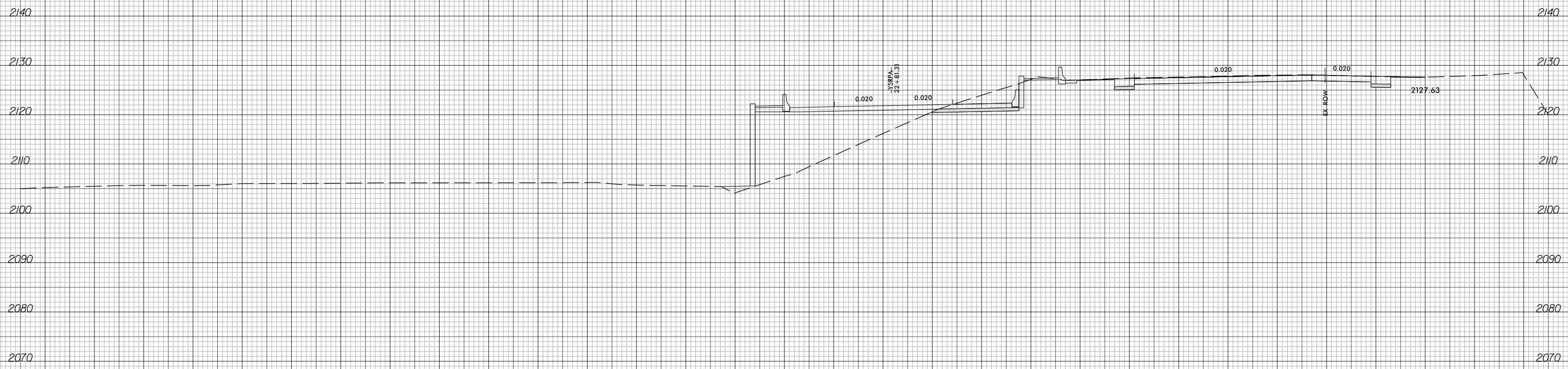
6/23/16



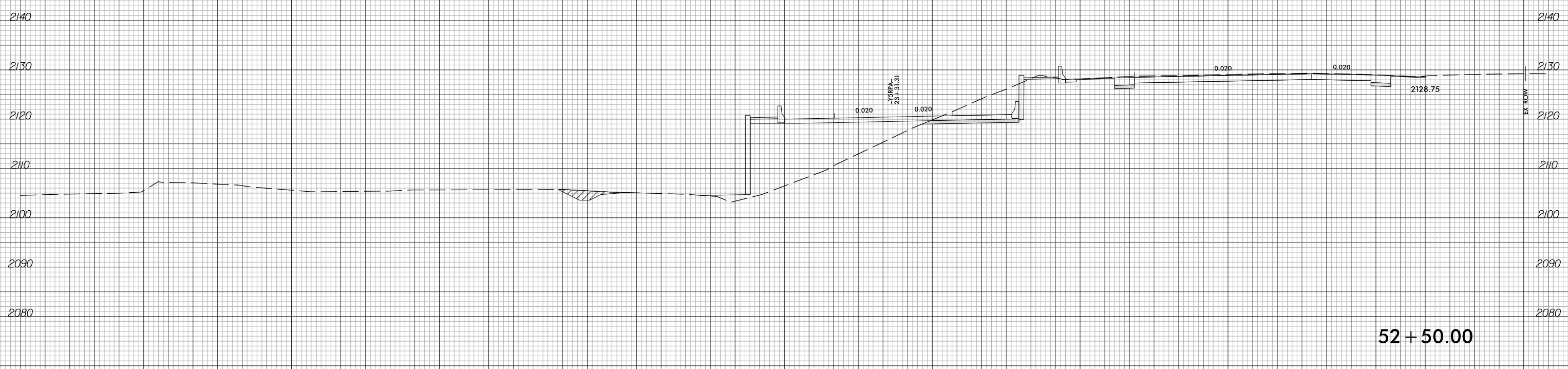
PROJ. REFERENCE NO. I-2513AA/AB SHEET NO. X-89

280 270 260 250 240 230 220 210 200 190 180 170 160 150 140 130 120 110 100 90 80 70 60 50 40 30 20 10 0 10 20

= UNCLASSIFIED EXCAVATION - ACCEPTABLE BUT NOT IN THE TOP THREE FEET



53+00.00

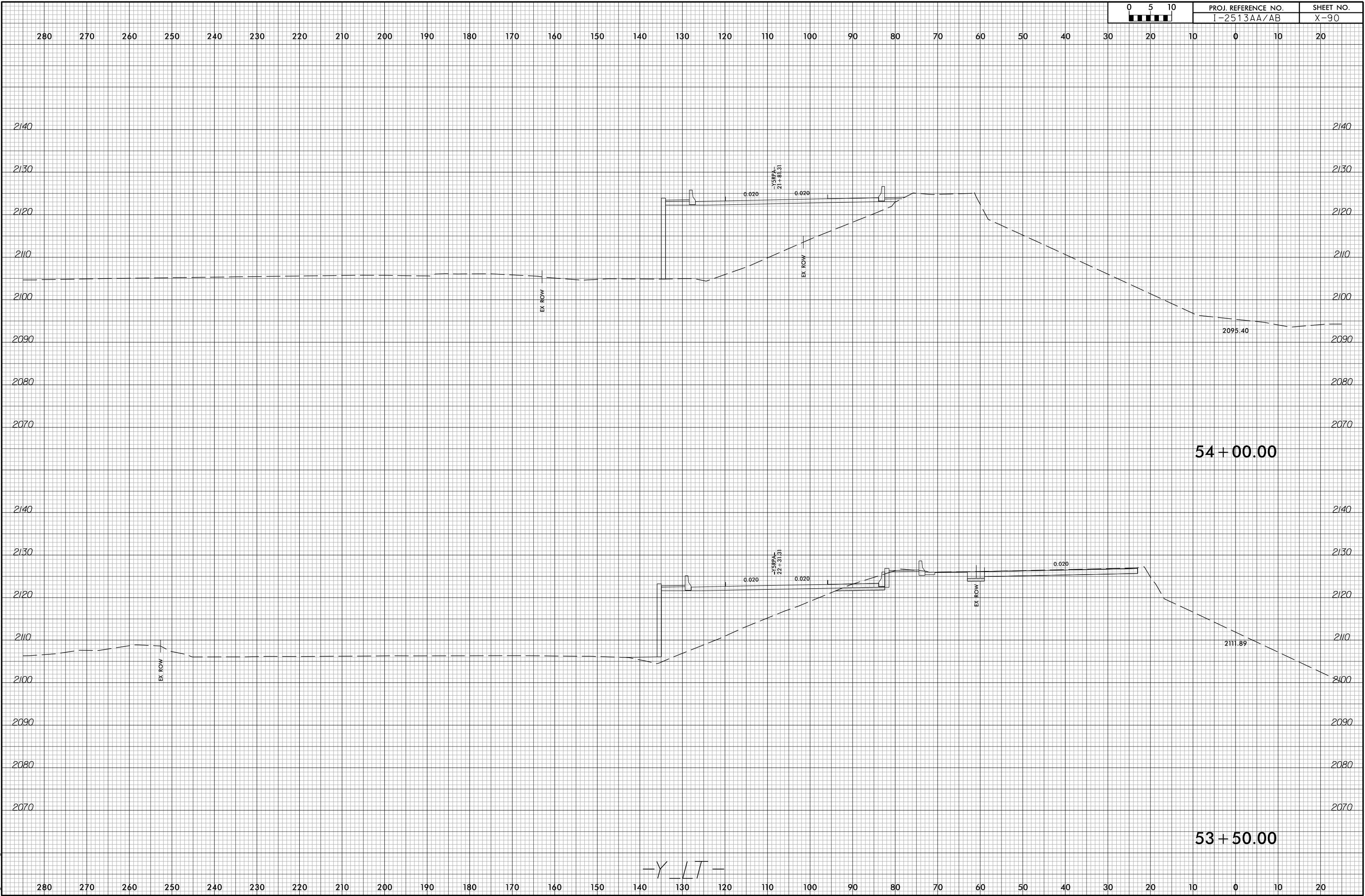


52+50.00

-Y L T-

2/5/2024 I-2513AA_RDY_XPL_Y.L.T.dgn Tyler, Corey

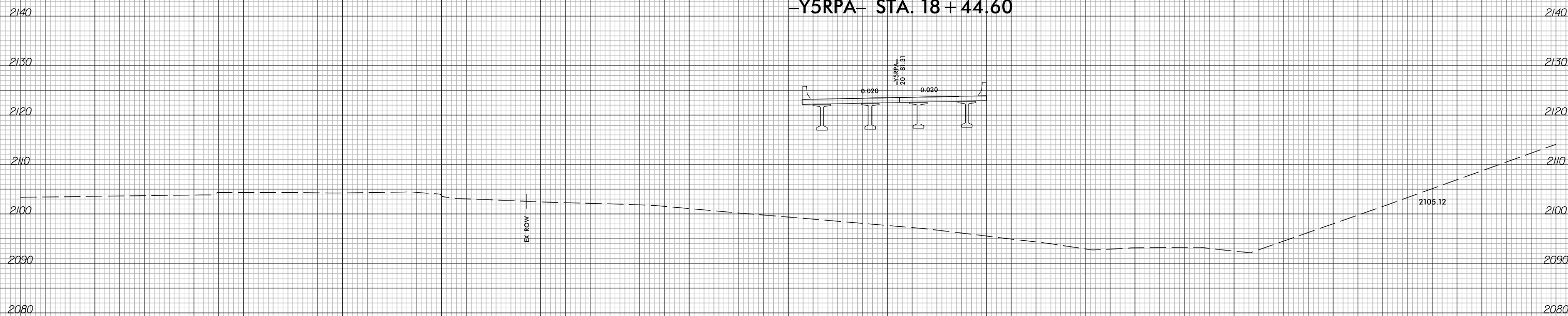
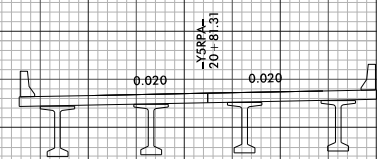
280 270 260 250 240 230 220 210 200 190 180 170 160 150 140 130 120 110 100 90 80 70 60 50 40 30 20 10 0 10 20



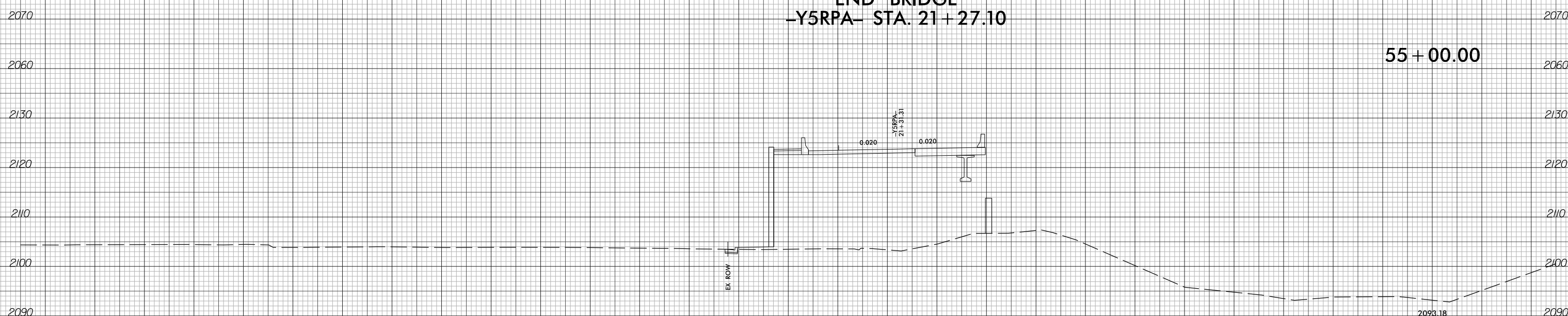
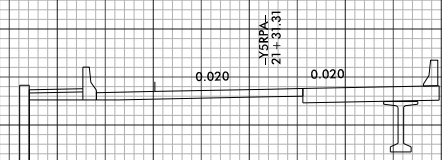
-Y L T-

280 270 260 250 240 230 220 210 200 190 180 170 160 150 140 130 120 110 100 90 80 70 60 50 40 30 20 10 0 10 20

BEGIN BRIDGE
-Y5RPA- STA. 18 + 44.60



END BRIDGE
-Y5RPA- STA. 21 + 27.10

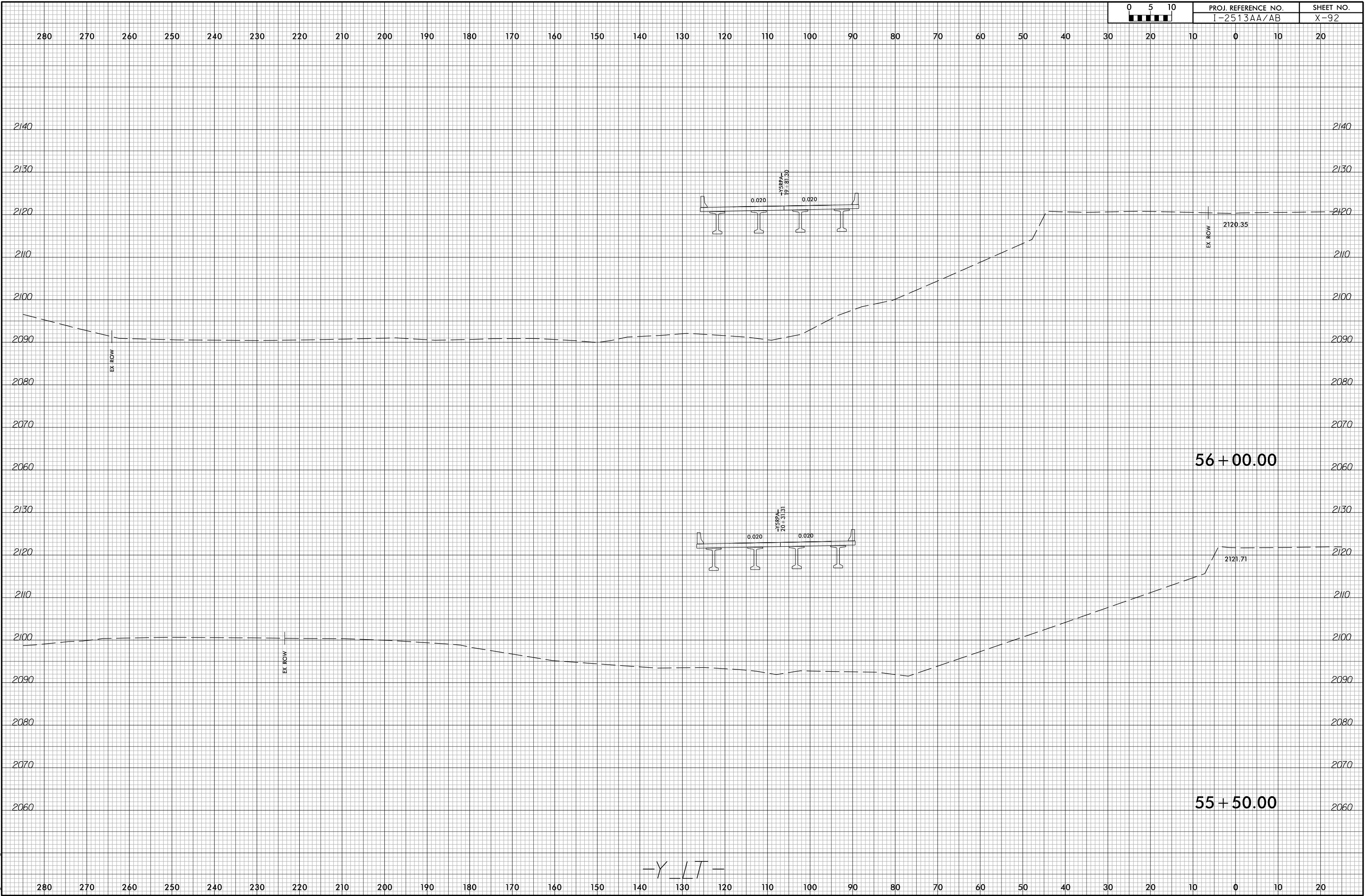


55 + 00.00

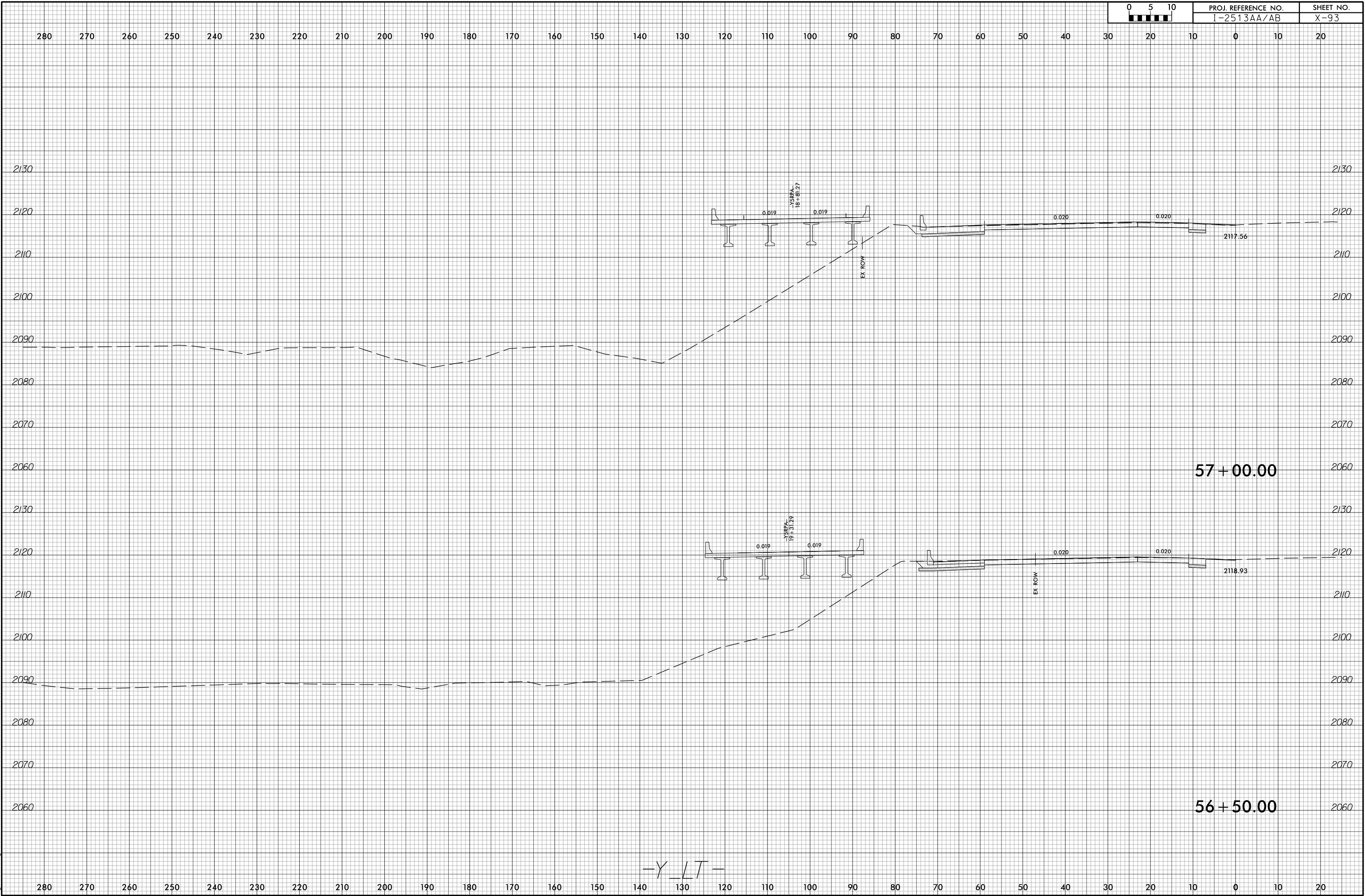
54 + 50.00

-Y L T-

280 270 260 250 240 230 220 210 200 190 180 170 160 150 140 130 120 110 100 90 80 70 60 50 40 30 20 10 0 10 20

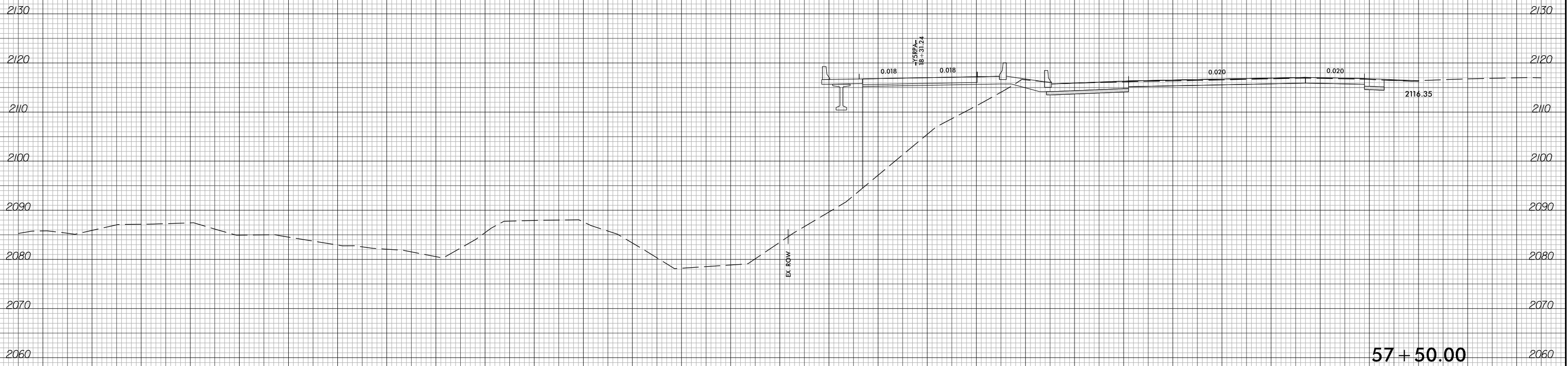
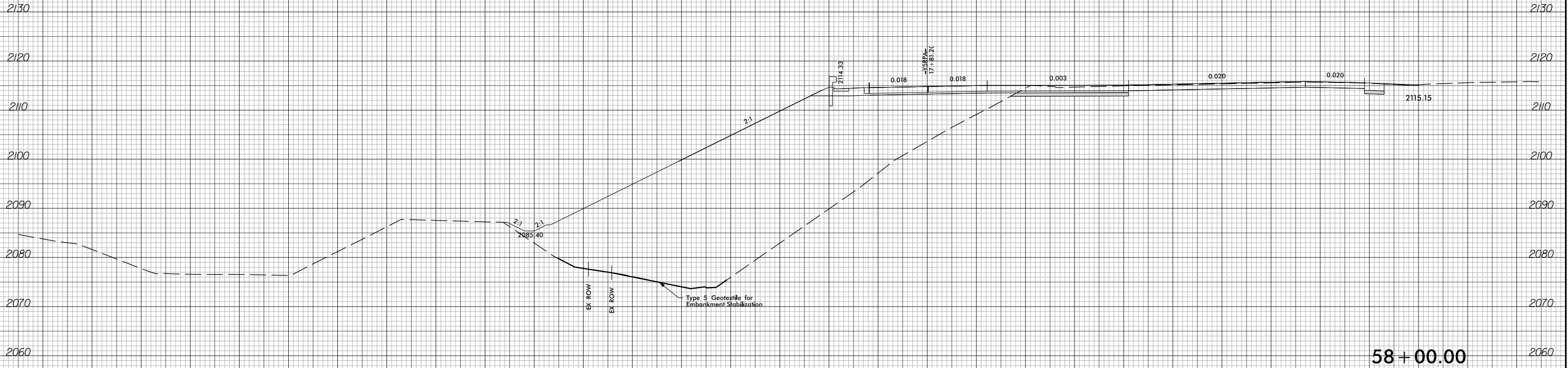


-Y LT-





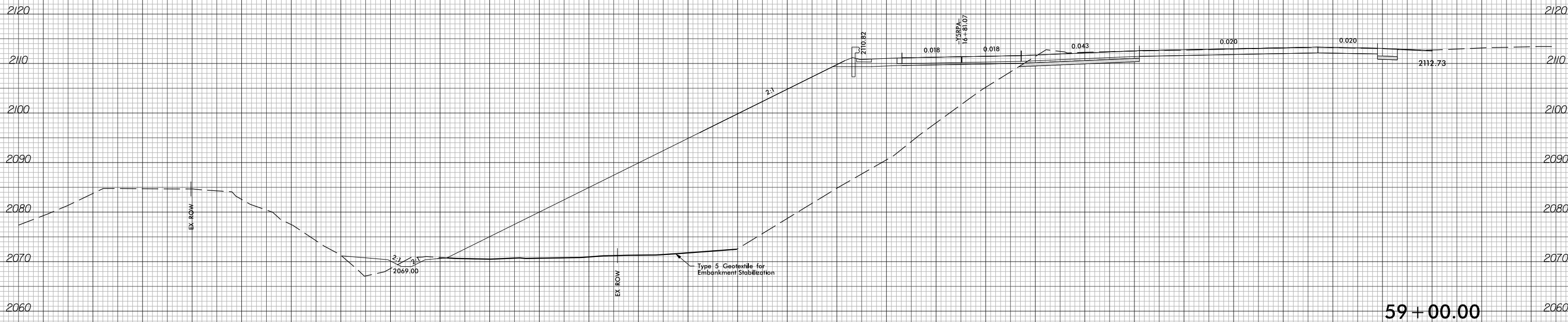
280 270 260 250 240 230 220 210 200 190 180 170 160 150 140 130 120 110 100 90 80 70 60 50 40 30 20 10 0 10 20



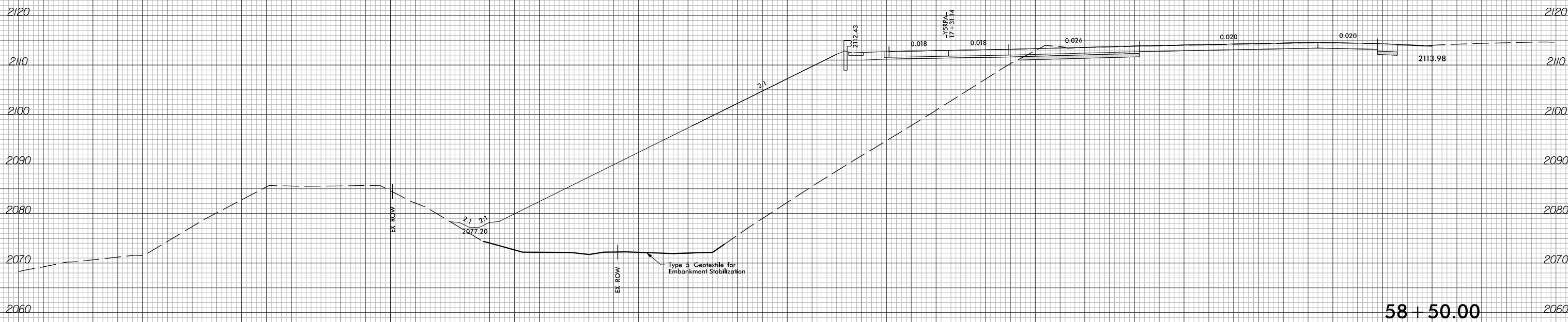
-Y L T-

280 270 260 250 240 230 220 210 200 190 180 170 160 150 140 130 120 110 100 90 80 70 60 50 40 30 20 10 0 10 20

280 270 260 250 240 230 220 210 200 190 180 170 160 150 140 130 120 110 100 90 80 70 60 50 40 30 20 10 0 10 20



59+00.00



58+50.00

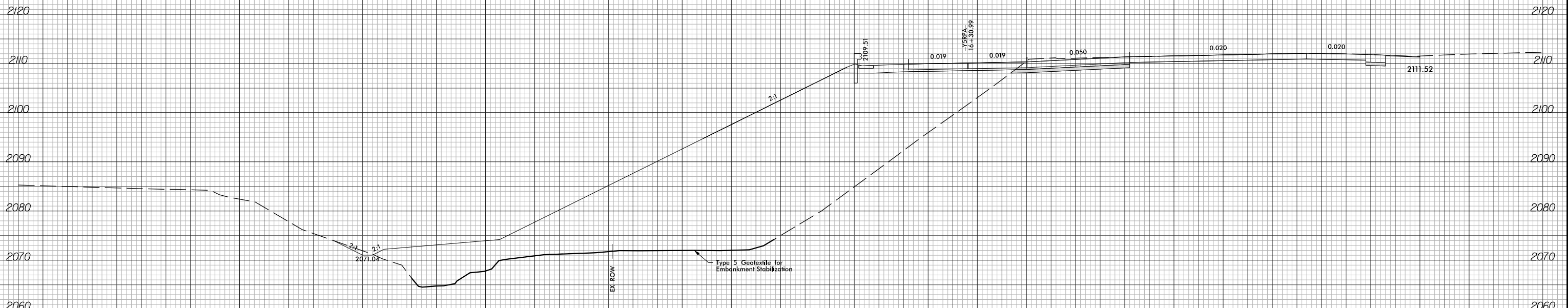
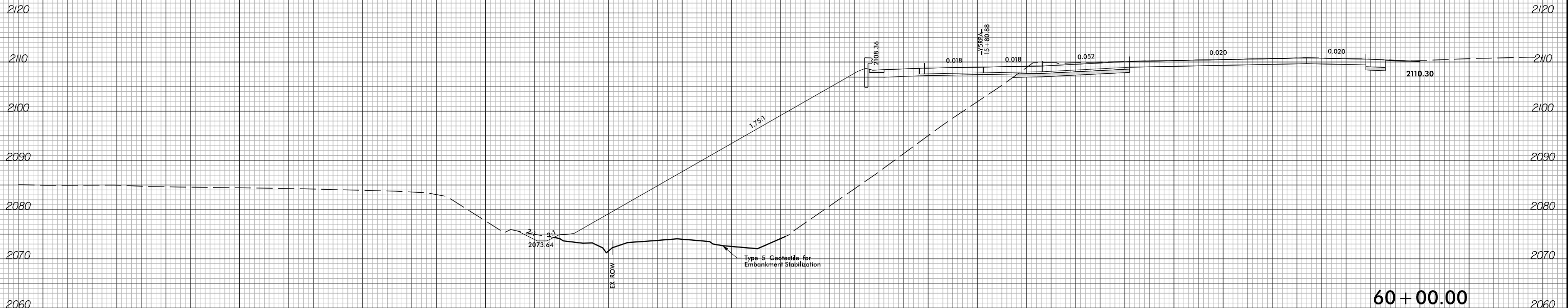
-Y L T-

6/23/16



PROJ. REFERENCE NO. I-2513AA/AB SHEET NO. X-96

280 270 260 250 240 230 220 210 200 190 180 170 160 150 140 130 120 110 100 90 80 70 60 50 40 30 20 10 0 10 20



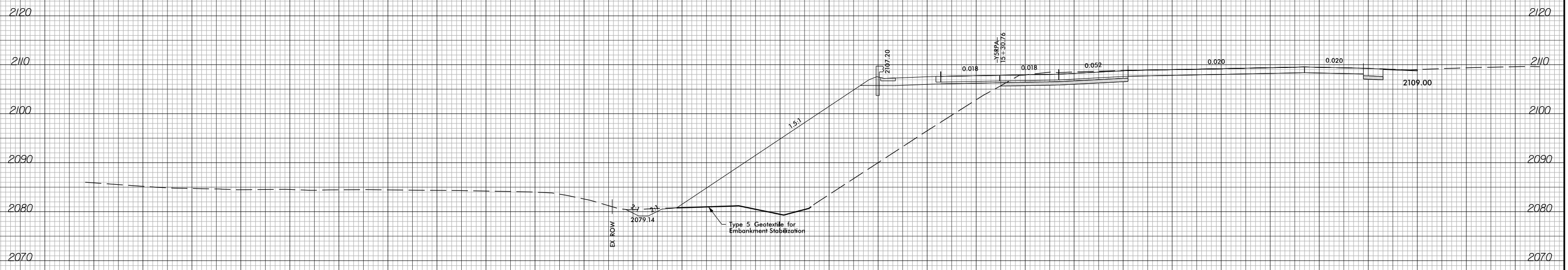
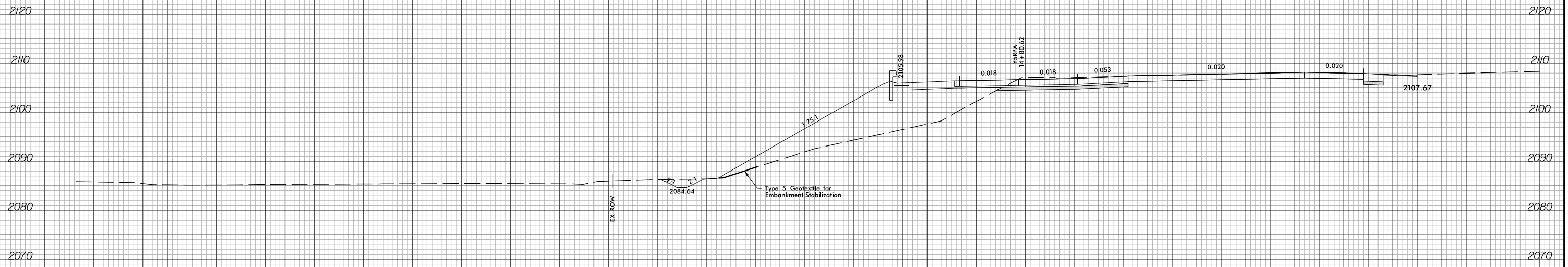
-Y L T-

2/5/2024 I-2513AA_RDY_XPL_Y.L.T.dgn Tyler, Corey

280 270 260 250 240 230 220 210 200 190 180 170 160 150 140 130 120 110 100 90 80 70 60 50 40 30 20 10 0 10 20



280 270 260 250 240 230 220 210 200 190 180 170 160 150 140 130 120 110 100 90 80 70 60 50 40 30 20 10 0 10 20

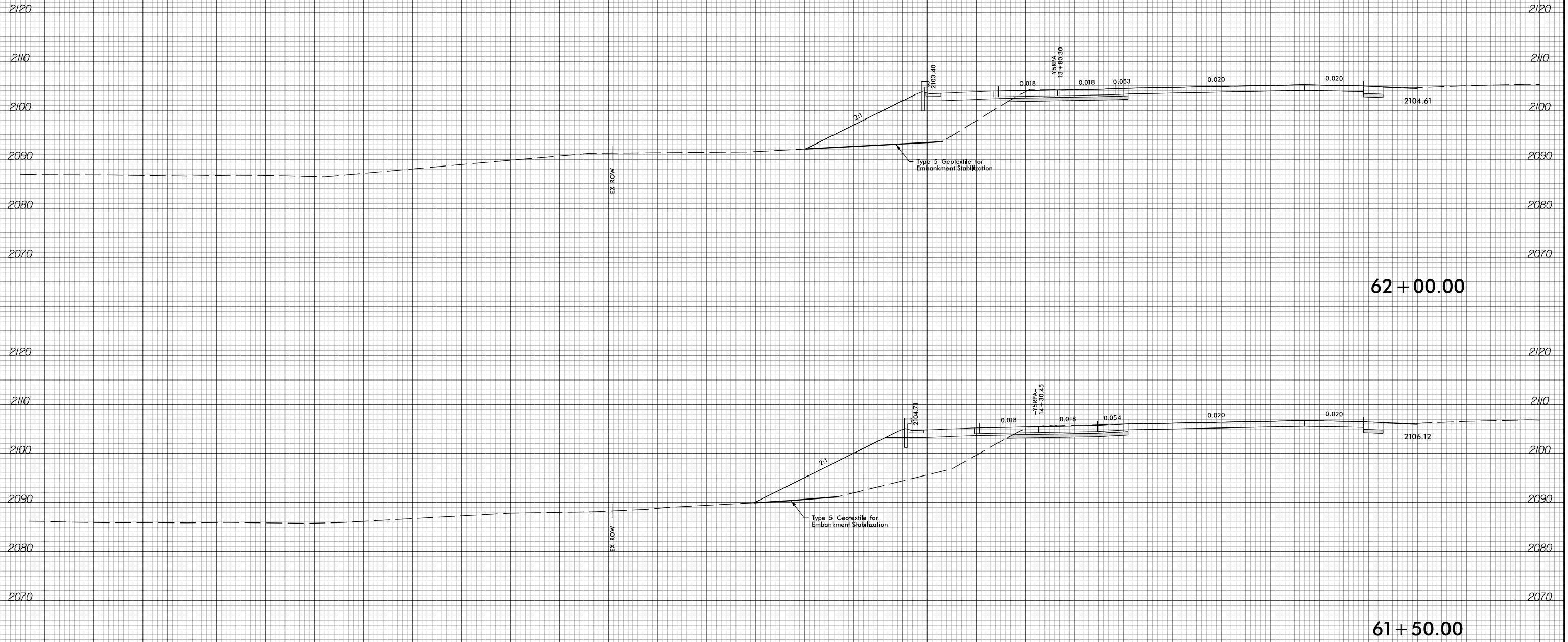


-Y L T-

280 270 260 250 240 230 220 210 200 190 180 170 160 150 140 130 120 110 100 90 80 70 60 50 40 30 20 10 0 10 20



280 270 260 250 240 230 220 210 200 190 180 170 160 150 140 130 120 110 100 90 80 70 60 50 40 30 20 10 0 10 20



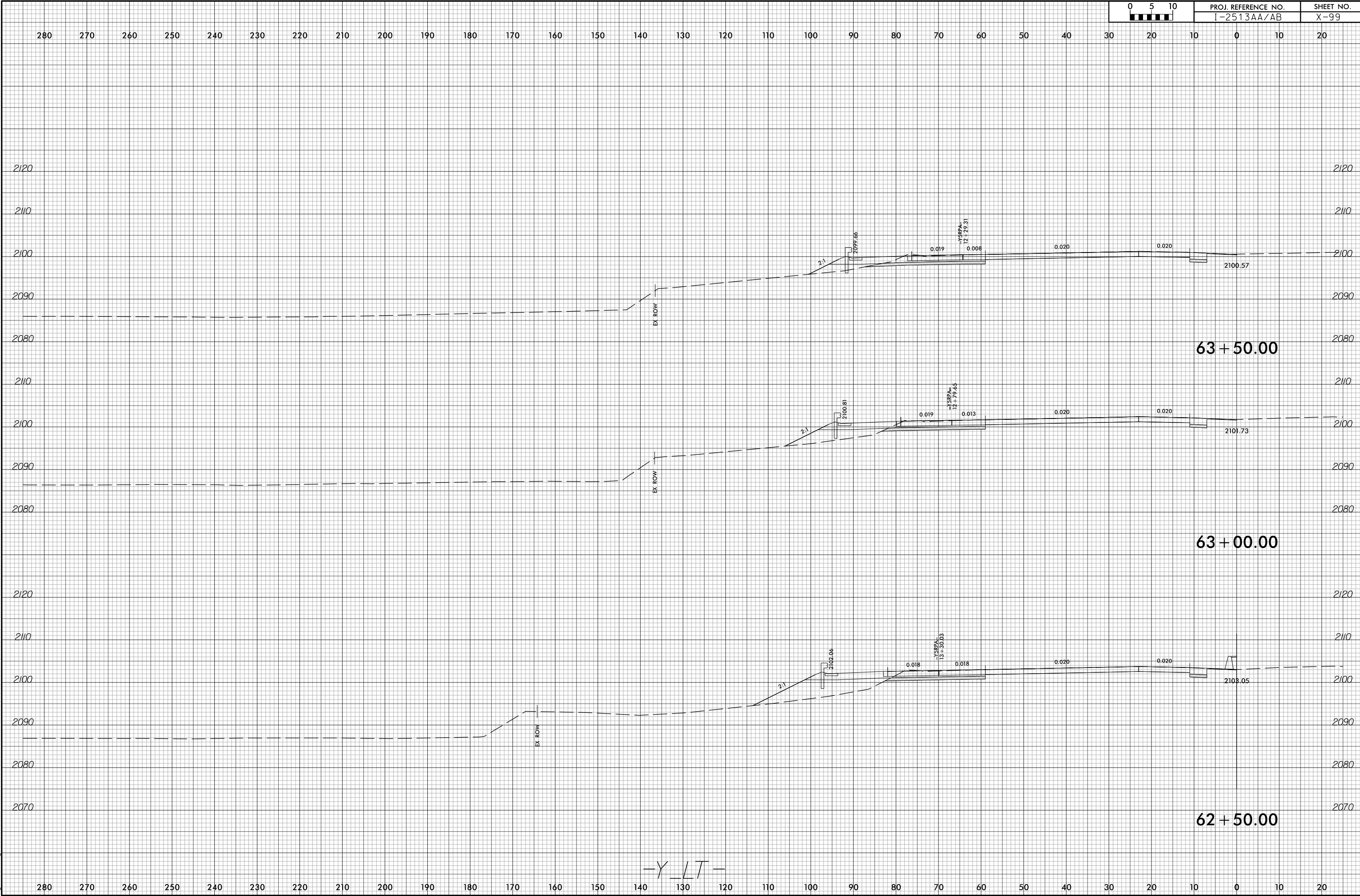
-Y L T-

280 270 260 250 240 230 220 210 200 190 180 170 160 150 140 130 120 110 100 90 80 70 60 50 40 30 20 10 0 10 20

6/23/16

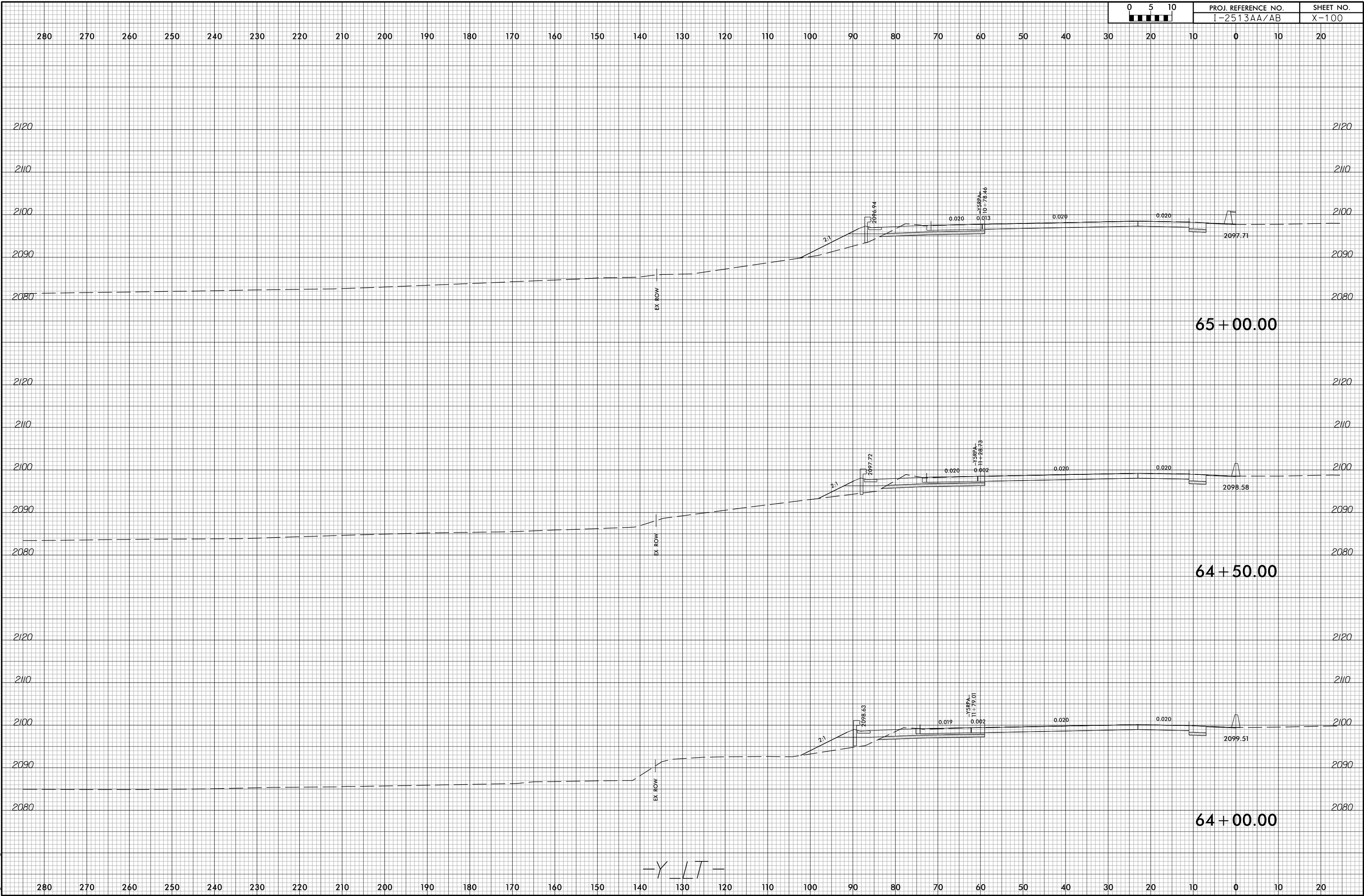
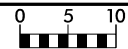


PROJ. REFERENCE NO. I-2513AA/AB SHEET NO. X-99



2/5/2024 I-2513AA.RDY.XPL.Y.LT.dgn Tyler, Corey

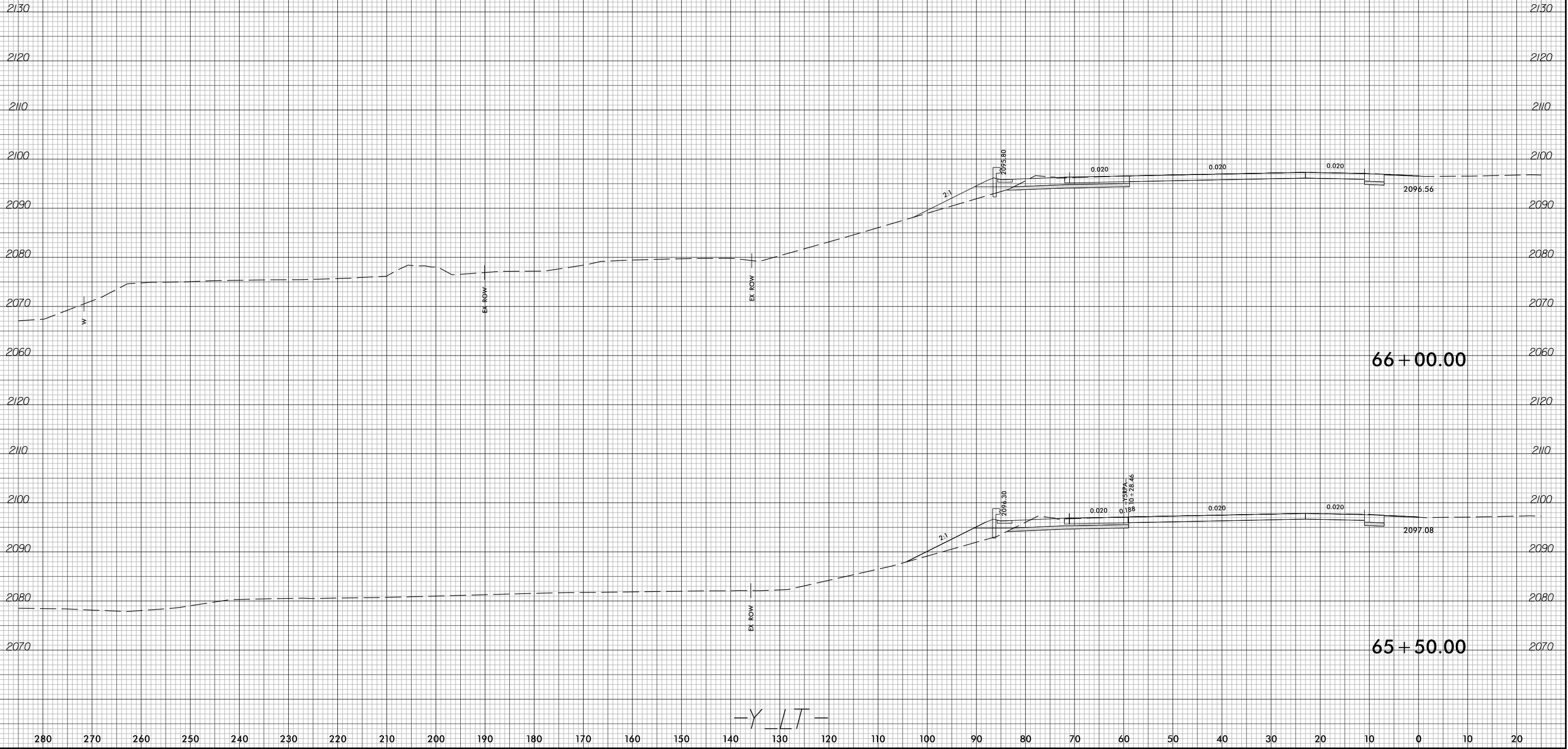
-Y LT-



-Y LT-



280 270 260 250 240 230 220 210 200 190 180 170 160 150 140 130 120 110 100 90 80 70 60 50 40 30 20 10 0 10 20

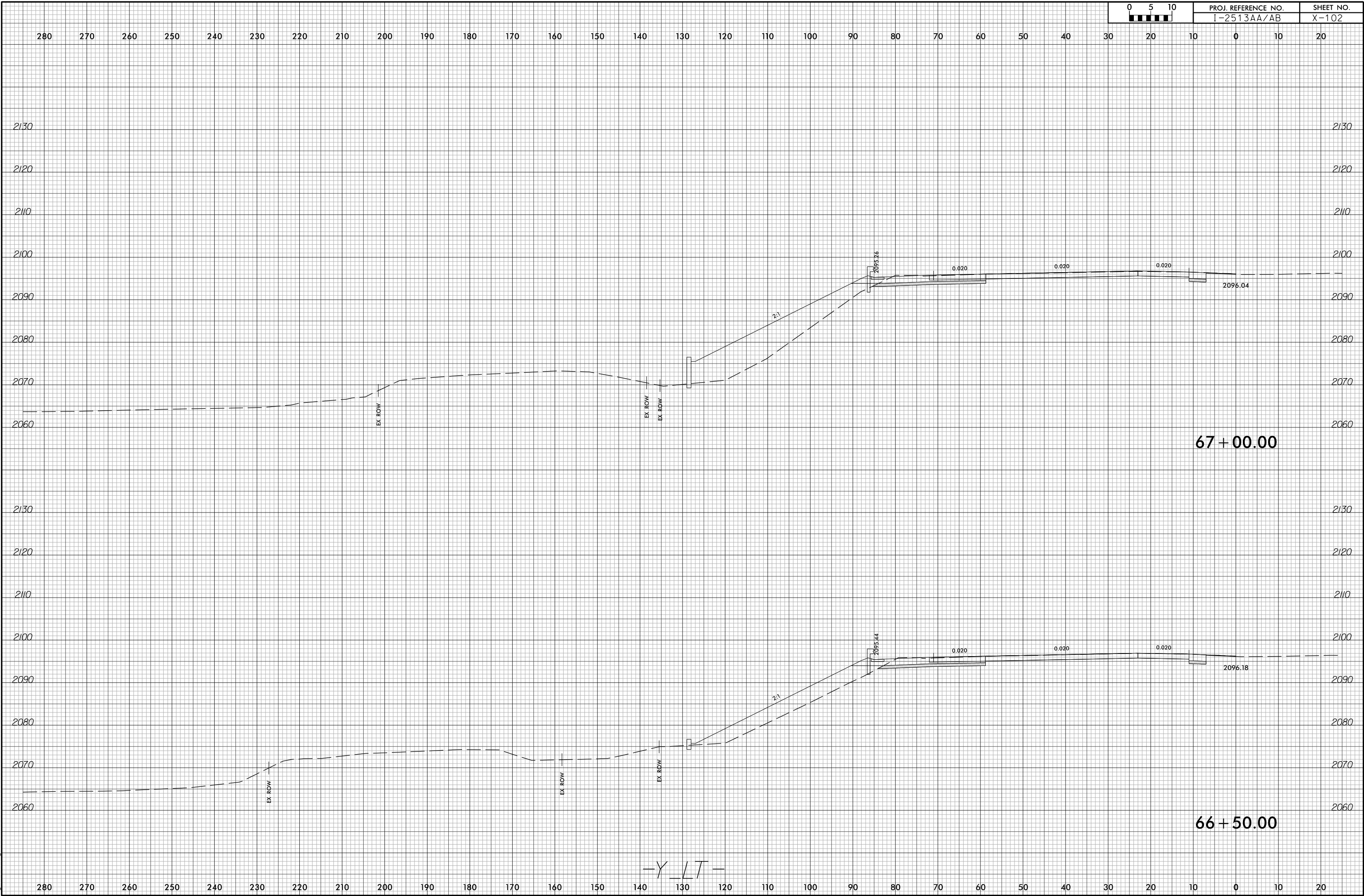


66 + 00.00

65 + 50.00

-Y L T-

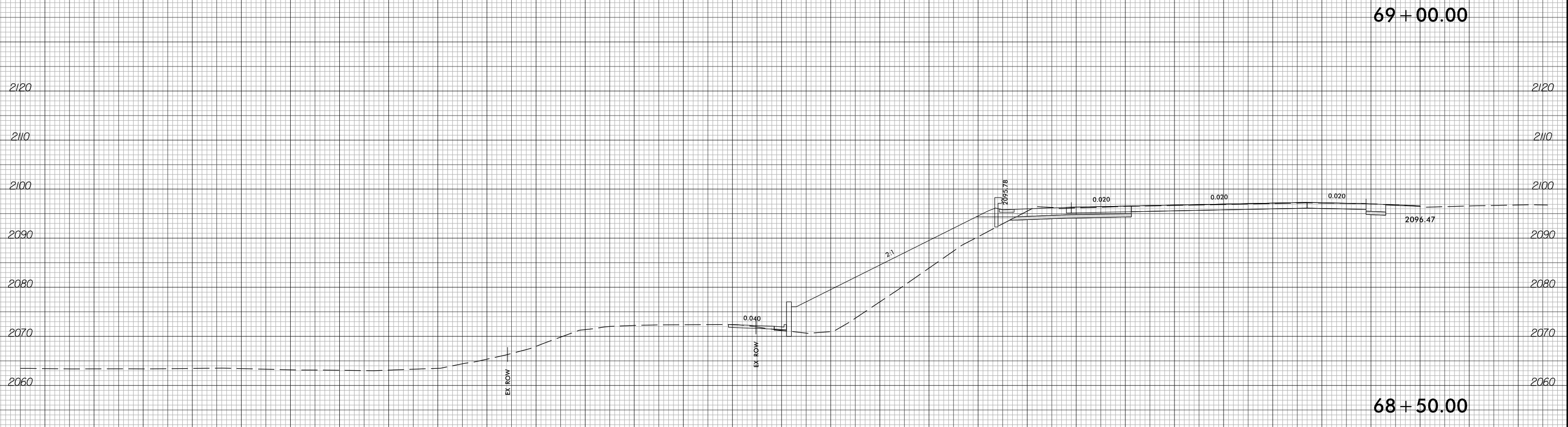
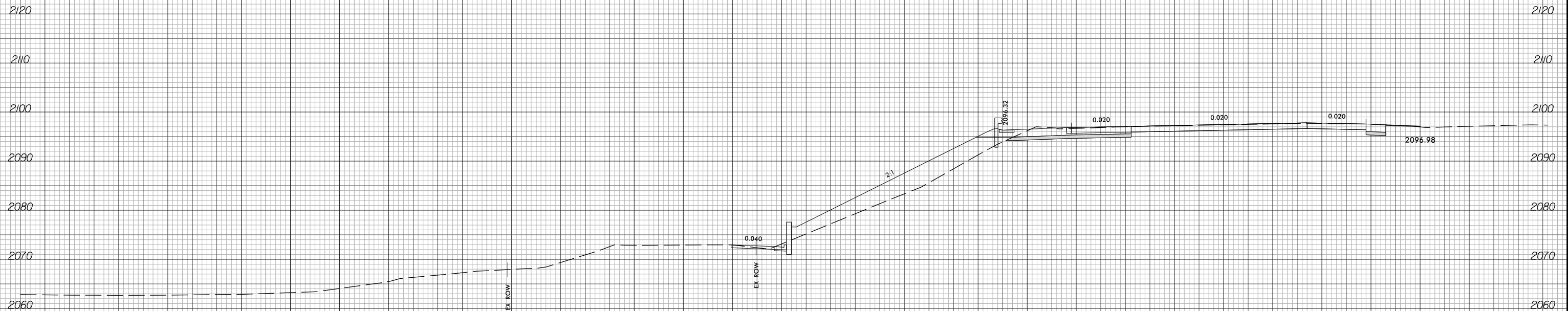
280 270 260 250 240 230 220 210 200 190 180 170 160 150 140 130 120 110 100 90 80 70 60 50 40 30 20 10 0 10 20



-Y \ T-

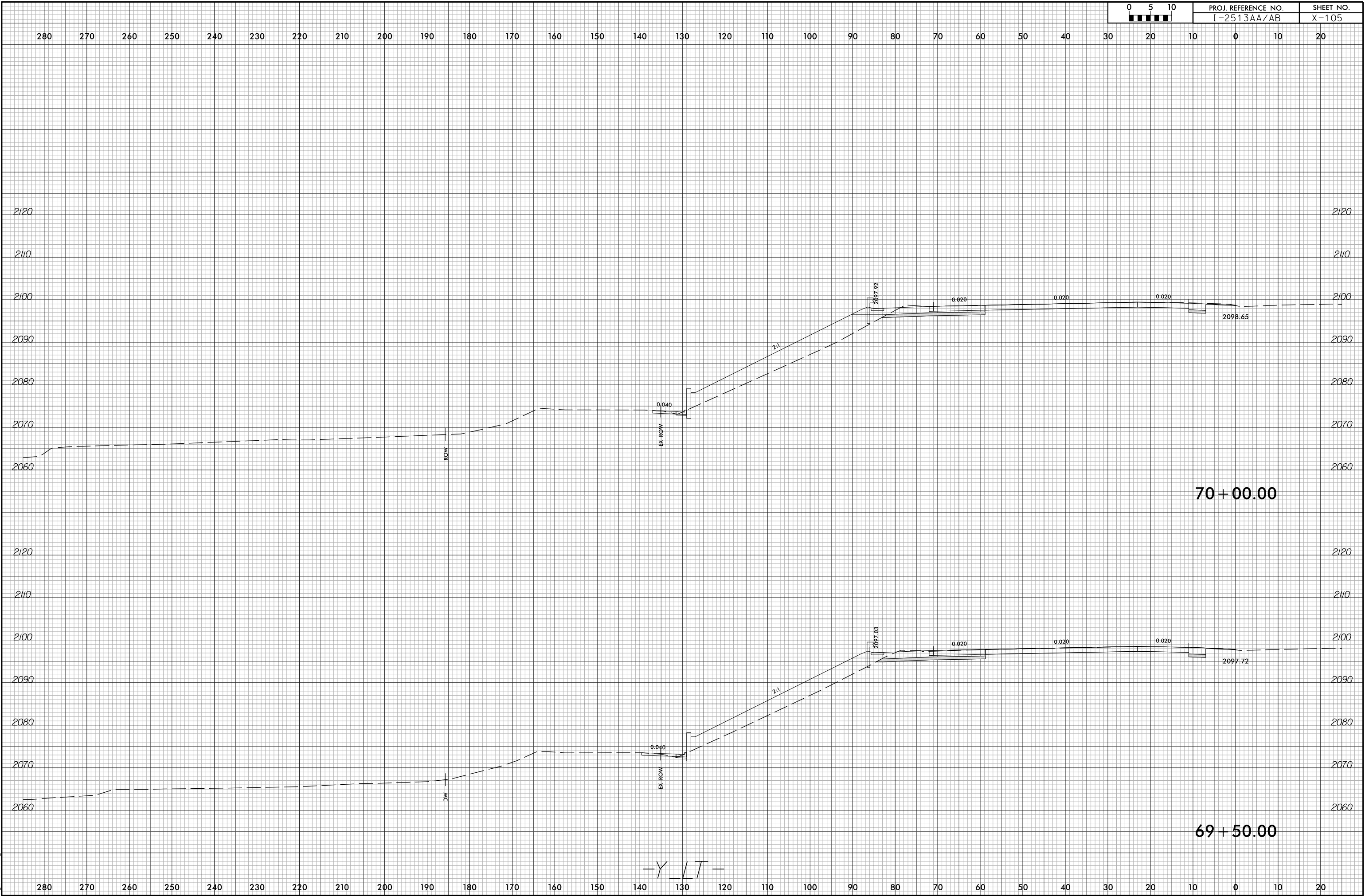


280 270 260 250 240 230 220 210 200 190 180 170 160 150 140 130 120 110 100 90 80 70 60 50 40 30 20 10 0 10 20



-Y \ T-

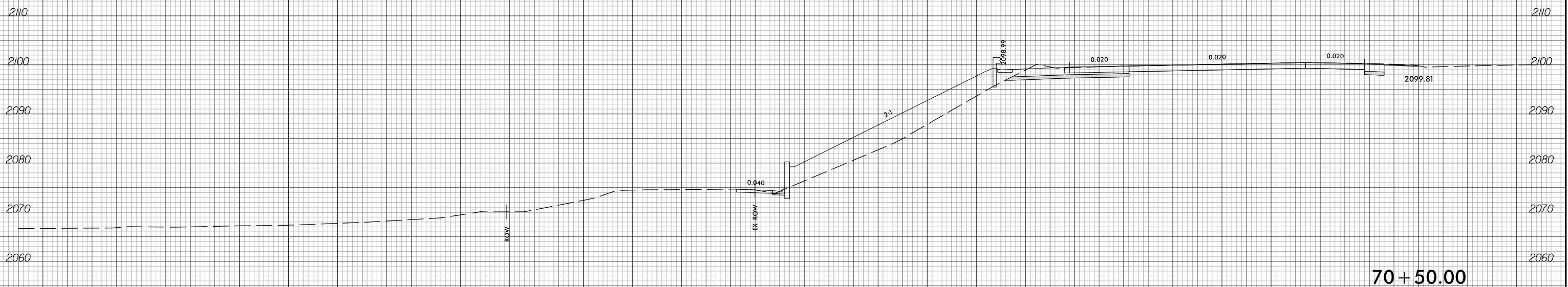
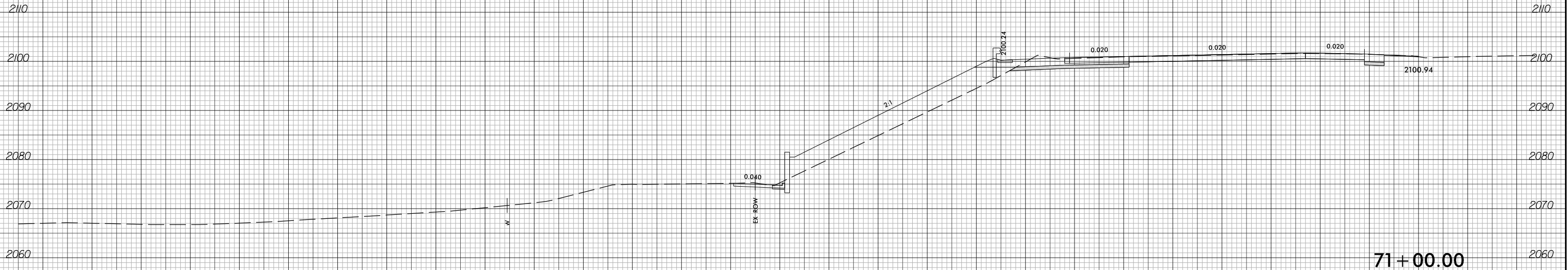
280 270 260 250 240 230 220 210 200 190 180 170 160 150 140 130 120 110 100 90 80 70 60 50 40 30 20 10 0 10 20



-Y L T-



280 270 260 250 240 230 220 210 200 190 180 170 160 150 140 130 120 110 100 90 80 70 60 50 40 30 20 10 0 10 20

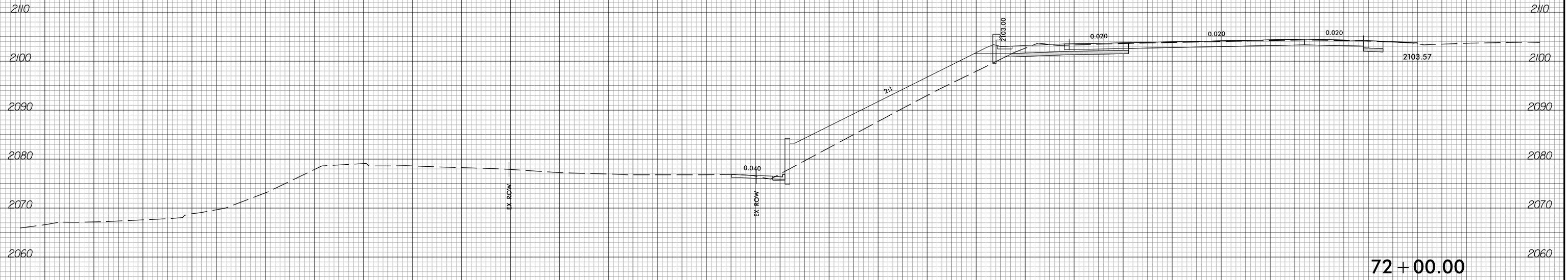


-Y L T-

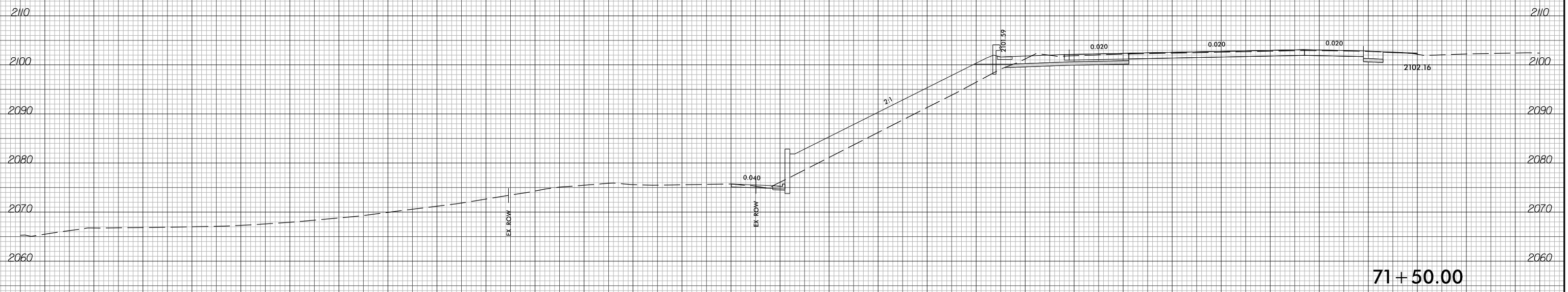
280 270 260 250 240 230 220 210 200 190 180 170 160 150 140 130 120 110 100 90 80 70 60 50 40 30 20 10 0 10 20



280 270 260 250 240 230 220 210 200 190 180 170 160 150 140 130 120 110 100 90 80 70 60 50 40 30 20 10 0 10 20



72 + 00.00

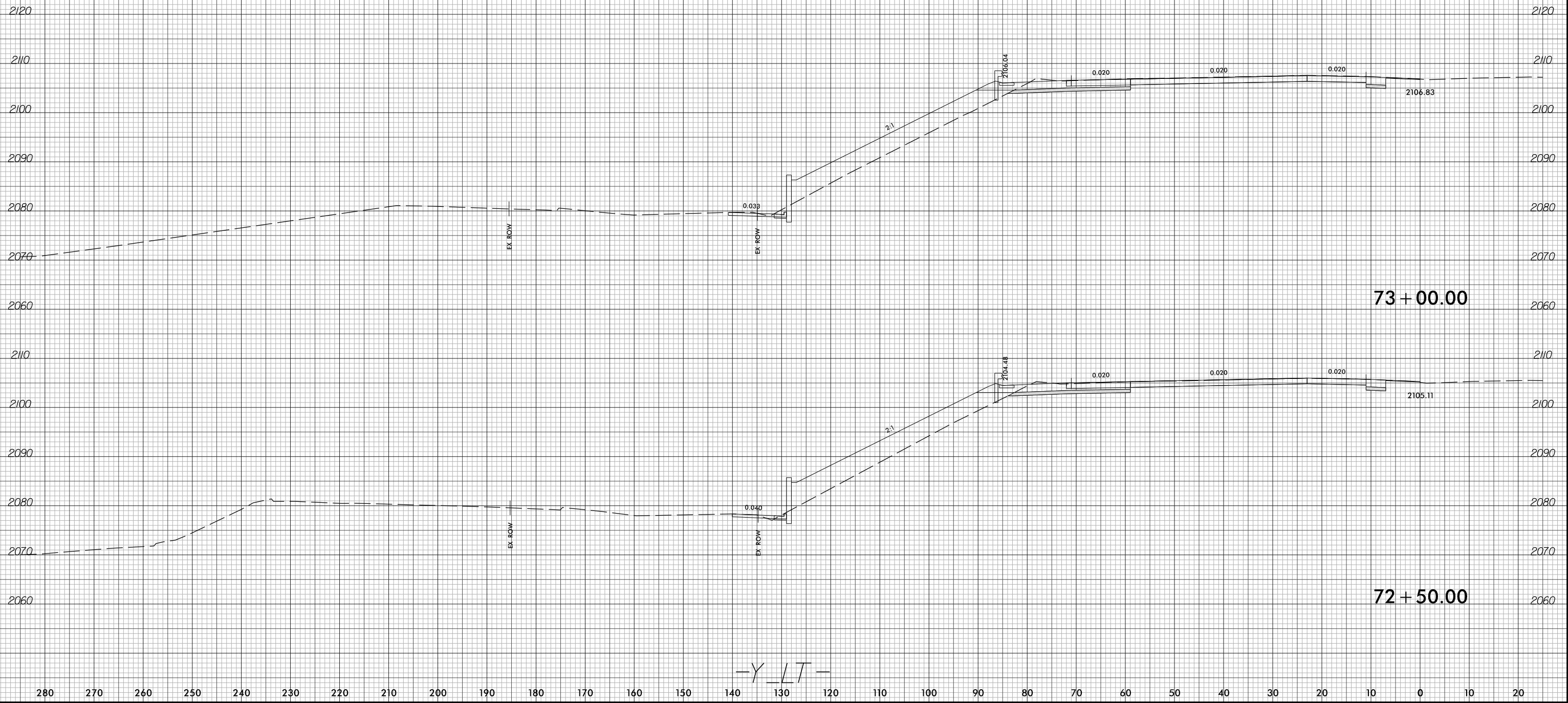


71 + 50.00

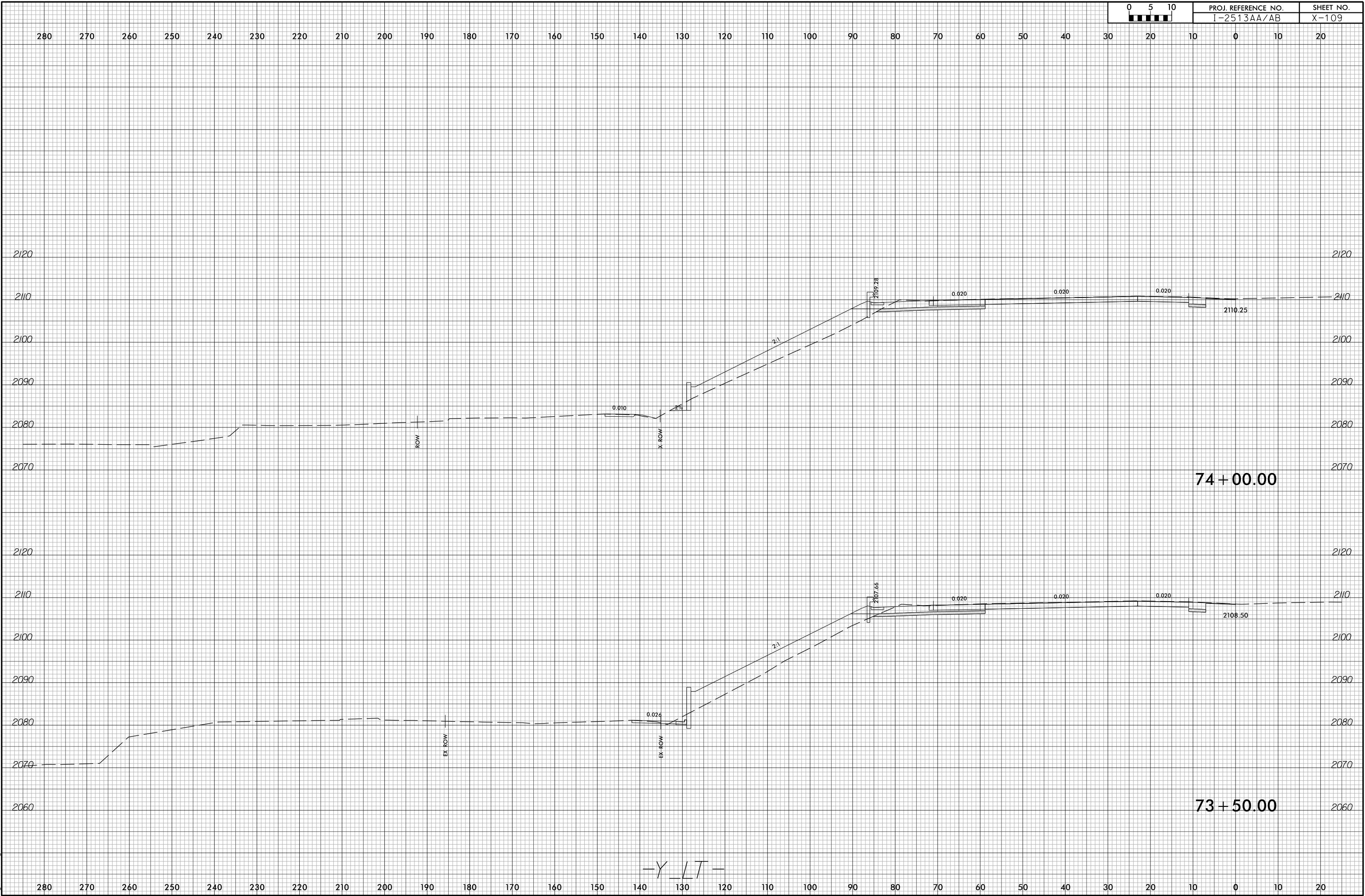
-Y L T-

280 270 260 250 240 230 220 210 200 190 180 170 160 150 140 130 120 110 100 90 80 70 60 50 40 30 20 10 0 10 20

280 270 260 250 240 230 220 210 200 190 180 170 160 150 140 130 120 110 100 90 80 70 60 50 40 30 20 10 0 10 20



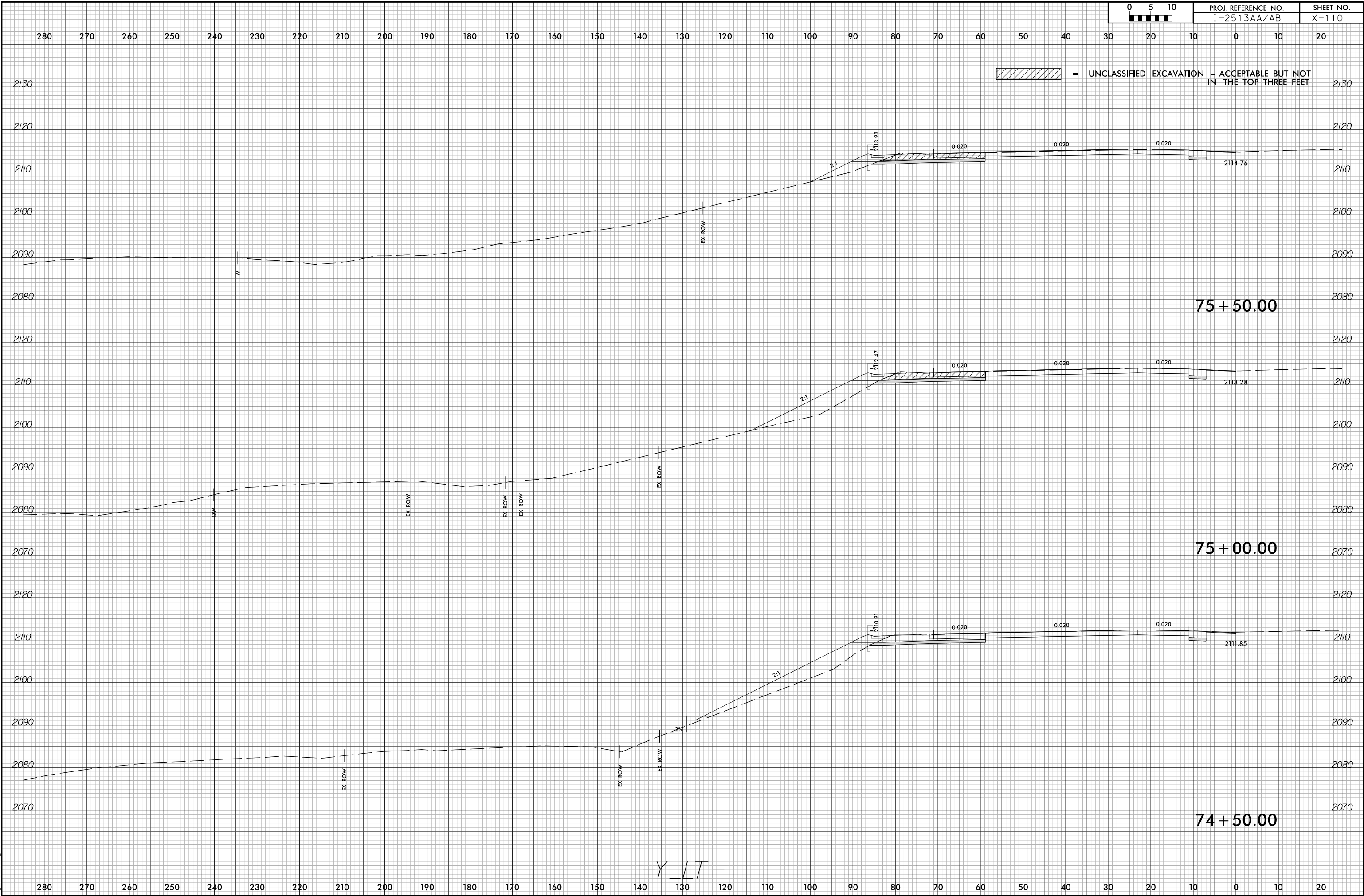
-Y L T-



6/23/16



PROJ. REFERENCE NO. I-2513AA/AB SHEET NO. X-110



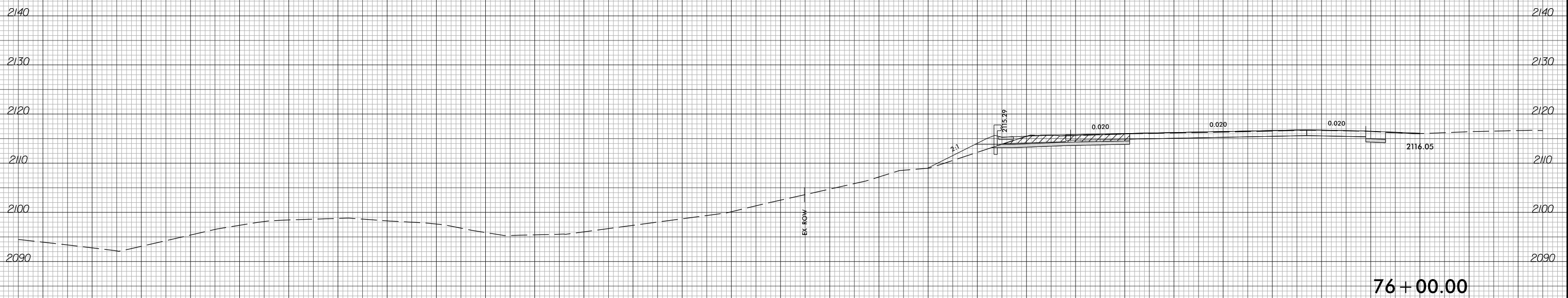
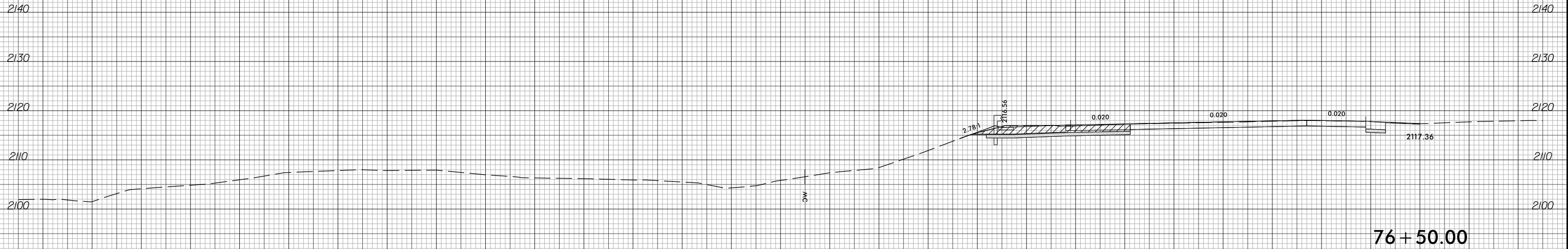
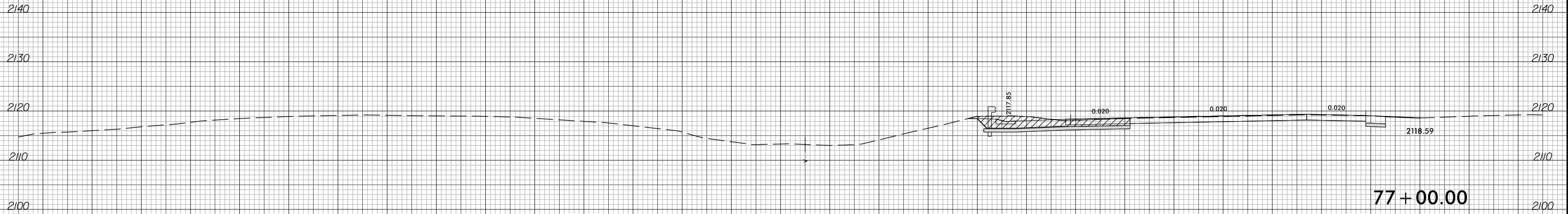
2/5/2024 I-2513AA_RDY_XPL_Y.L.T.dgn Tyler, Corey

-Y L T-



280 270 260 250 240 230 220 210 200 190 180 170 160 150 140 130 120 110 100 90 80 70 60 50 40 30 20 10 0 10 20

= UNCLASSIFIED EXCAVATION - ACCEPTABLE BUT NOT IN THE TOP THREE FEET



-Y L T-

280 270 260 250 240 230 220 210 200 190 180 170 160 150 140 130 120 110 100 90 80 70 60 50 40 30 20 10 0 10 20

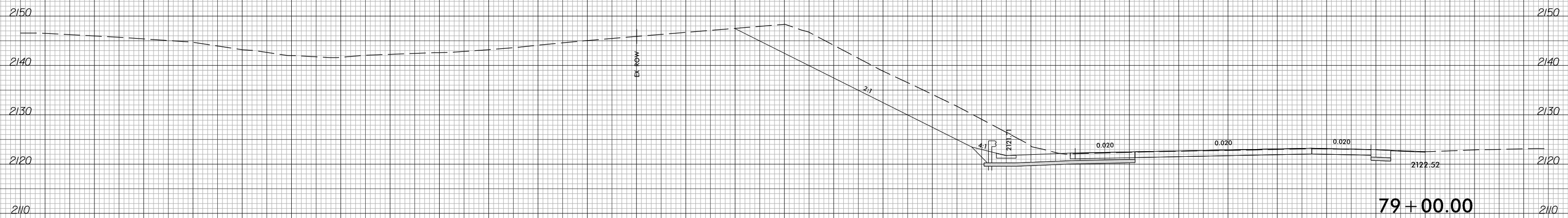
6/23/16



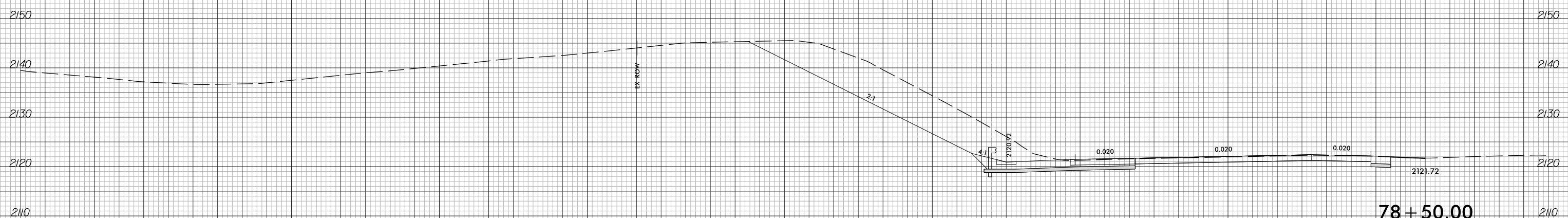
PROJ. REFERENCE NO. I-2513AA/AB SHEET NO. X-112

280 270 260 250 240 230 220 210 200 190 180 170 160 150 140 130 120 110 100 90 80 70 60 50 40 30 20 10 0 10 20

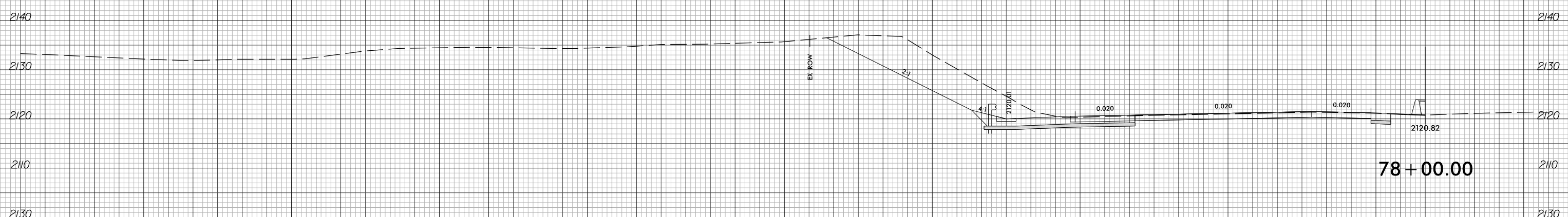
= UNCLASSIFIED EXCAVATION - ACCEPTABLE BUT NOT IN THE TOP THREE FEET



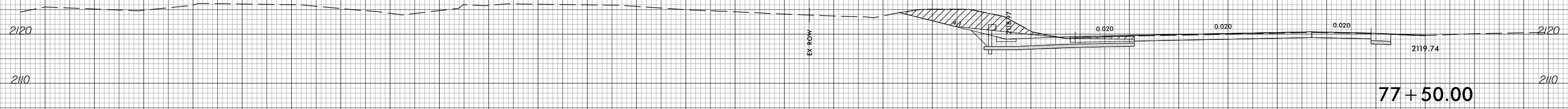
79+00.00



78+50.00



78+00.00

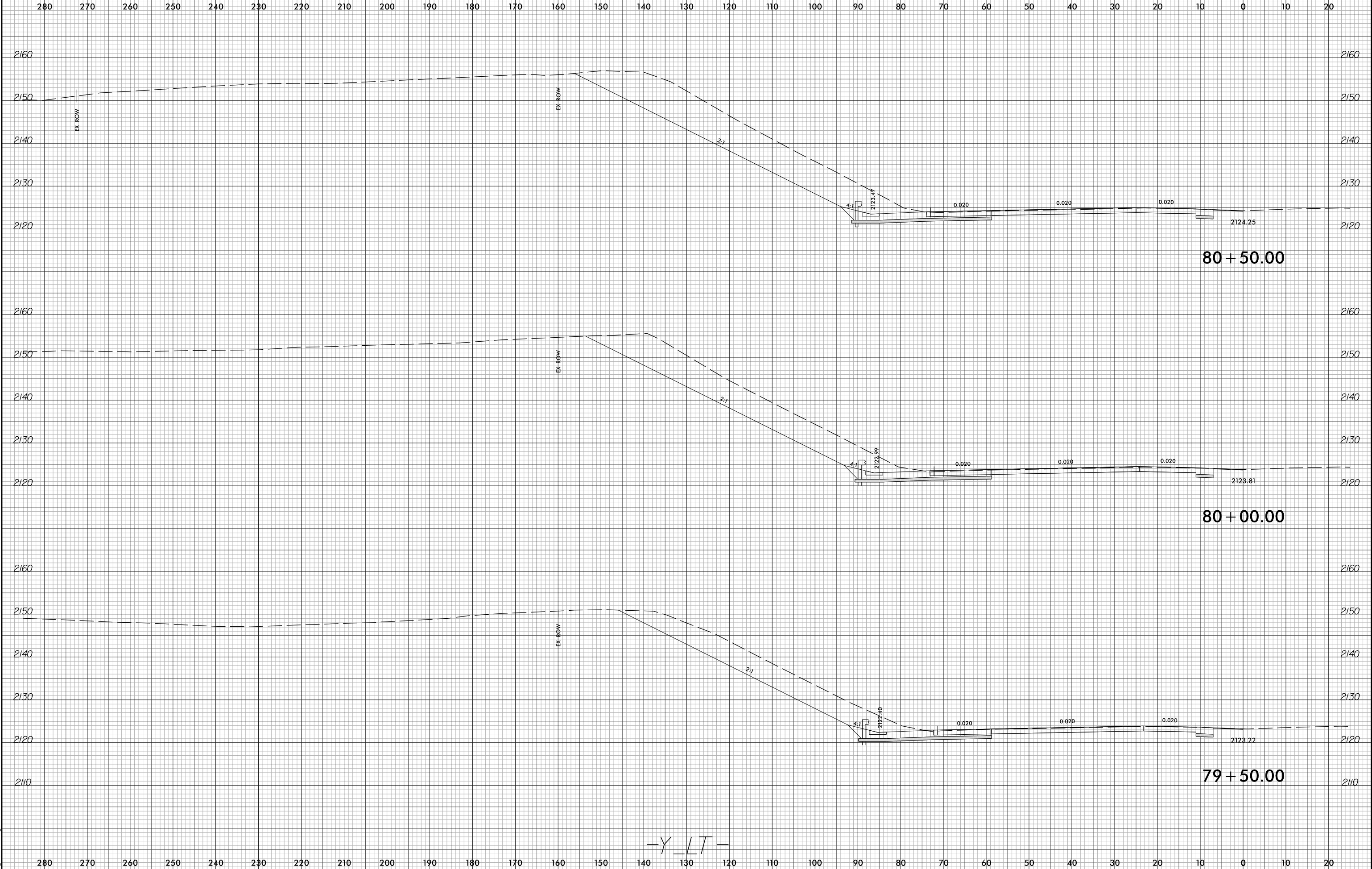


77+50.00

-Y L T-

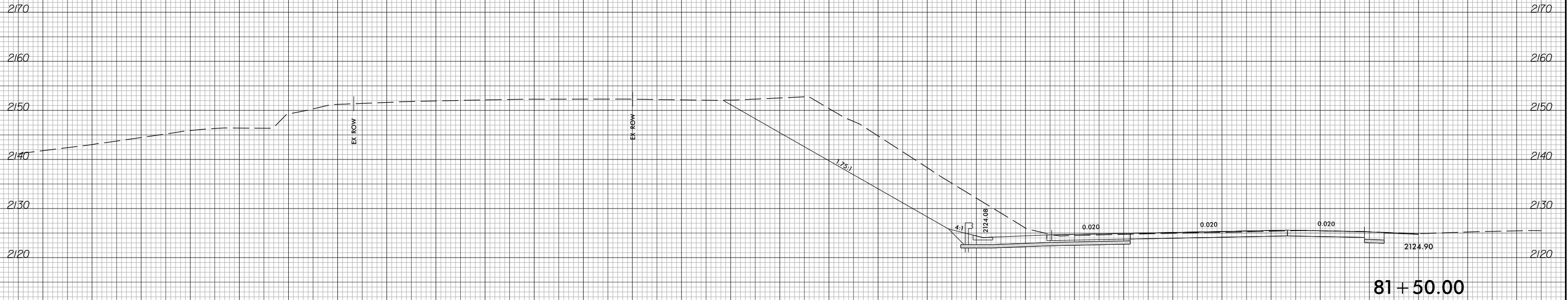
2/5/2024 I-2513AA.RDY.XPL.Y.L.T.dgn Tyler, Corey

280 270 260 250 240 230 220 210 200 190 180 170 160 150 140 130 120 110 100 90 80 70 60 50 40 30 20 10 0 10 20

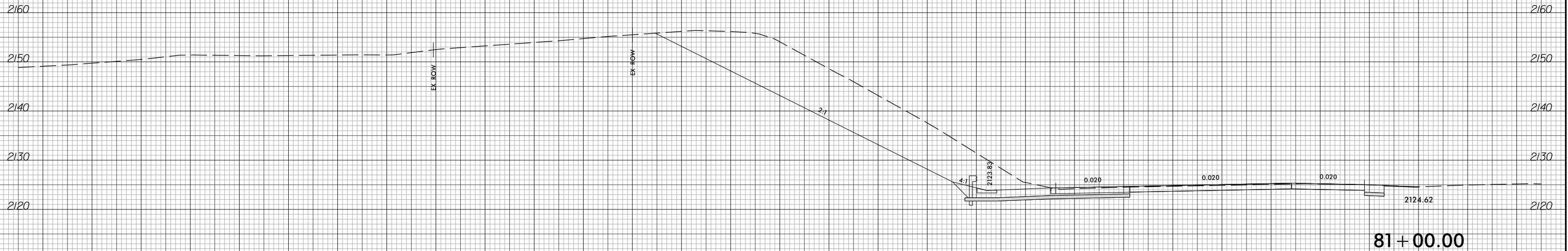




280 270 260 250 240 230 220 210 200 190 180 170 160 150 140 130 120 110 100 90 80 70 60 50 40 30 20 10 0 10 20



81+50.00



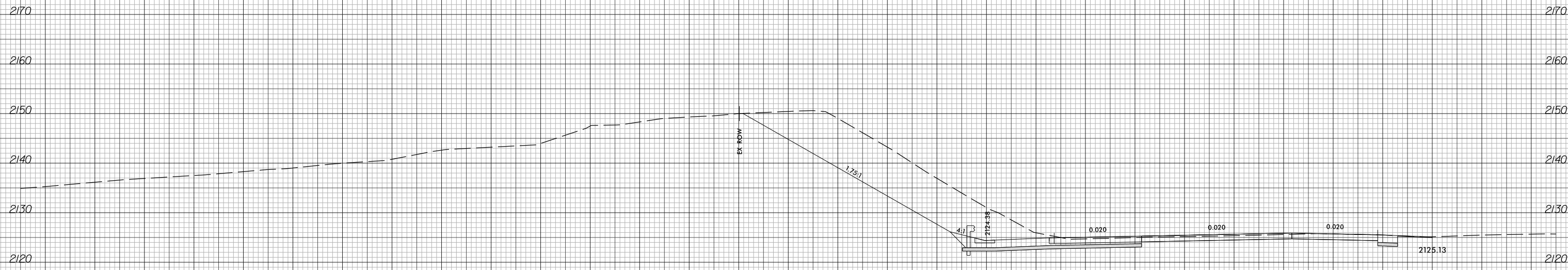
81+00.00

-Y L T-

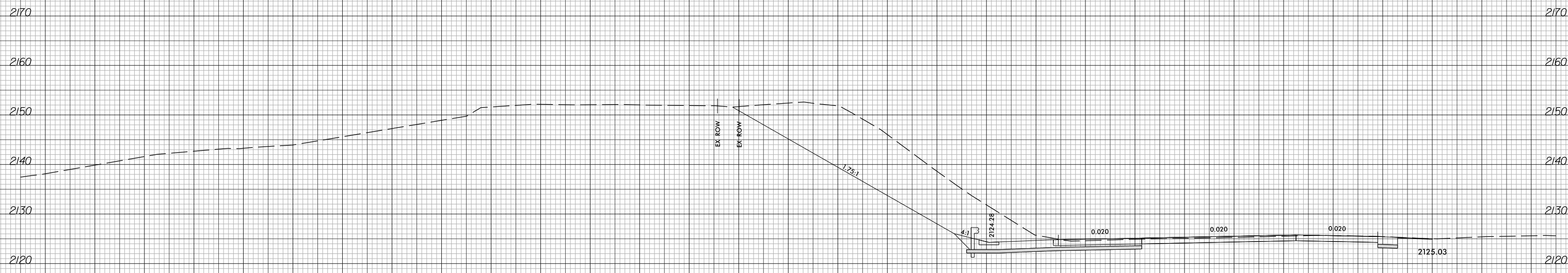
280 270 260 250 240 230 220 210 200 190 180 170 160 150 140 130 120 110 100 90 80 70 60 50 40 30 20 10 0 10 20



280 270 260 250 240 230 220 210 200 190 180 170 160 150 140 130 120 110 100 90 80 70 60 50 40 30 20 10 0 10 20



82 + 50.00



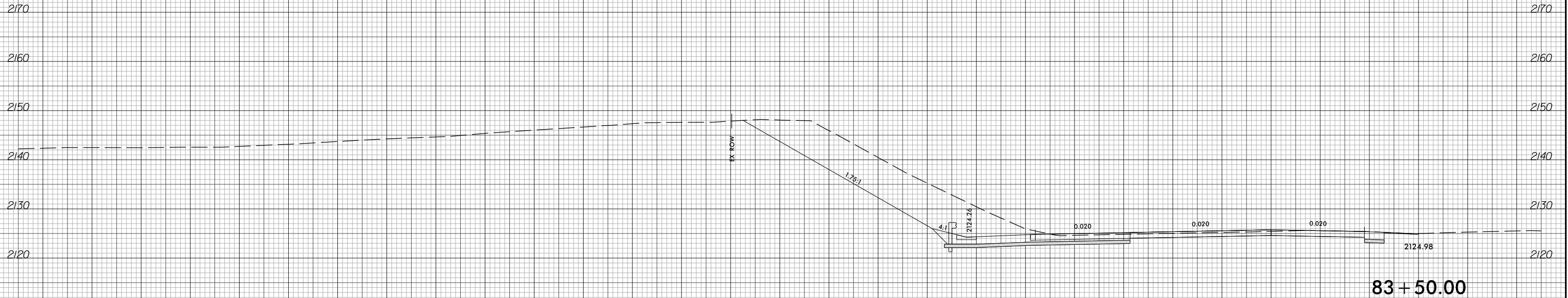
82 + 00.00

-Y \ T-

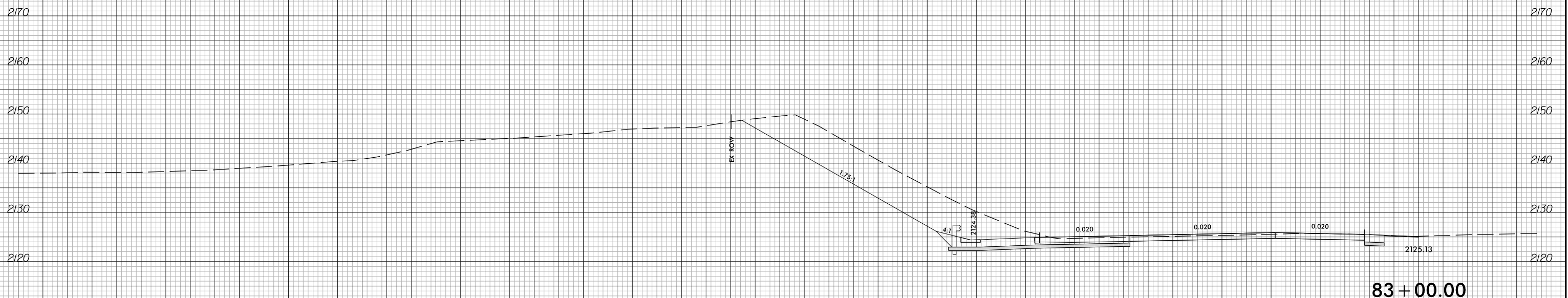
280 270 260 250 240 230 220 210 200 190 180 170 160 150 140 130 120 110 100 90 80 70 60 50 40 30 20 10 0 10 20



280 270 260 250 240 230 220 210 200 190 180 170 160 150 140 130 120 110 100 90 80 70 60 50 40 30 20 10 0 10 20



83 + 50.00



83 + 00.00

-Y L T-

280 270 260 250 240 230 220 210 200 190 180 170 160 150 140 130 120 110 100 90 80 70 60 50 40 30 20 10 0 10 20

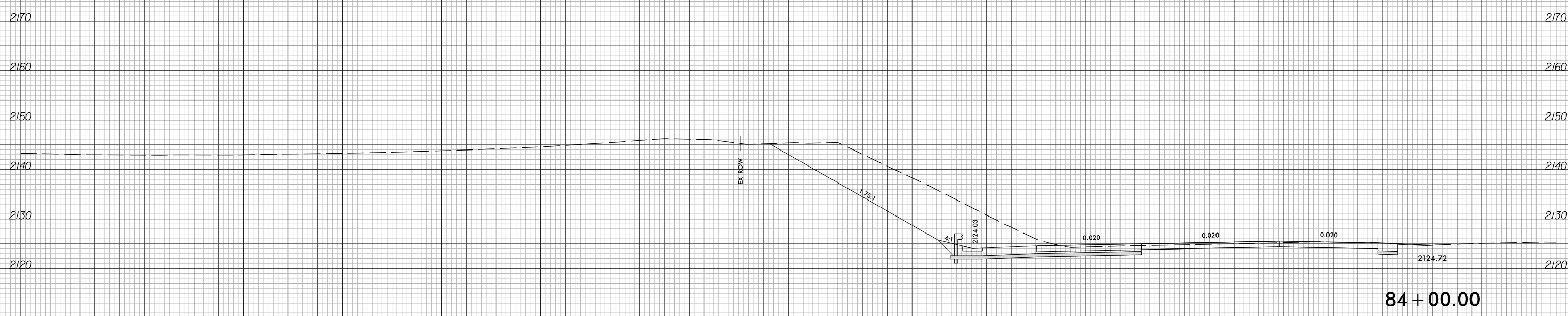
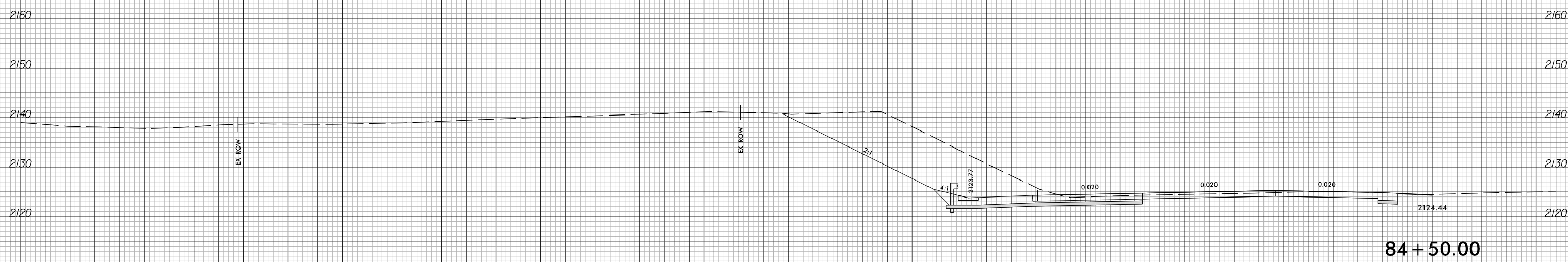
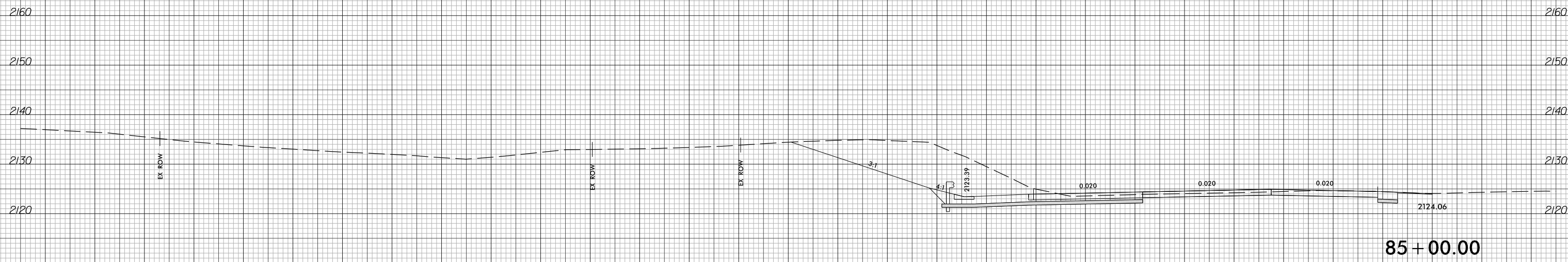
6/23/16



PROJ. REFERENCE NO.
I-2513AA/AB

SHEET NO.
X-117

280 270 260 250 240 230 220 210 200 190 180 170 160 150 140 130 120 110 100 90 80 70 60 50 40 30 20 10 0 10 20



-Y L T-

280 270 260 250 240 230 220 210 200 190 180 170 160 150 140 130 120 110 100 90 80 70 60 50 40 30 20 10 0 10 20

2/5/2024
I-2513AA_RDY_XPL_Y.L.T.dgn
Tyler, Corey


6/23/16




PROJ. REFERENCE NO.
I-2513AA/AB

SHEET NO.
X-118

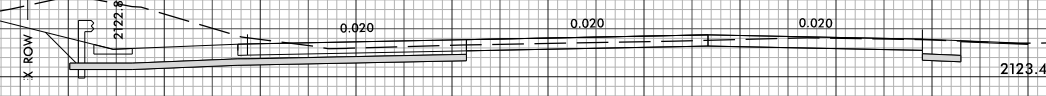

280 270 260 250 240 230 220 210 200 190 180 170 160 150 140 130 120 110 100 90 80 70 60 50 40 30 20 10 0 10 20



86 + 50.00



86 + 00.00



85 + 50.00

-Y L T-

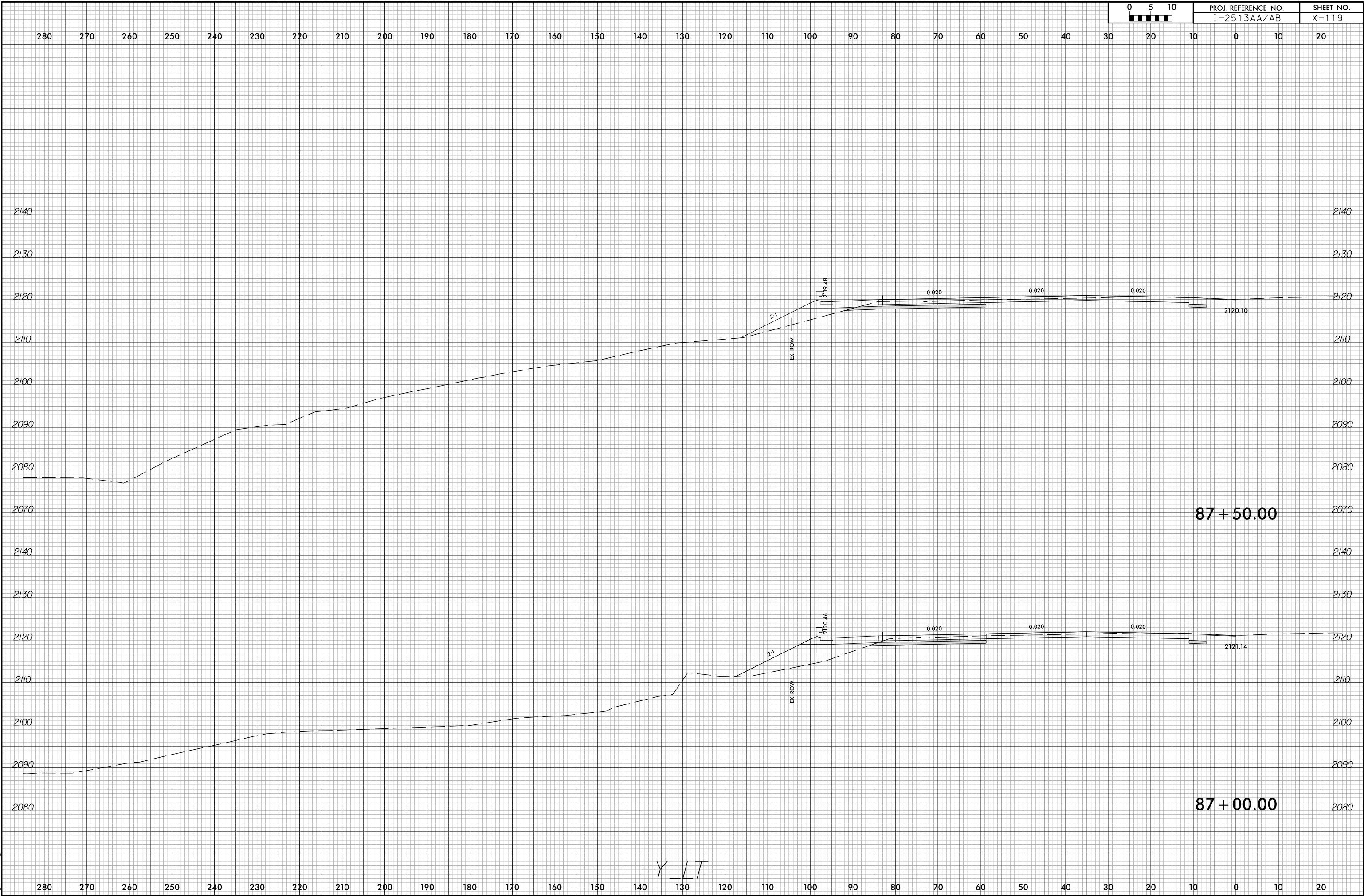
2/5/2024
I-2513AA.RDY_XPL_Y.L.T.dgn
Tyler, Corey

280 270 260 250 240 230 220 210 200 190 180 170 160 150 140 130 120 110 100 90 80 70 60 50 40 30 20 10 0 10 20

6/23/16

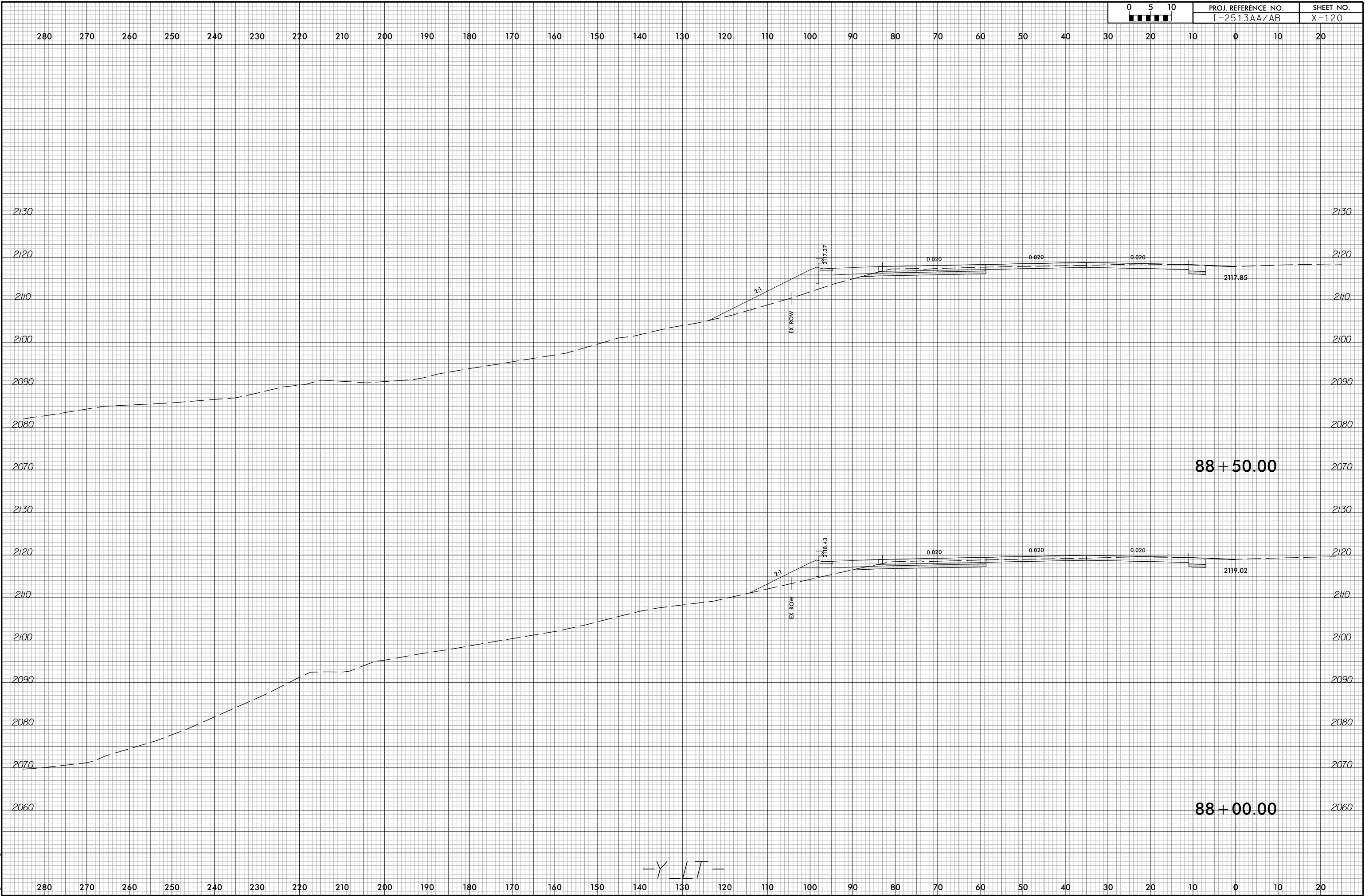


PROJ. REFERENCE NO.	SHEET NO.
I-2513AA/AB	X-119



2/5/2024
I-2513AA_RDY_XPL_Y.LT.dgn
Tyler Corey

-Y L T-

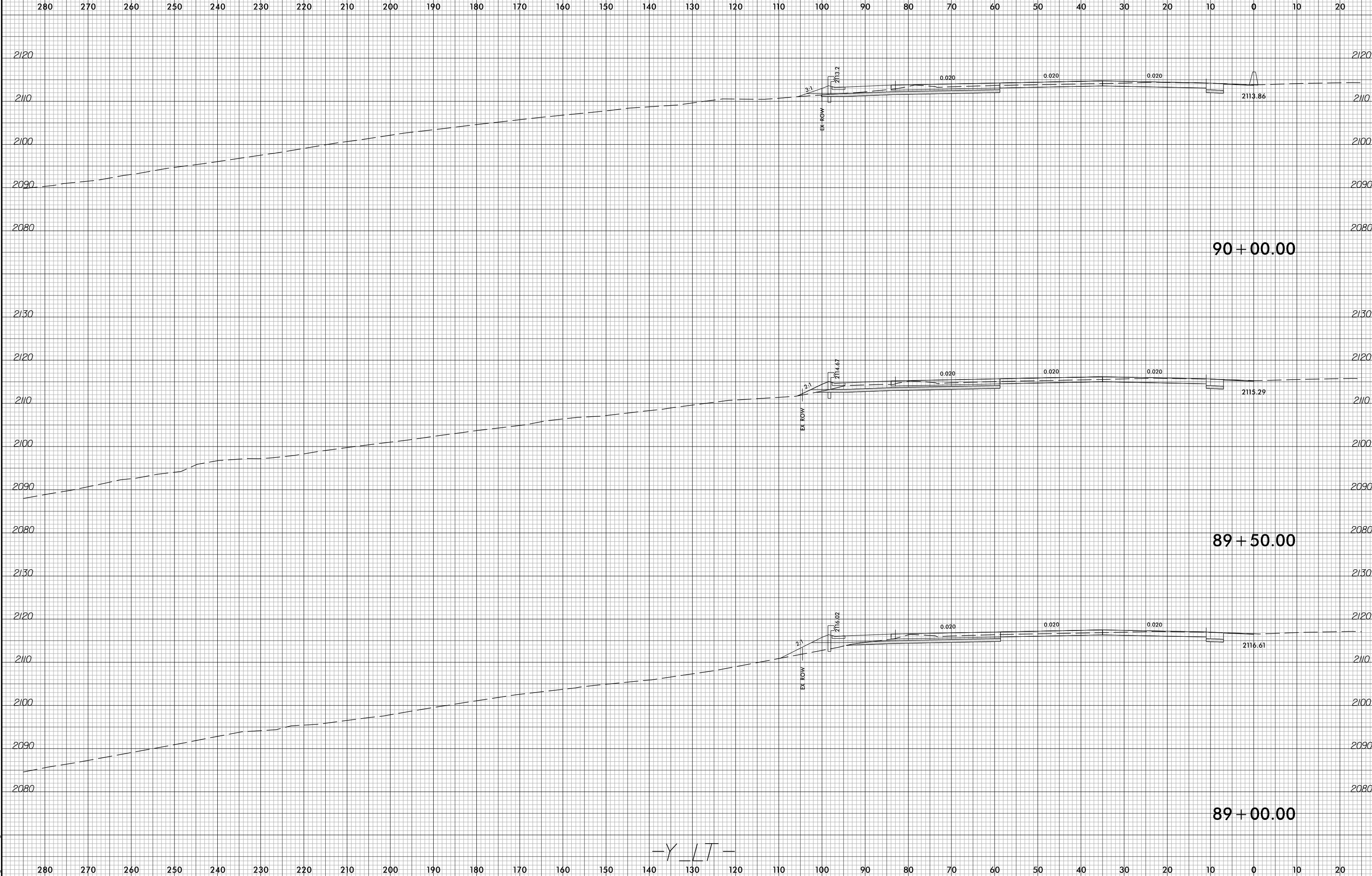


-Y L T-

6/23/16



PROJ. REFERENCE NO.	SHEET NO.
I-2513AA/AB	X-121




2/5/2024
I-2513AA_RDY_XPL_Y.LT.dgn
Tyler Corey

-Y L T-



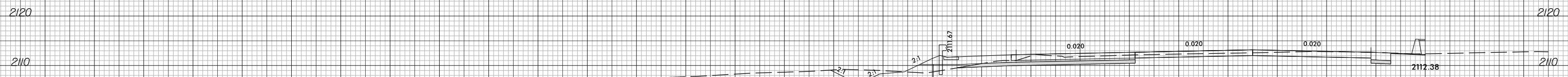
280 270 260 250 240 230 220 210 200 190 180 170 160 150 140 130 120 110 100 90 80 70 60 50 40 30 20 10 0 10 20



EX ROW

Type 5 Geotextile for Embankment Stabilization

91 + 00.00



EX ROW

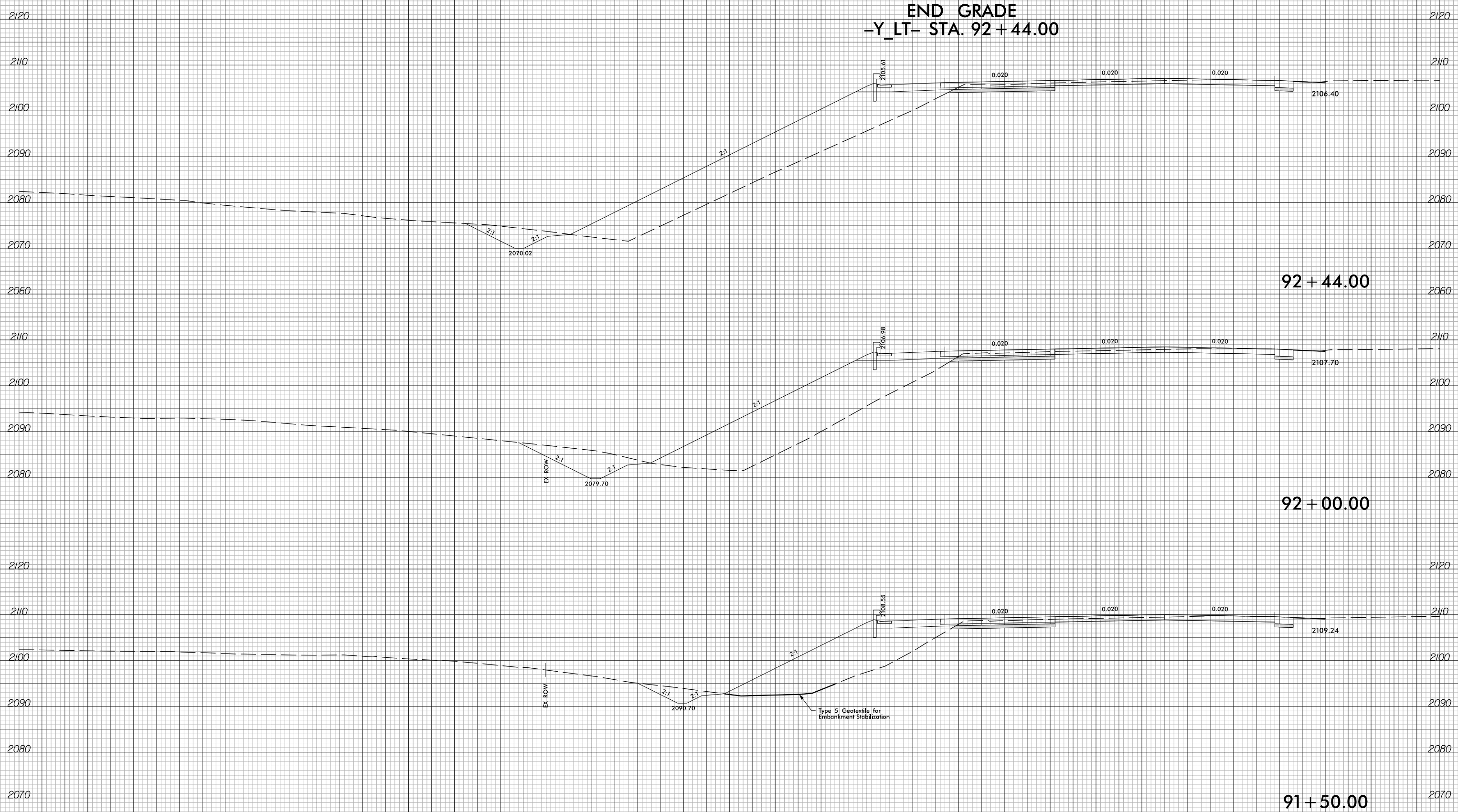
90 + 50.00

-Y L T-

280 270 260 250 240 230 220 210 200 190 180 170 160 150 140 130 120 110 100 90 80 70 60 50 40 30 20 10 0 10 20



280 270 260 250 240 230 220 210 200 190 180 170 160 150 140 130 120 110 100 90 80 70 60 50 40 30 20 10 0 10 20

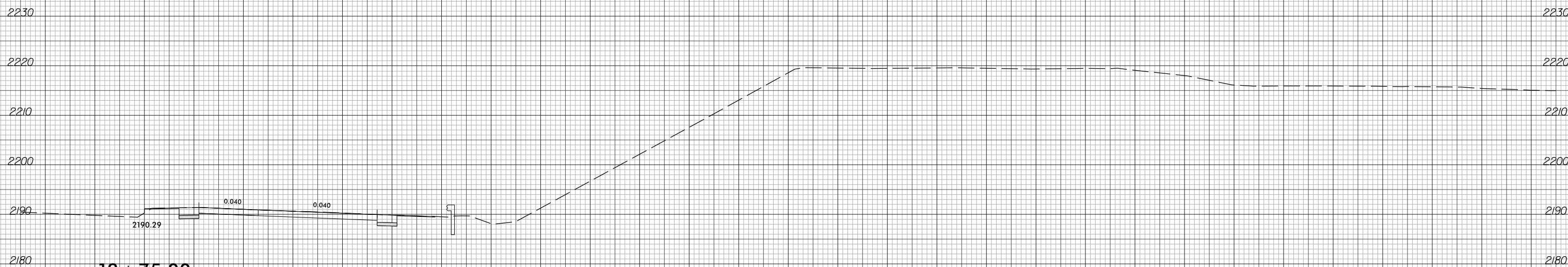


-Y LT-

280 270 260 250 240 230 220 210 200 190 180 170 160 150 140 130 120 110 100 90 80 70 60 50 40 30 20 10 0 10 20

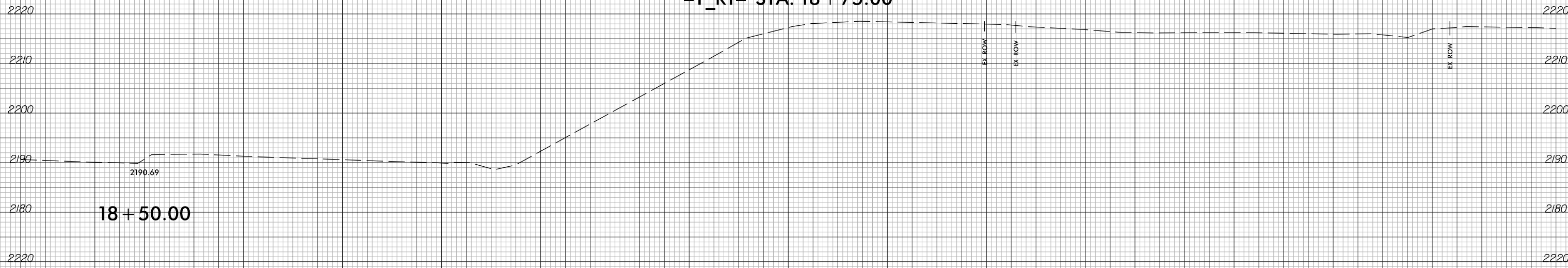
20 10 0 10 20 30 40 50 60 70 80 90 100 110 120 130 140 150 160 170 180 190 200 210 220 230 240 250 260 270 280

█ = UNDERCUT EXCAVATION FOR SUBGRADE STABILITY

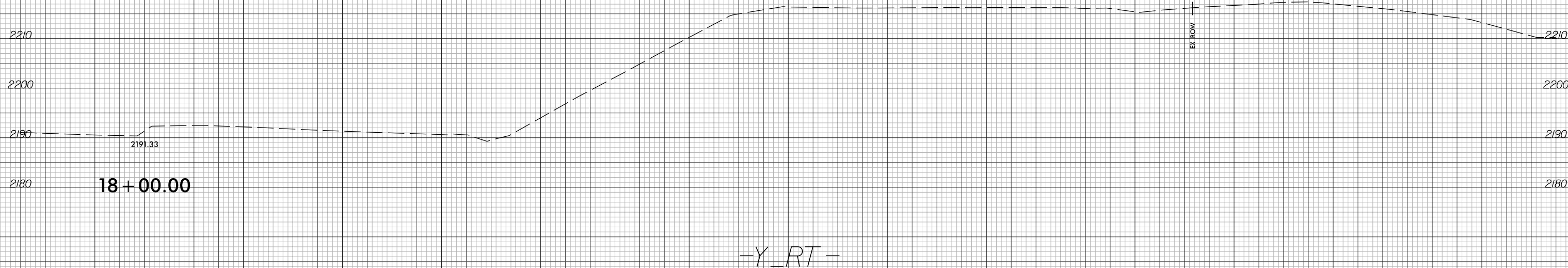


18+75.00

BEGIN CONSTRUCTION I-2513AA/AB
-Y_RT- STA. 18+75.00



18+50.00

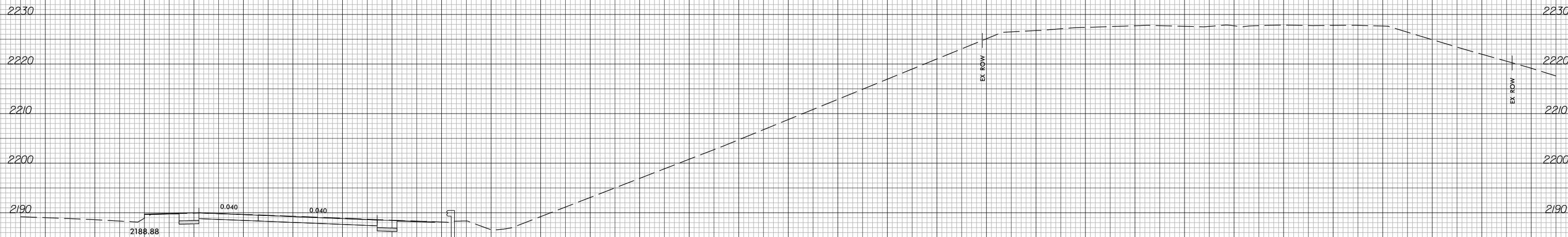


18+00.00

-Y_RT-



20 10 0 10 20 30 40 50 60 70 80 90 100 110 120 130 140 150 160 170 180 190 200 210 220 230 240 250 260 270 280



19+50.00

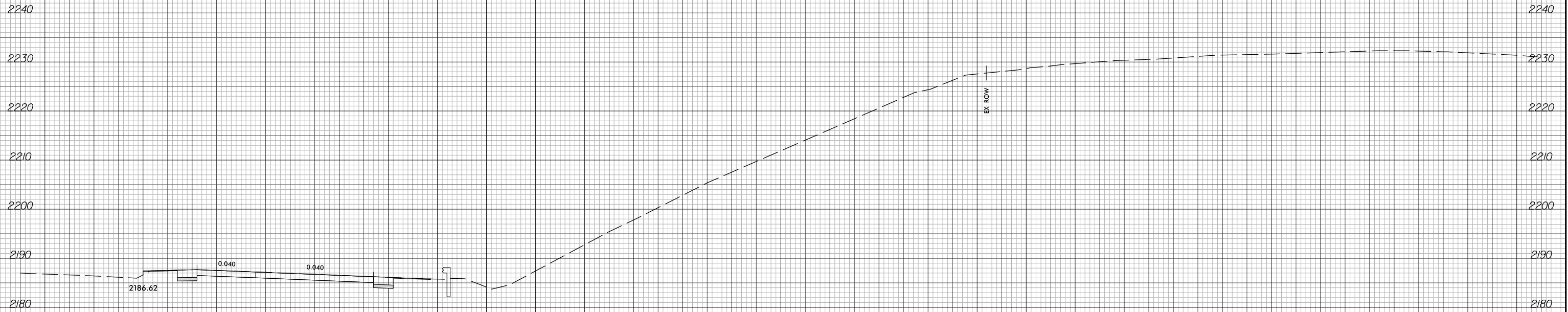


19+00.00

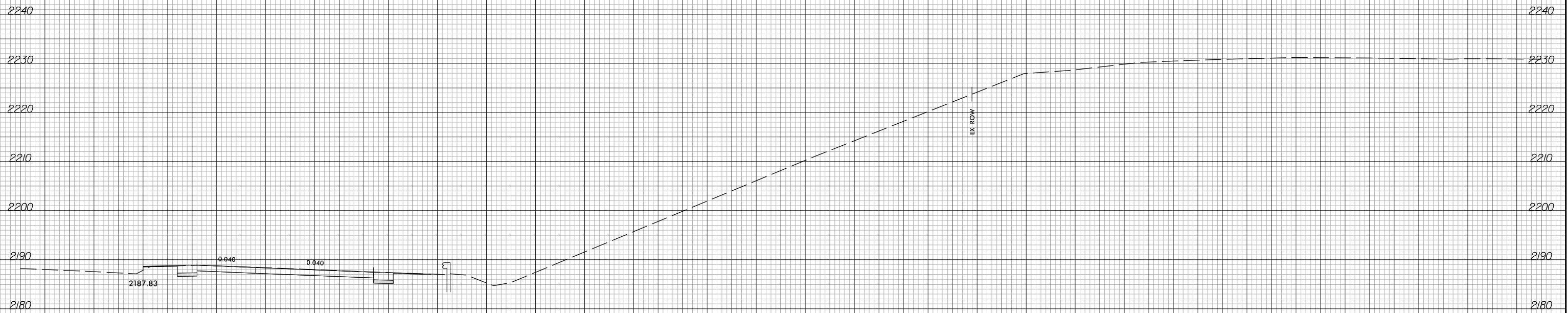
-Y_RT-

20 10 0 10 20 30 40 50 60 70 80 90 100 110 120 130 140 150 160 170 180 190 200 210 220 230 240 250 260 270 280

20 10 0 10 20 30 40 50 60 70 80 90 100 110 120 130 140 150 160 170 180 190 200 210 220 230 240 250 260 270 280



20 + 50.00



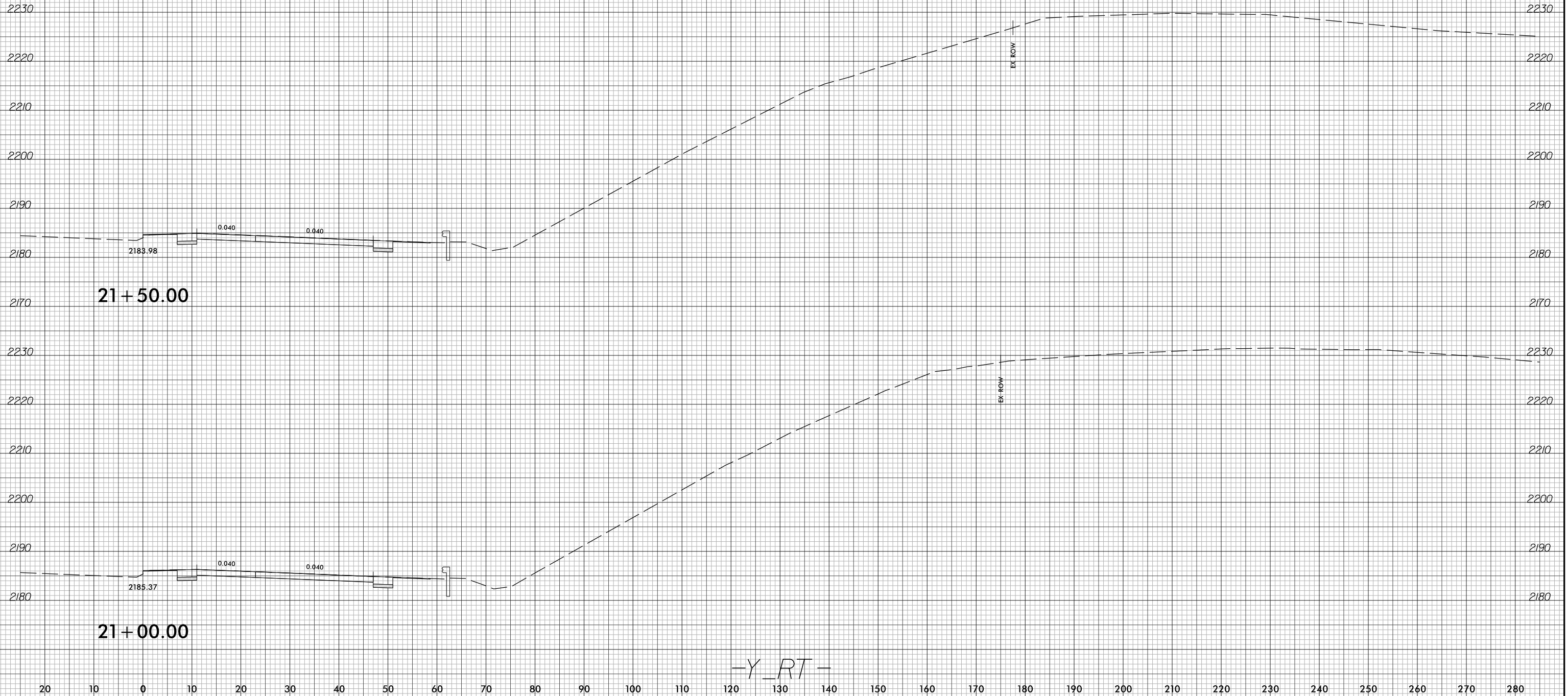
20 + 00.00

-Y_RT-

20 10 0 10 20 30 40 50 60 70 80 90 100 110 120 130 140 150 160 170 180 190 200 210 220 230 240 250 260 270 280



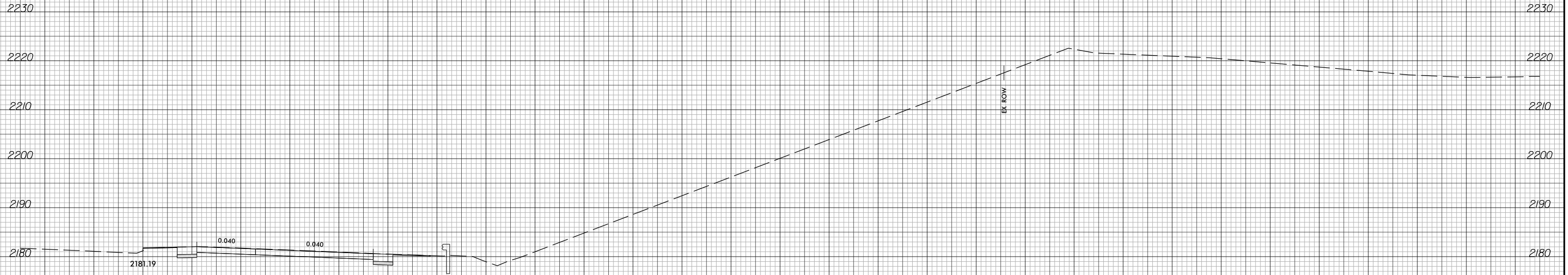
20 10 0 10 20 30 40 50 60 70 80 90 100 110 120 130 140 150 160 170 180 190 200 210 220 230 240 250 260 270 280



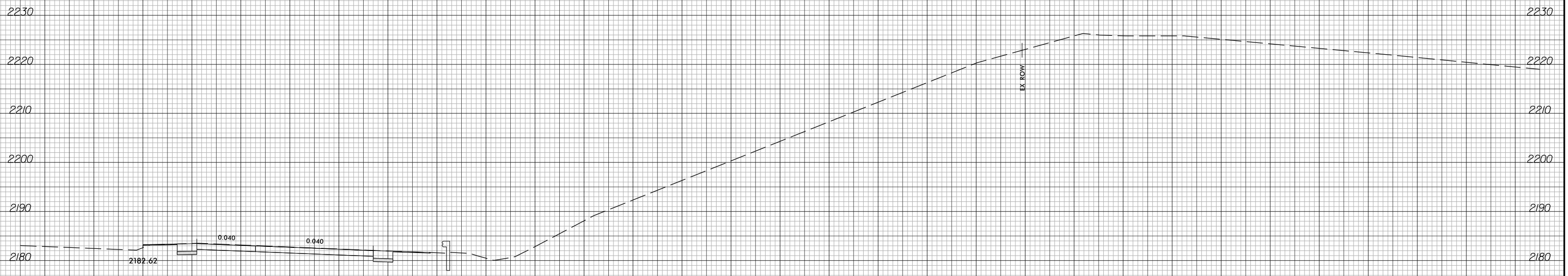
-Y_RT-



20 10 0 10 20 30 40 50 60 70 80 90 100 110 120 130 140 150 160 170 180 190 200 210 220 230 240 250 260 270 280



22 + 50.00



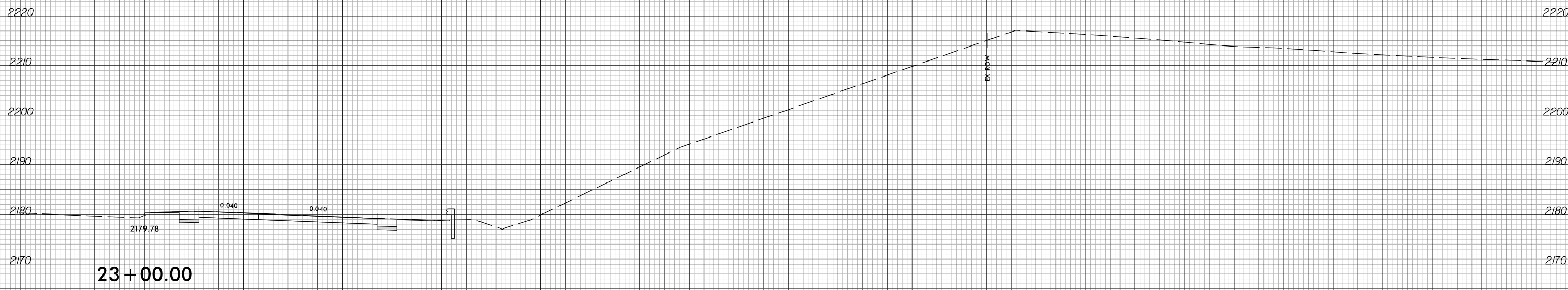
22 + 00.00

-Y_RT-

20 10 0 10 20 30 40 50 60 70 80 90 100 110 120 130 140 150 160 170 180 190 200 210 220 230 240 250 260 270 280



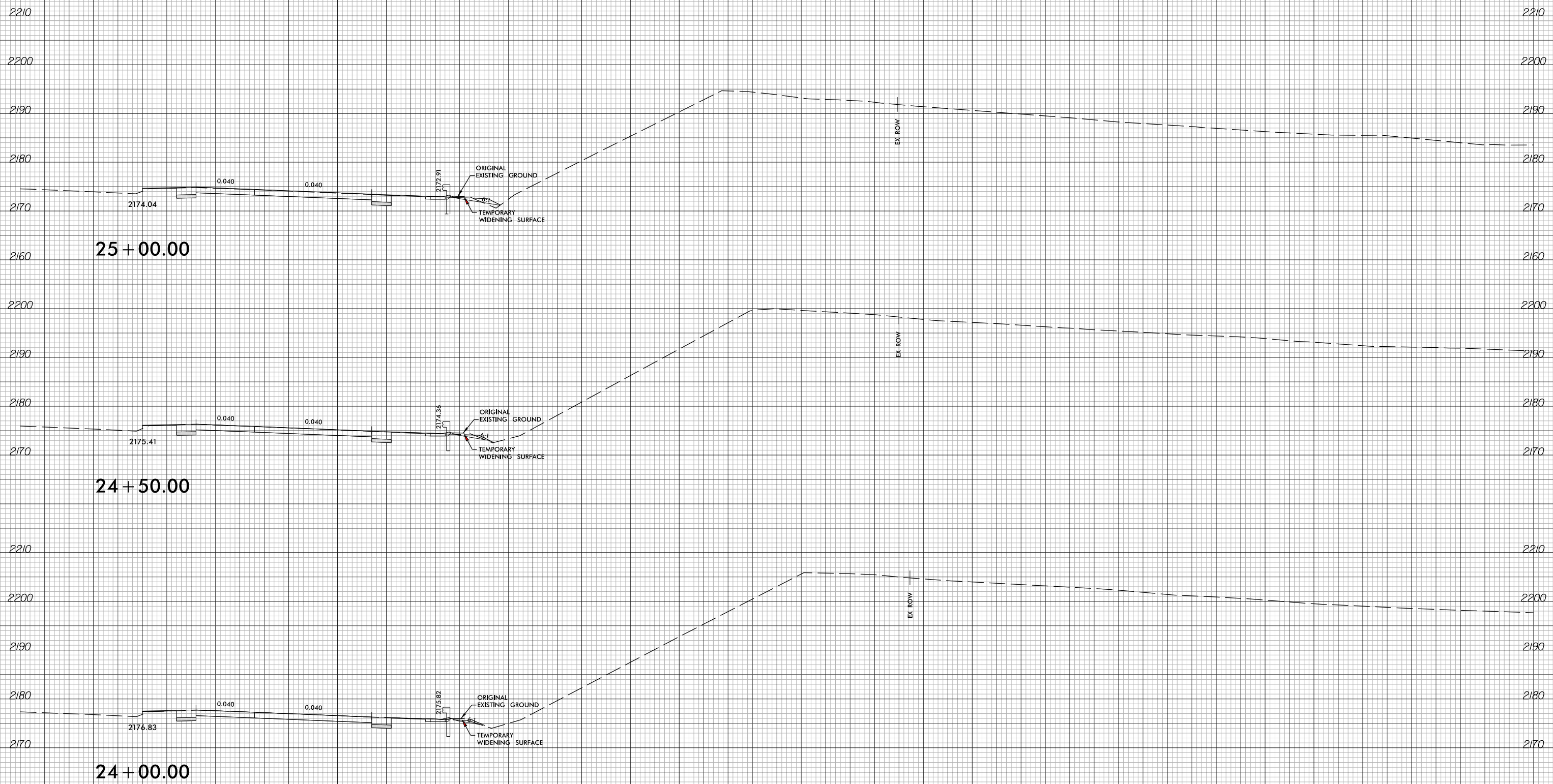
20 10 0 10 20 30 40 50 60 70 80 90 100 110 120 130 140 150 160 170 180 190 200 210 220 230 240 250 260 270 280



-Y_RT-

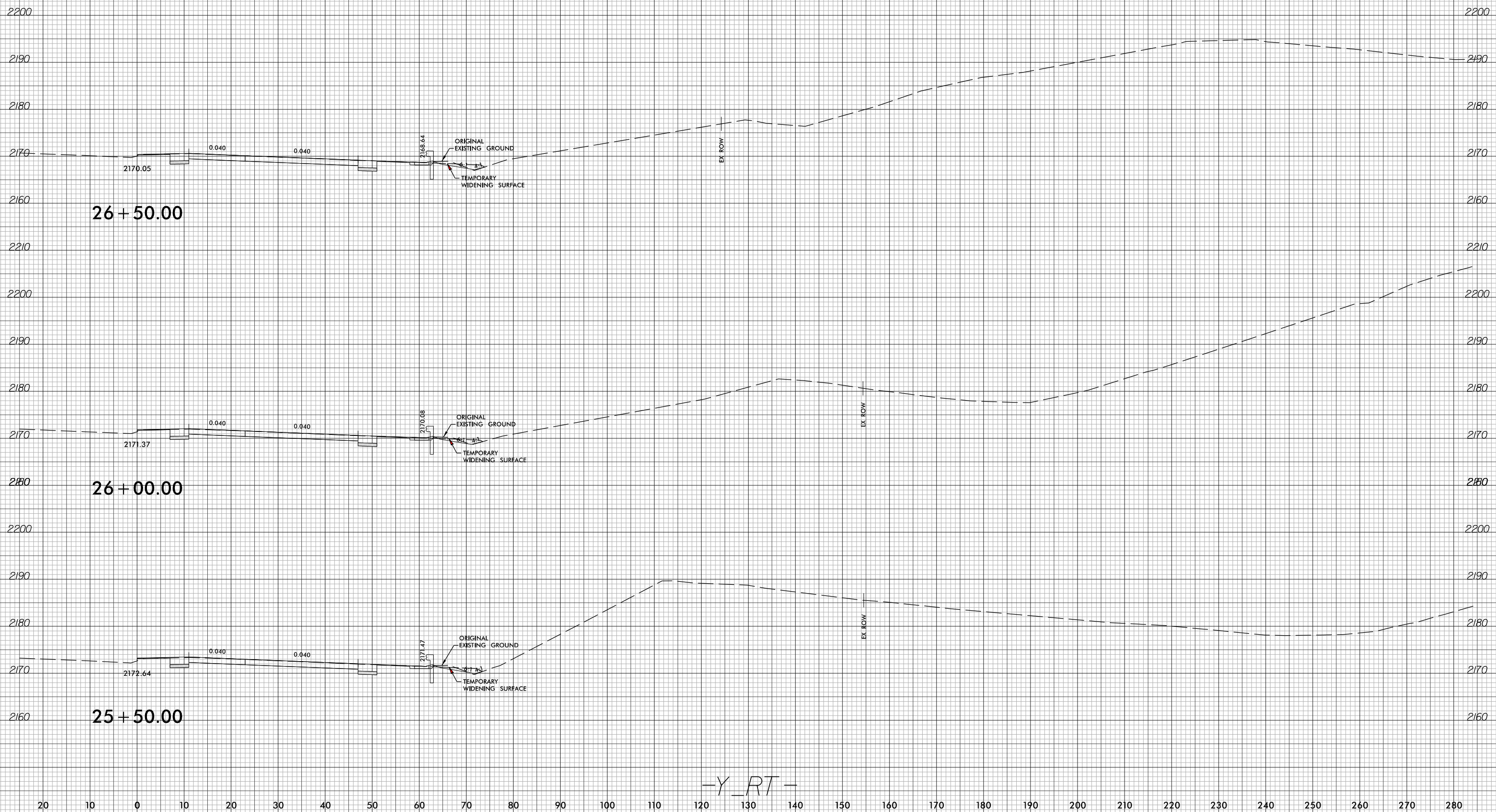
20 10 0 10 20 30 40 50 60 70 80 90 100 110 120 130 140 150 160 170 180 190 200 210 220 230 240 250 260 270 280

20 10 0 10 20 30 40 50 60 70 80 90 100 110 120 130 140 150 160 170 180 190 200 210 220 230 240 250 260 270 280



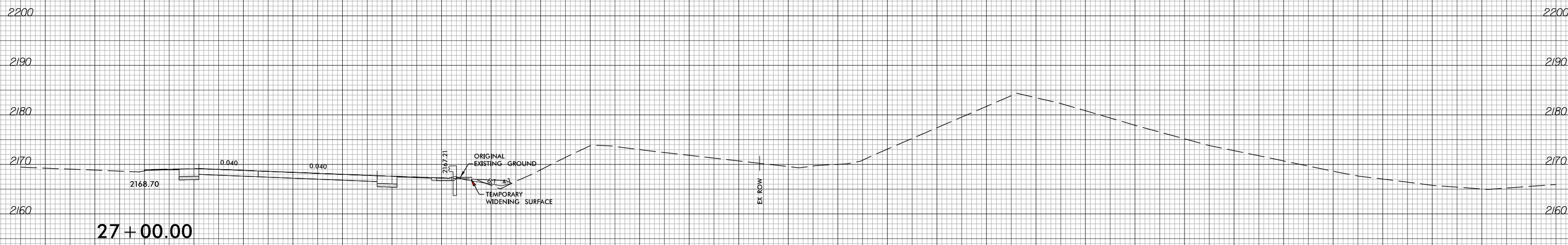
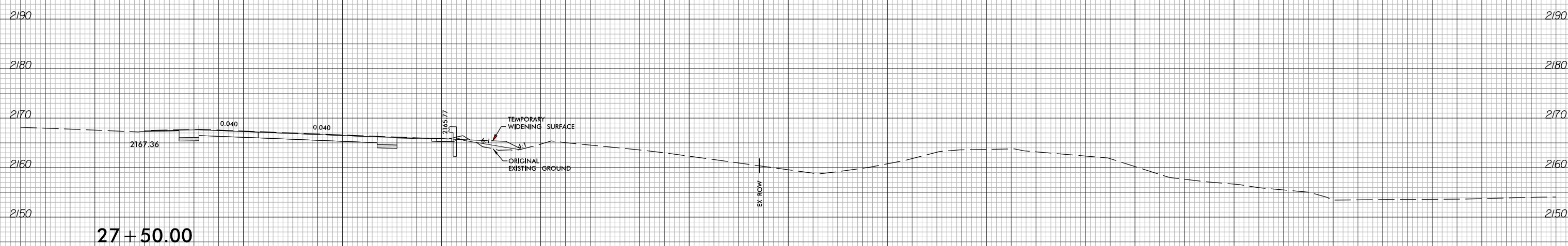
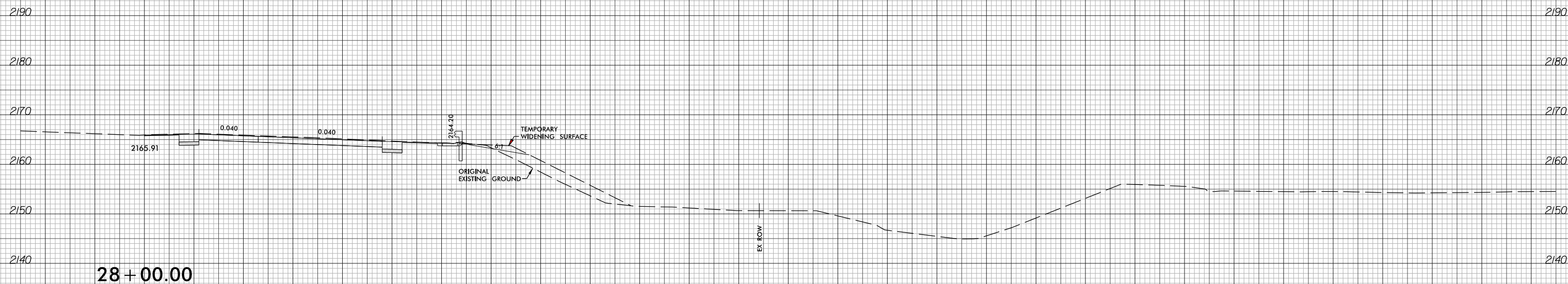
-Y_RT-

20 10 0 10 20 30 40 50 60 70 80 90 100 110 120 130 140 150 160 170 180 190 200 210 220 230 240 250 260 270 280



-Y_RT-

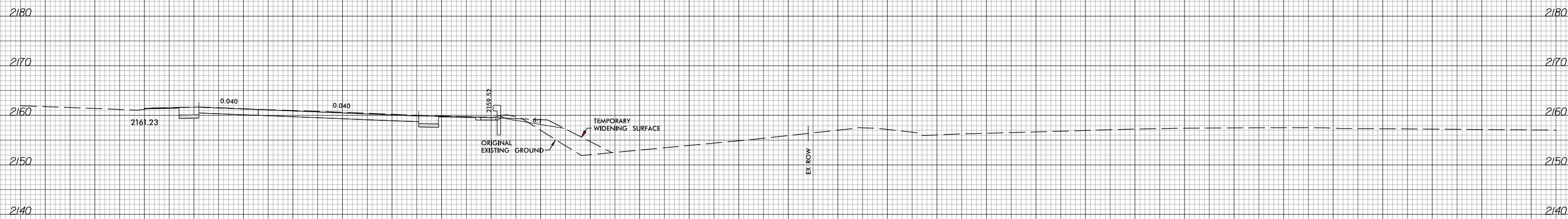
20 10 0 10 20 30 40 50 60 70 80 90 100 110 120 130 140 150 160 170 180 190 200 210 220 230 240 250 260 270 280



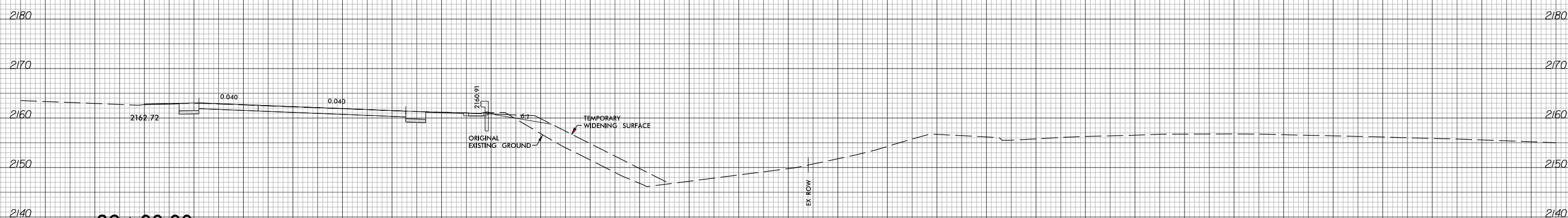
-Y_RT-

20 10 0 10 20 30 40 50 60 70 80 90 100 110 120 130 140 150 160 170 180 190 200 210 220 230 240 250 260 270 280


20 10 0 10 20 30 40 50 60 70 80 90 100 110 120 130 140 150 160 170 180 190 200 210 220 230 240 250 260 270 280



29 + 50.00



29 + 00.00

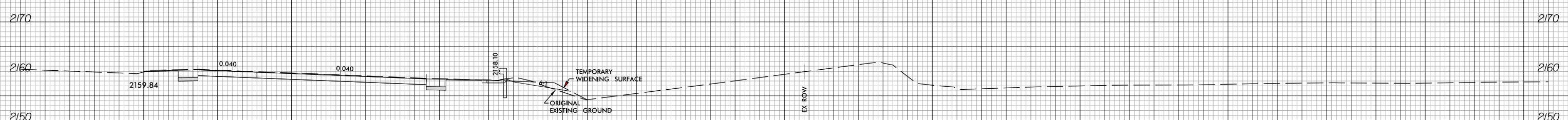
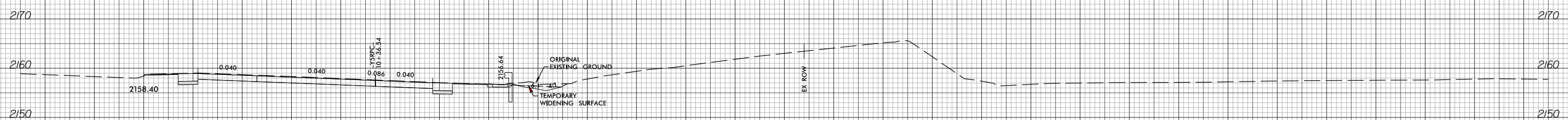
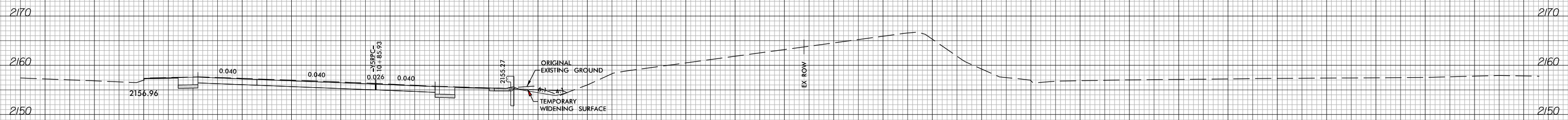


28 + 50.00

-Y_RT-

20 10 0 10 20 30 40 50 60 70 80 90 100 110 120 130 140 150 160 170 180 190 200 210 220 230 240 250 260 270 280

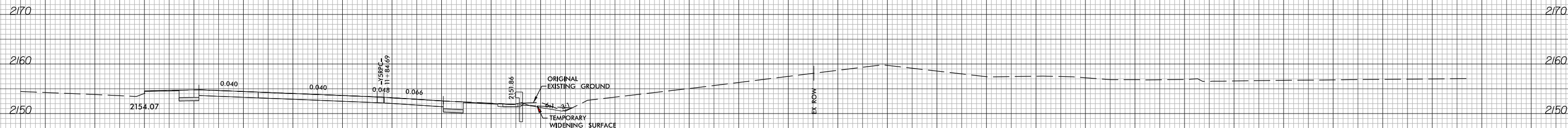
20 10 0 10 20 30 40 50 60 70 80 90 100 110 120 130 140 150 160 170 180 190 200 210 220 230 240 250 260 270 280



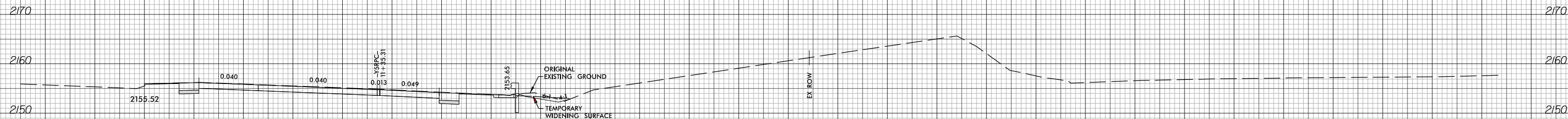
-Y_RT-

20 10 0 10 20 30 40 50 60 70 80 90 100 110 120 130 140 150 160 170 180 190 200 210 220 230 240 250 260 270 280

20 10 0 10 20 30 40 50 60 70 80 90 100 110 120 130 140 150 160 170 180 190 200 210 220 230 240 250 260 270 280



32 + 00.00

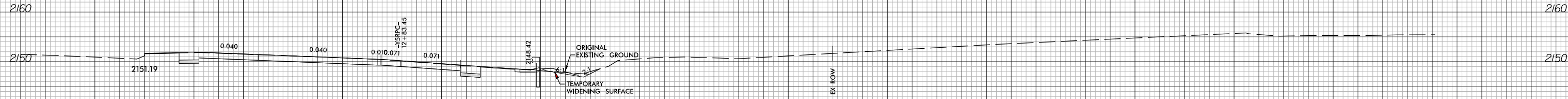


31 + 50.00

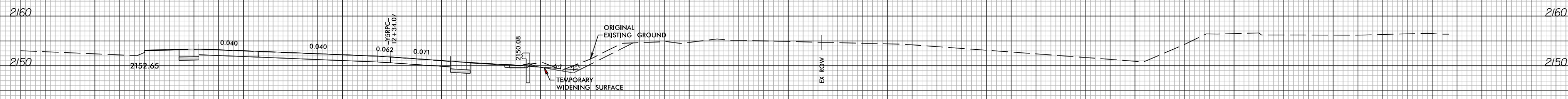
-Y_RT-

20 10 0 10 20 30 40 50 60 70 80 90 100 110 120 130 140 150 160 170 180 190 200 210 220 230 240 250 260 270 280

20 10 0 10 20 30 40 50 60 70 80 90 100 110 120 130 140 150 160 170 180 190 200 210 220 230 240 250 260 270 280



33 + 00.00

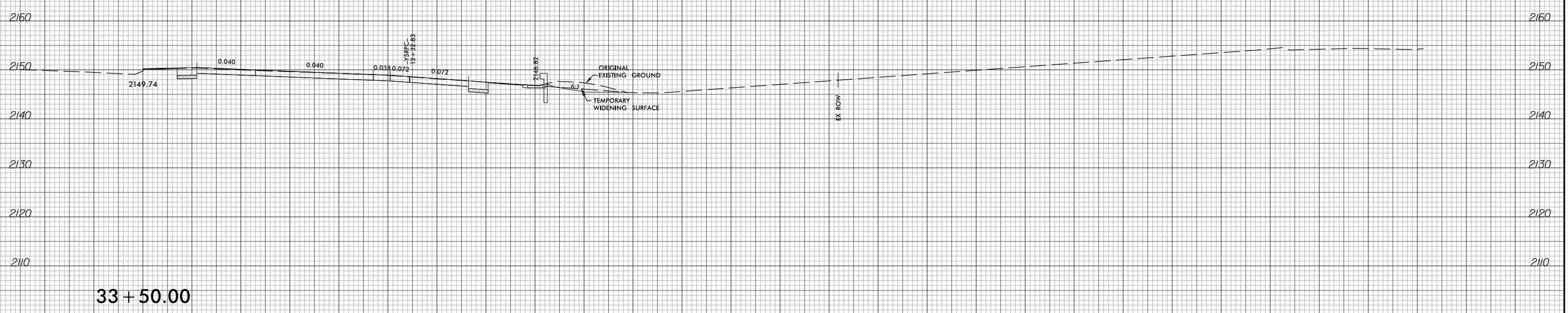
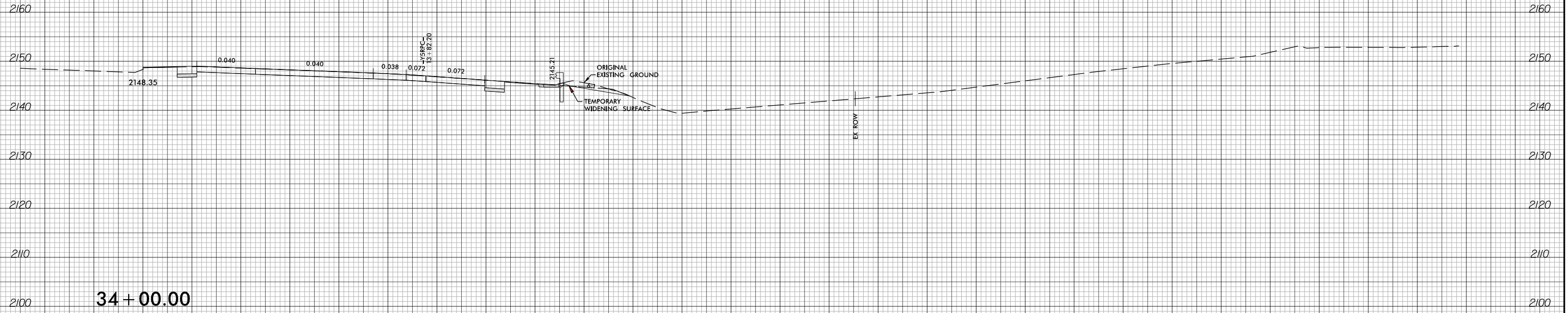


32 + 50.00

-Y_RT-

20 10 0 10 20 30 40 50 60 70 80 90 100 110 120 130 140 150 160 170 180 190 200 210 220 230 240 250 260 270 280

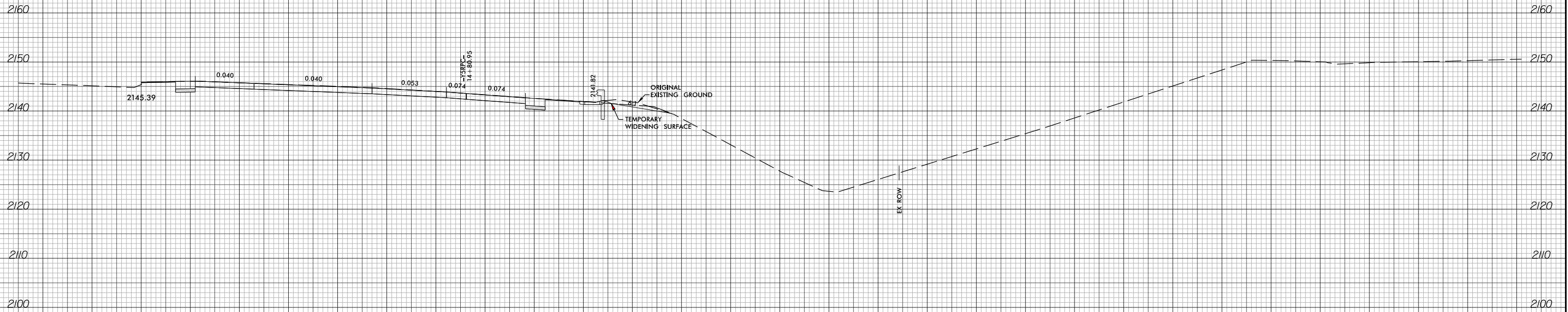
20 10 0 10 20 30 40 50 60 70 80 90 100 110 120 130 140 150 160 170 180 190 200 210 220 230 240 250 260 270 280



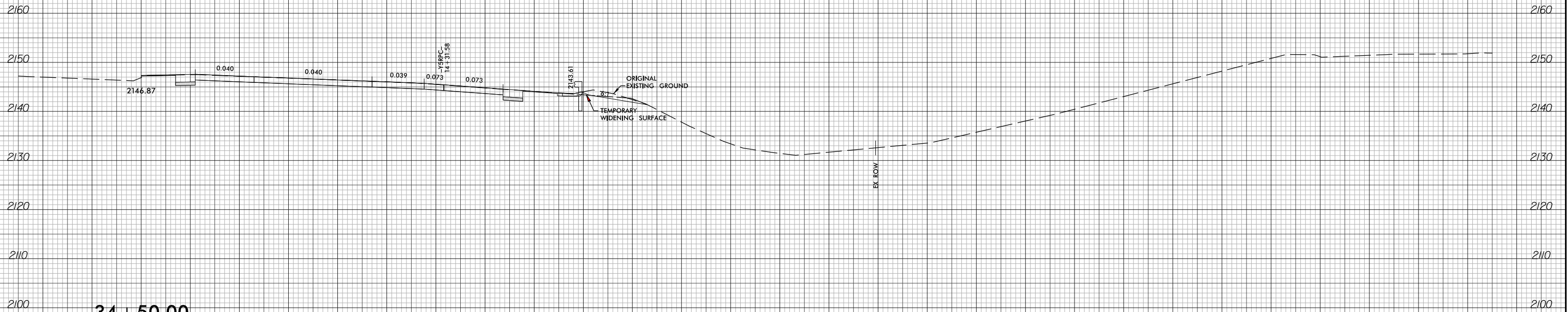
-Y_RT-

20 10 0 10 20 30 40 50 60 70 80 90 100 110 120 130 140 150 160 170 180 190 200 210 220 230 240 250 260 270 280

20 10 0 10 20 30 40 50 60 70 80 90 100 110 120 130 140 150 160 170 180 190 200 210 220 230 240 250 260 270 280



35 + 00.00

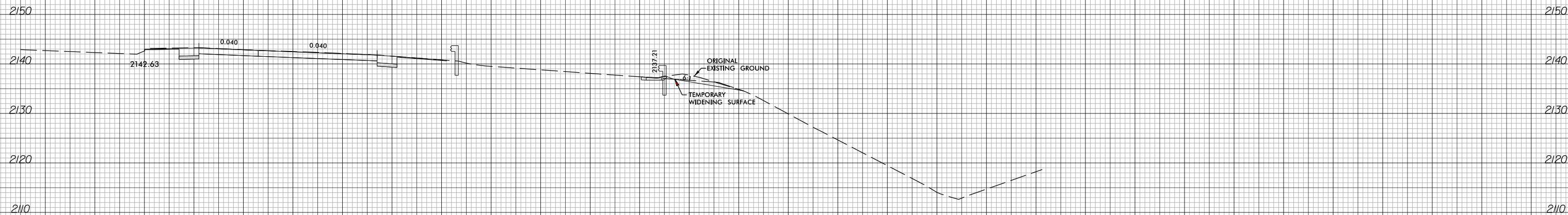


34 + 50.00

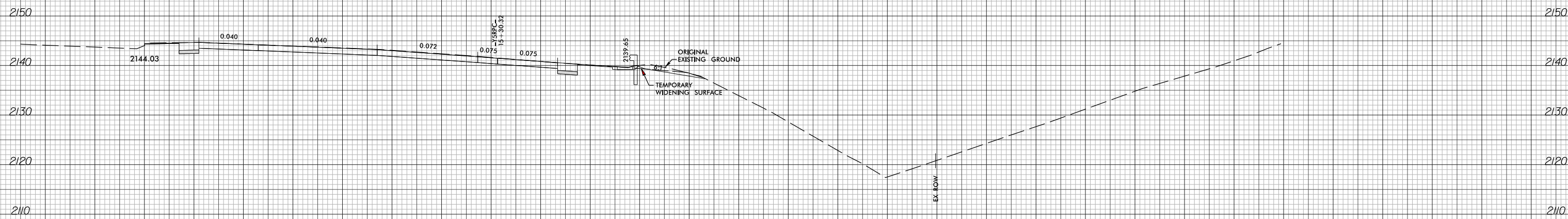
-Y_RT-

20 10 0 10 20 30 40 50 60 70 80 90 100 110 120 130 140 150 160 170 180 190 200 210 220 230 240 250 260 270 280

20 10 0 10 20 30 40 50 60 70 80 90 100 110 120 130 140 150 160 170 180 190 200 210 220 230 240 250 260 270 280



36 + 00.00

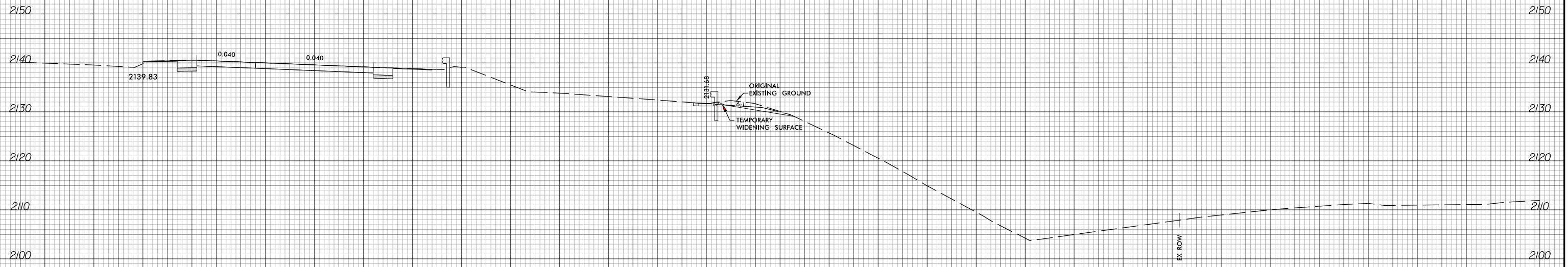


35 + 50.00

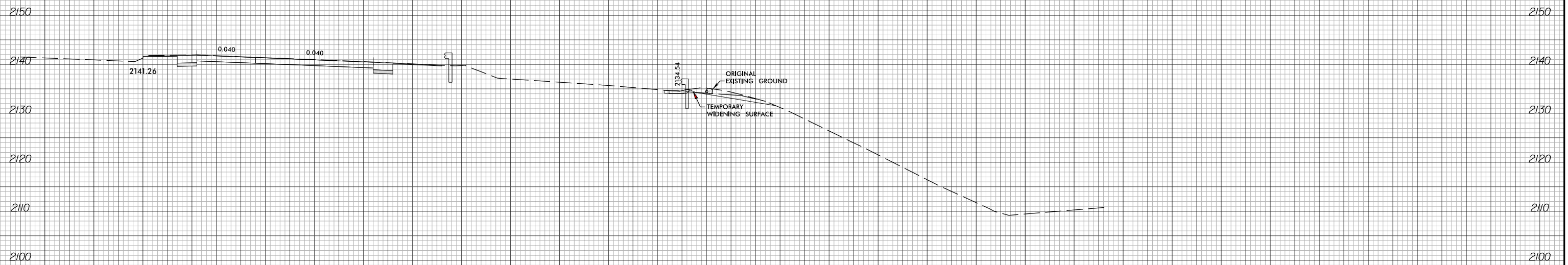
-Y_RT-

20 10 0 10 20 30 40 50 60 70 80 90 100 110 120 130 140 150 160 170 180 190 200 210 220 230 240 250 260 270 280

20 10 0 10 20 30 40 50 60 70 80 90 100 110 120 130 140 150 160 170 180 190 200 210 220 230 240 250 260 270 280



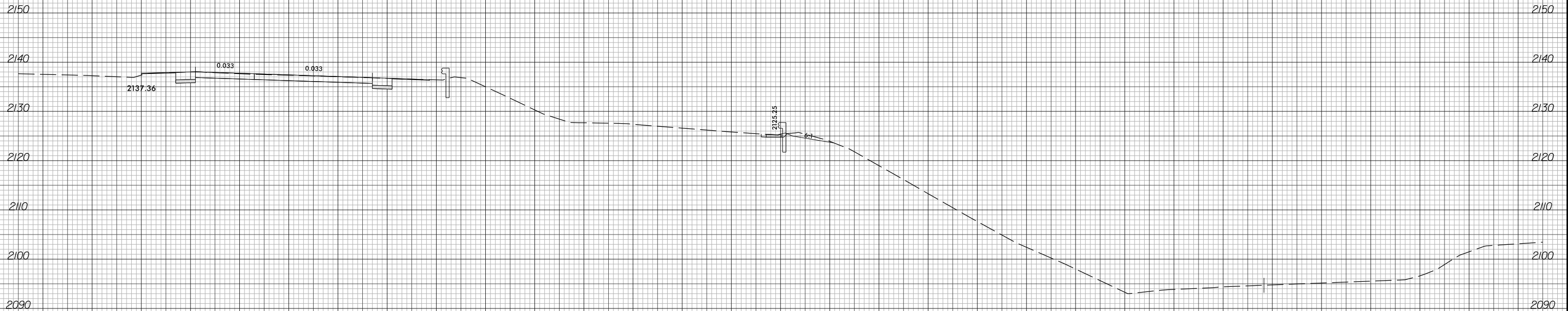
37 + 00.00



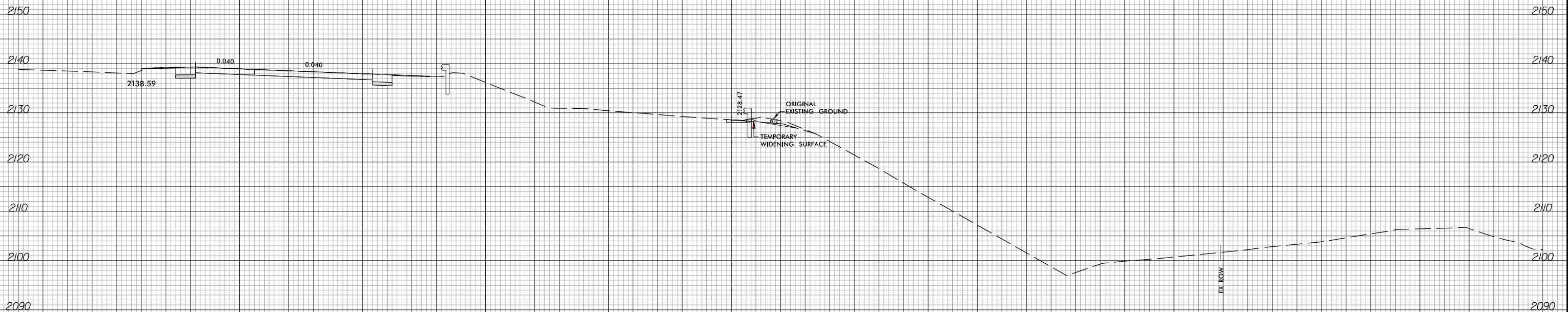
36 + 50.00

-Y_RT-

20 10 0 10 20 30 40 50 60 70 80 90 100 110 120 130 140 150 160 170 180 190 200 210 220 230 240 250 260 270 280

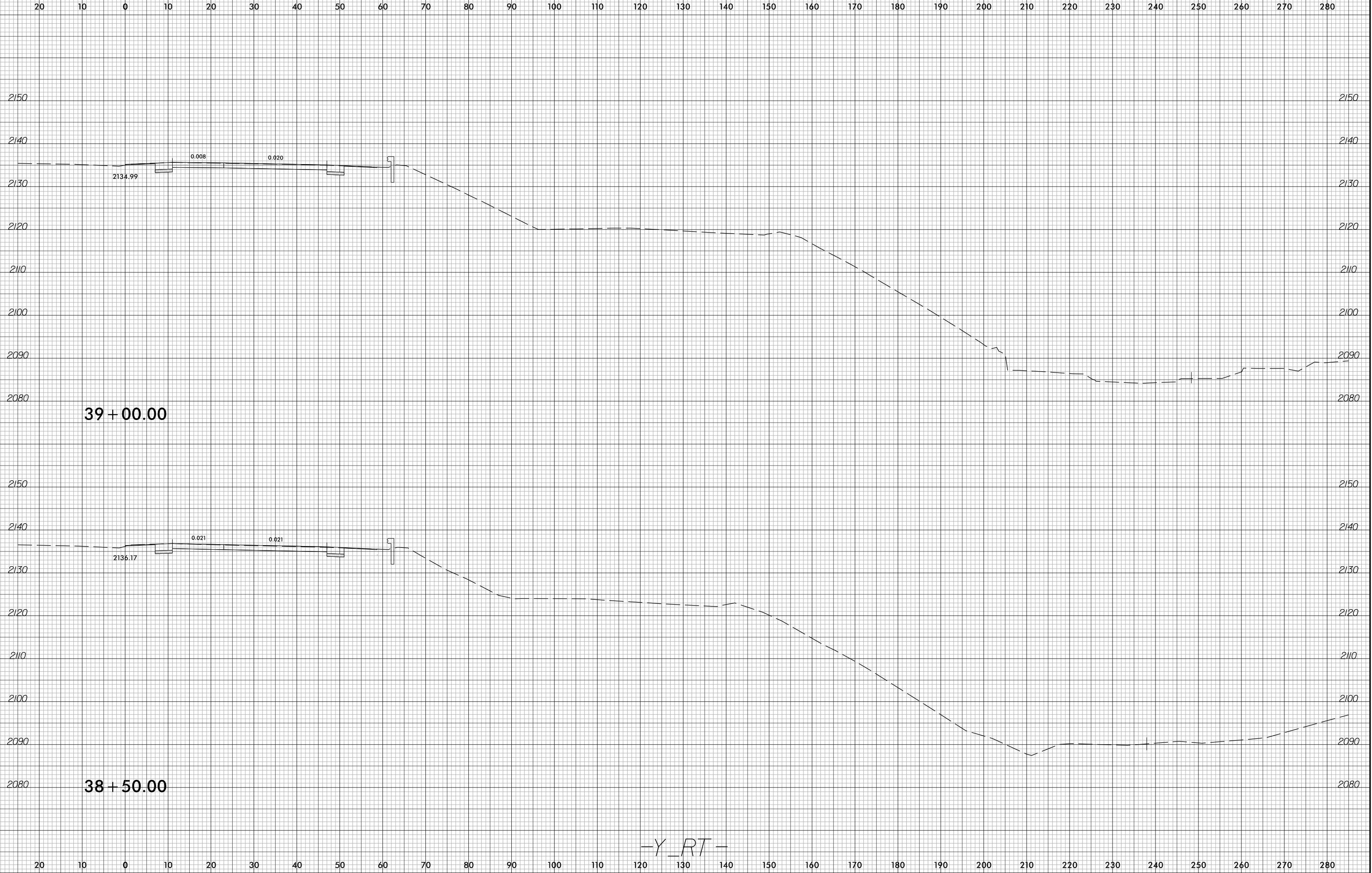


38 + 00.00



37 + 50.00

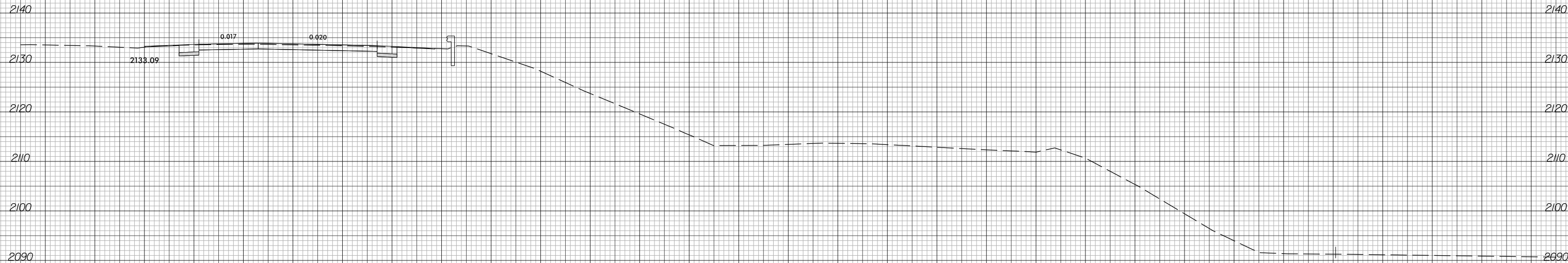
-Y_RT-



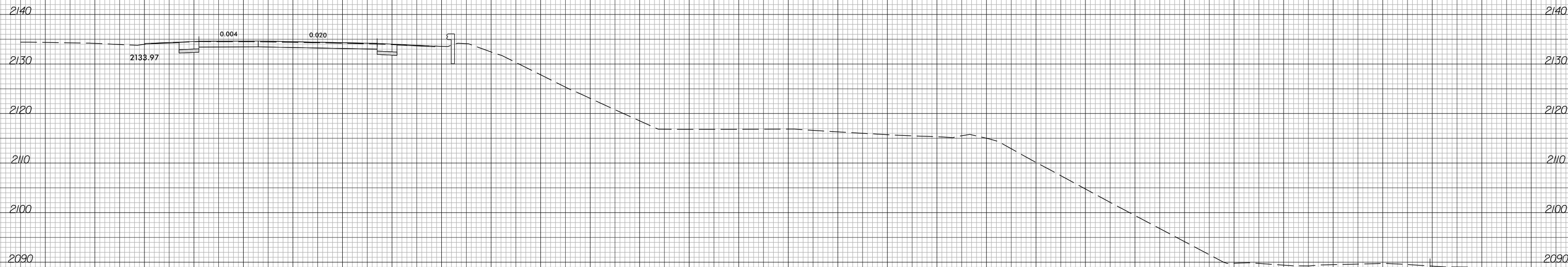
-Y_RT-



20 10 0 10 20 30 40 50 60 70 80 90 100 110 120 130 140 150 160 170 180 190 200 210 220 230 240 250 260 270 280



40 + 00.00



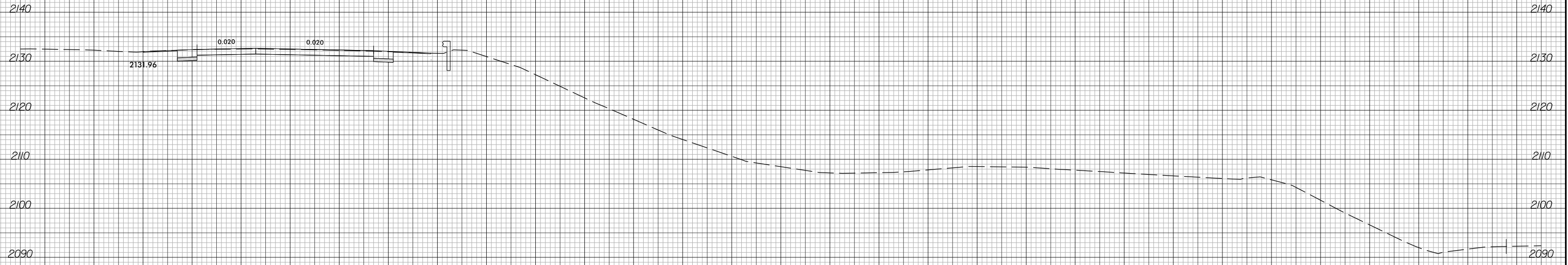
39 + 50.00

-Y_RT-

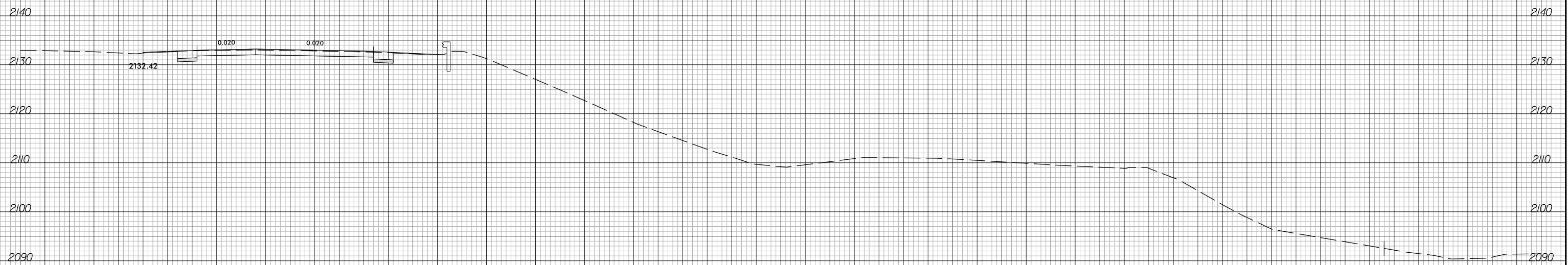
20 10 0 10 20 30 40 50 60 70 80 90 100 110 120 130 140 150 160 170 180 190 200 210 220 230 240 250 260 270 280



20 10 0 10 20 30 40 50 60 70 80 90 100 110 120 130 140 150 160 170 180 190 200 210 220 230 240 250 260 270 280



41+00.00

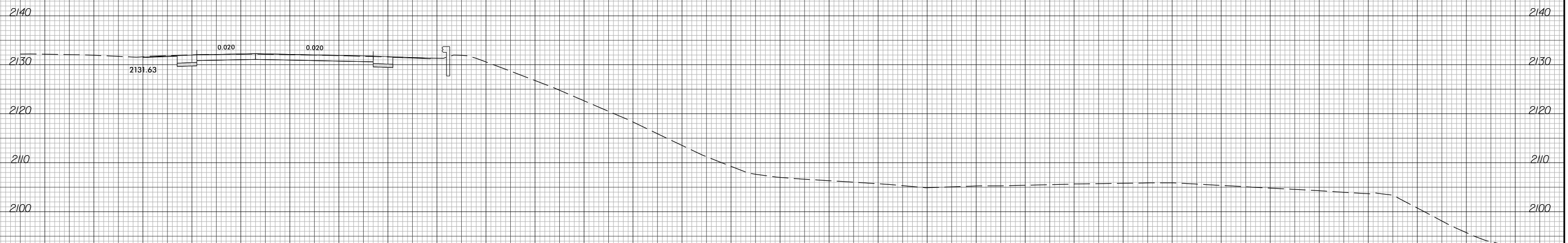
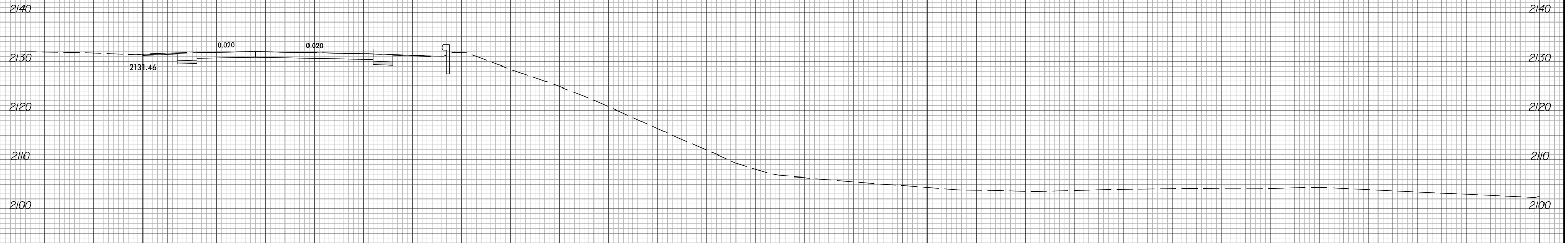
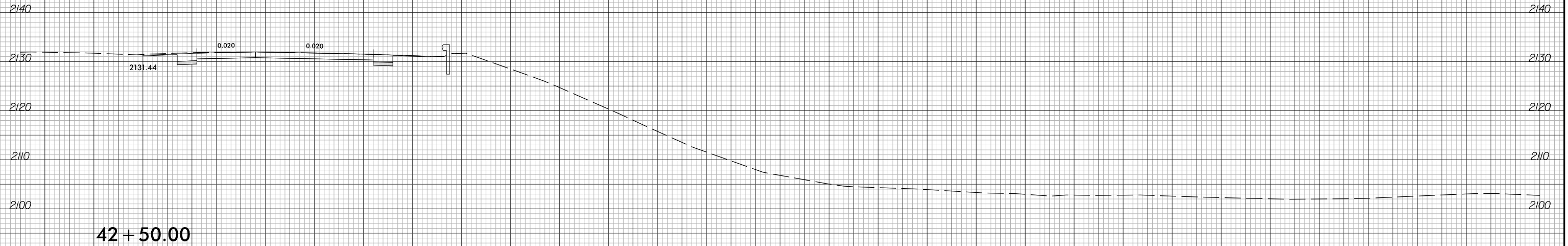


40+50.00

-Y_RT-

20 10 0 10 20 30 40 50 60 70 80 90 100 110 120 130 140 150 160 170 180 190 200 210 220 230 240 250 260 270 280

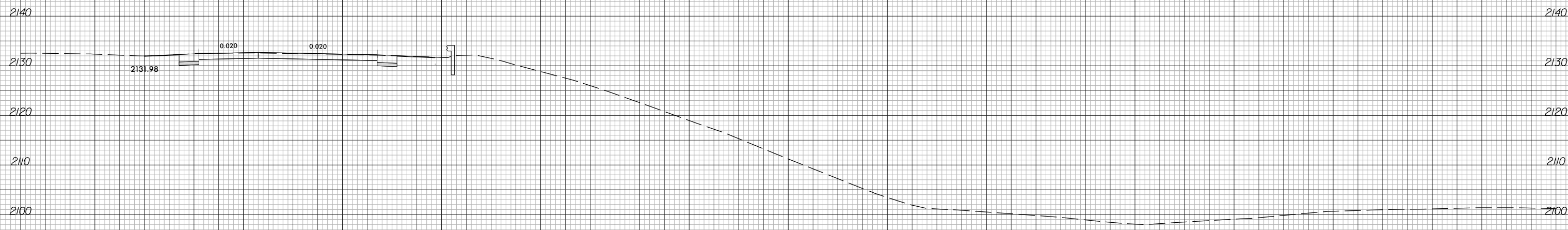
20 10 0 10 20 30 40 50 60 70 80 90 100 110 120 130 140 150 160 170 180 190 200 210 220 230 240 250 260 270 280



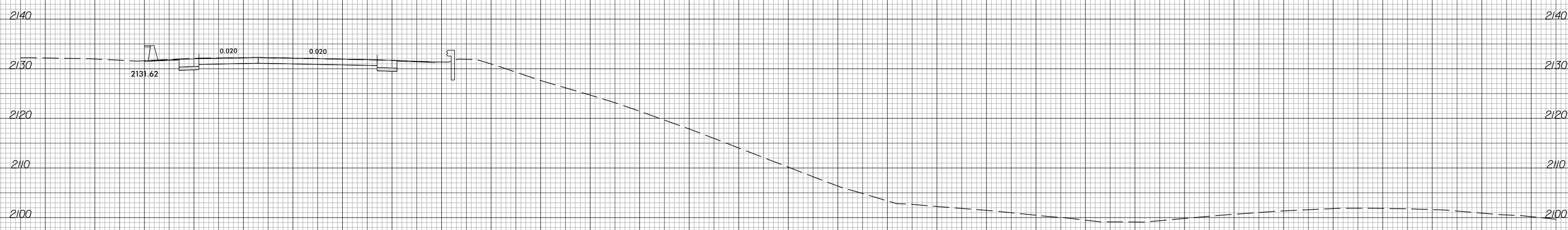
-Y_RT-

20 10 0 10 20 30 40 50 60 70 80 90 100 110 120 130 140 150 160 170 180 190 200 210 220 230 240 250 260 270 280

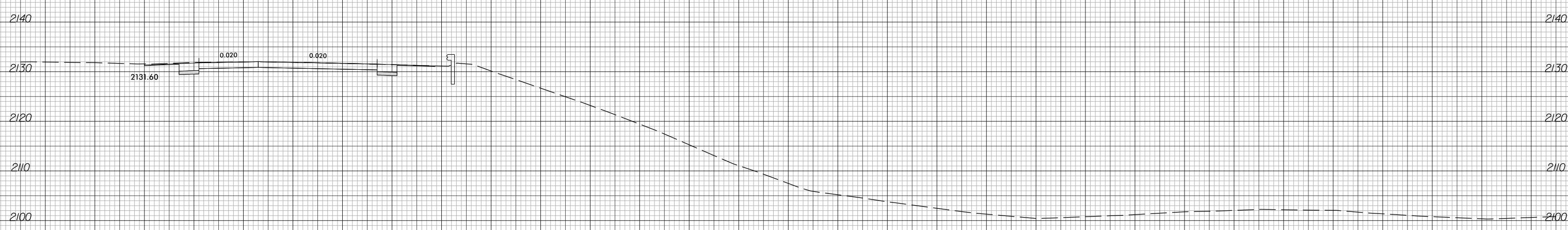
20 10 0 10 20 30 40 50 60 70 80 90 100 110 120 130 140 150 160 170 180 190 200 210 220 230 240 250 260 270 280



44 + 00.00



43 + 50.00

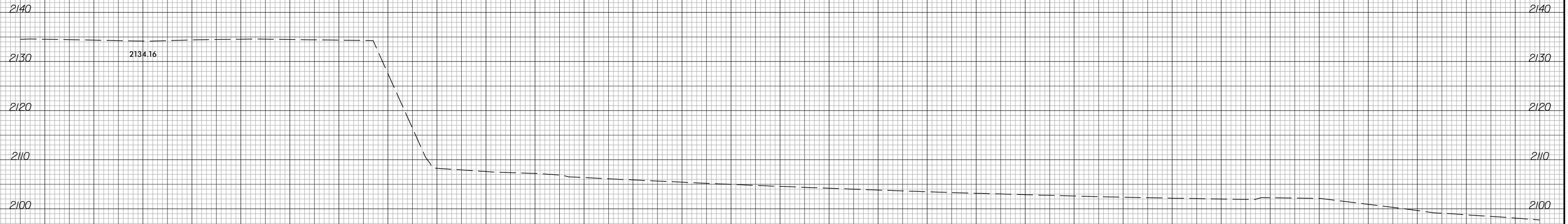


43 + 00.00

-Y_RT-

20 10 0 10 20 30 40 50 60 70 80 90 100 110 120 130 140 150 160 170 180 190 200 210 220 230 240 250 260 270 280

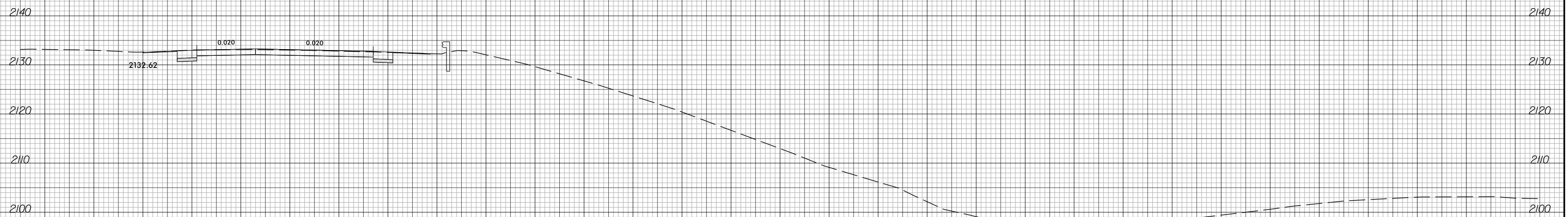
20 10 0 10 20 30 40 50 60 70 80 90 100 110 120 130 140 150 160 170 180 190 200 210 220 230 240 250 260 270 280



45 + 50.00



45 + 00.00



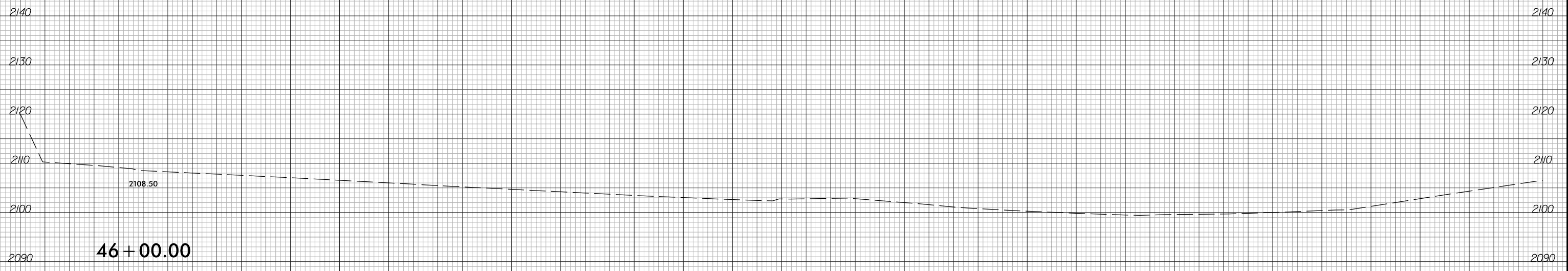
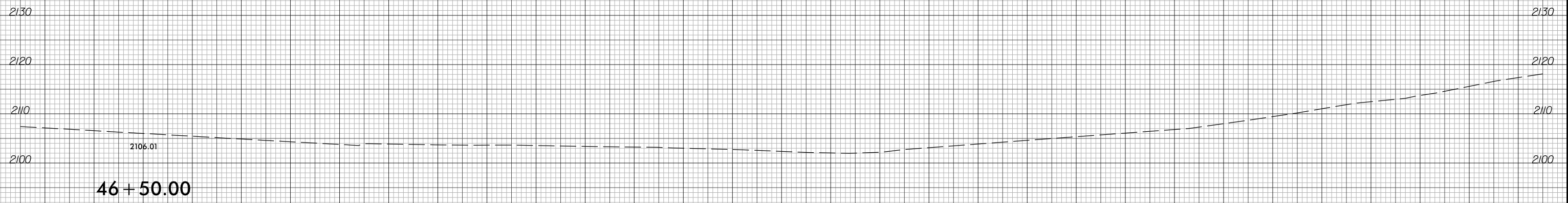
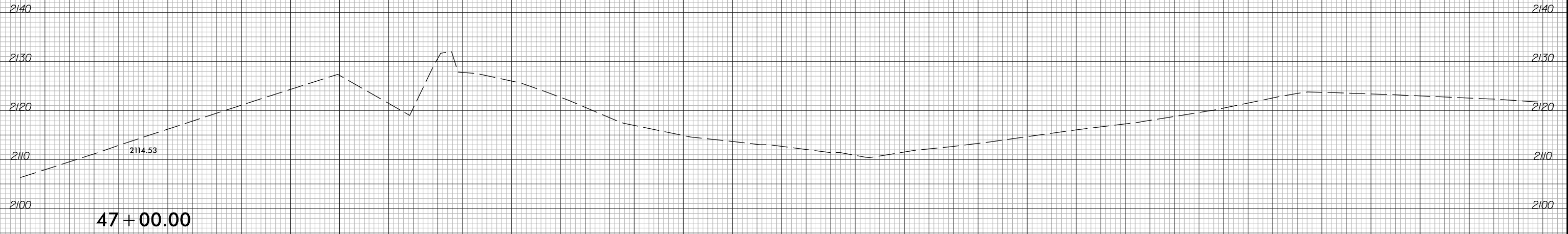
44 + 50.00

-Y_RT-

20 10 0 10 20 30 40 50 60 70 80 90 100 110 120 130 140 150 160 170 180 190 200 210 220 230 240 250 260 270 280

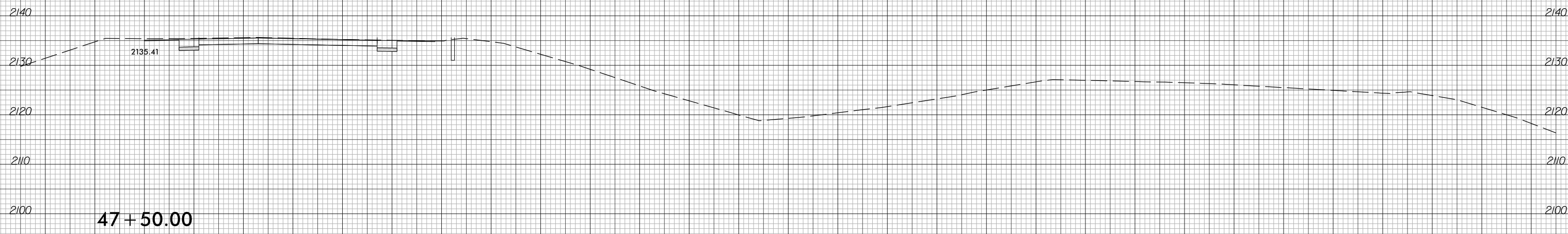
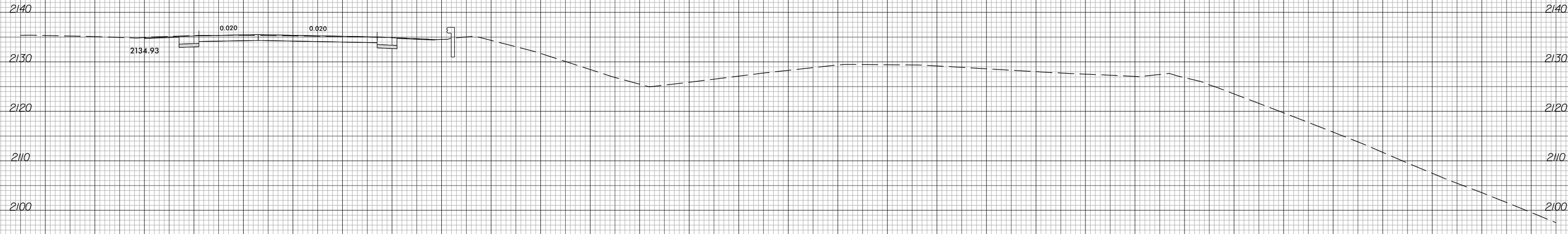
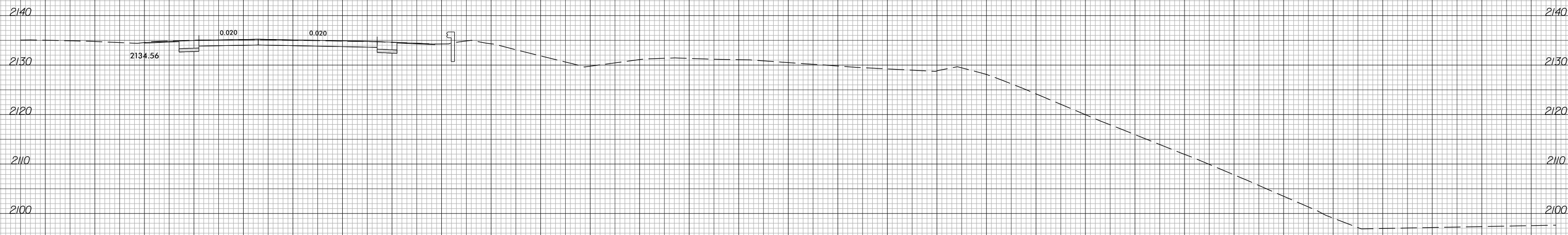


20 10 0 10 20 30 40 50 60 70 80 90 100 110 120 130 140 150 160 170 180 190 200 210 220 230 240 250 260 270 280



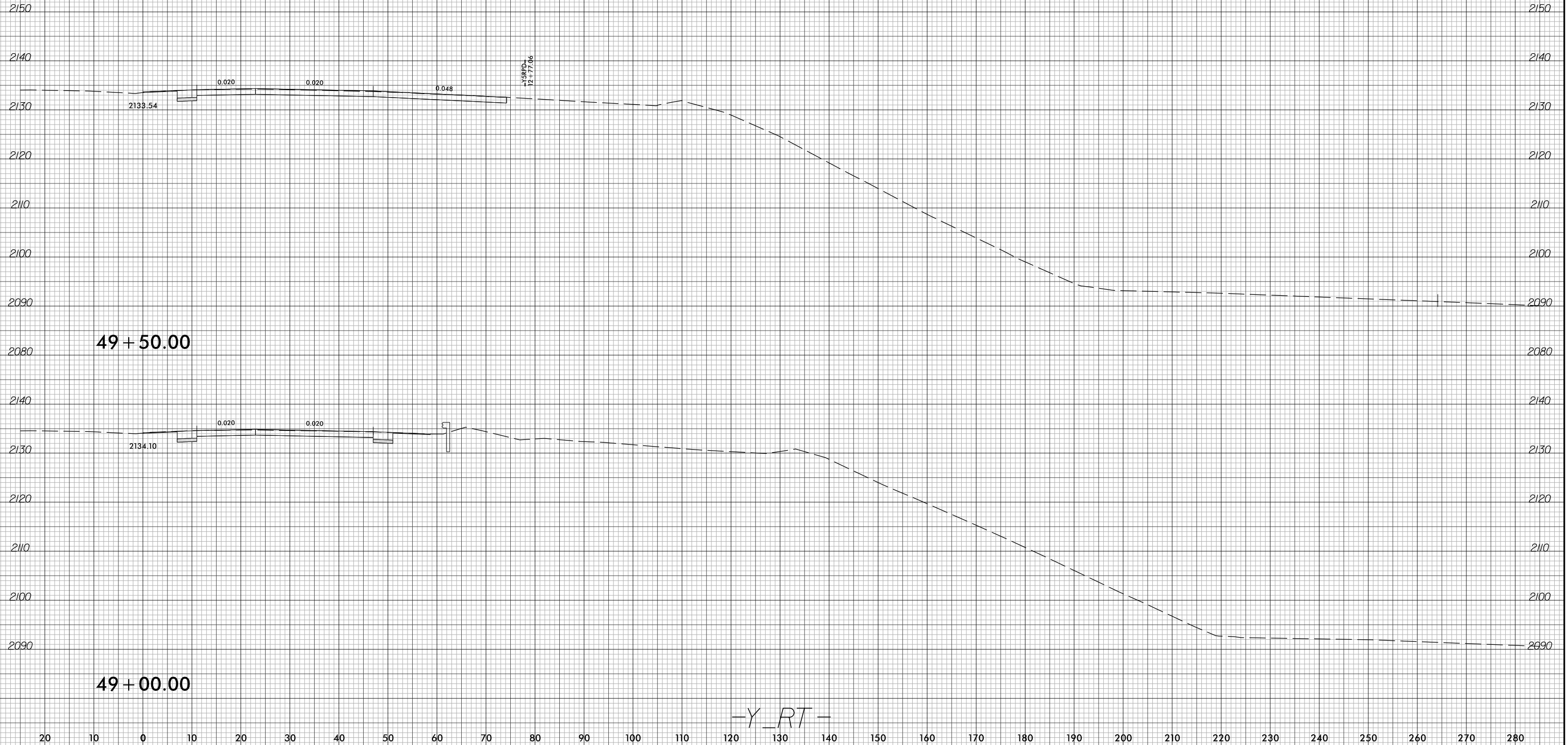
-Y_RT-

20 10 0 10 20 30 40 50 60 70 80 90 100 110 120 130 140 150 160 170 180 190 200 210 220 230 240 250 260 270 280



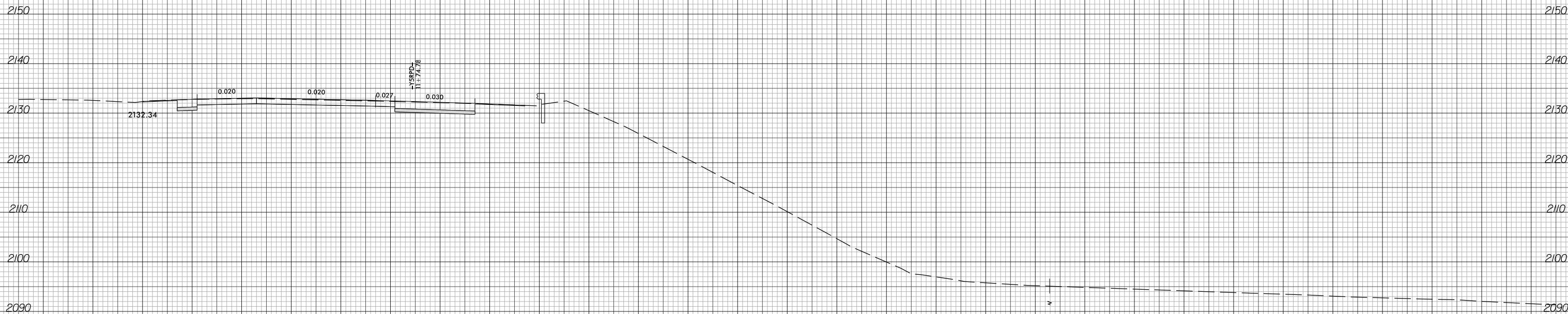
-Y_RT-

20 10 0 10 20 30 40 50 60 70 80 90 100 110 120 130 140 150 160 170 180 190 200 210 220 230 240 250 260 270 280

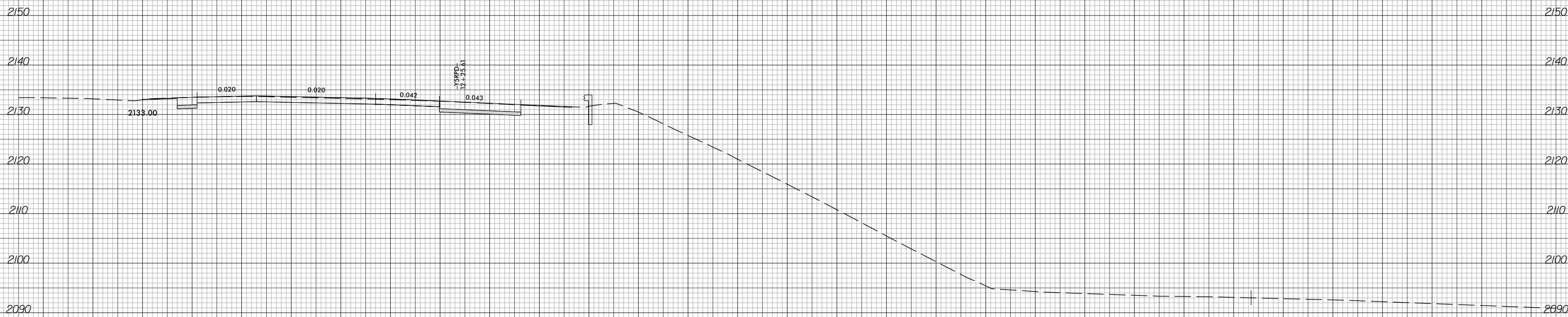


-Y_RT-

20 10 0 10 20 30 40 50 60 70 80 90 100 110 120 130 140 150 160 170 180 190 200 210 220 230 240 250 260 270 280



50 + 50.00



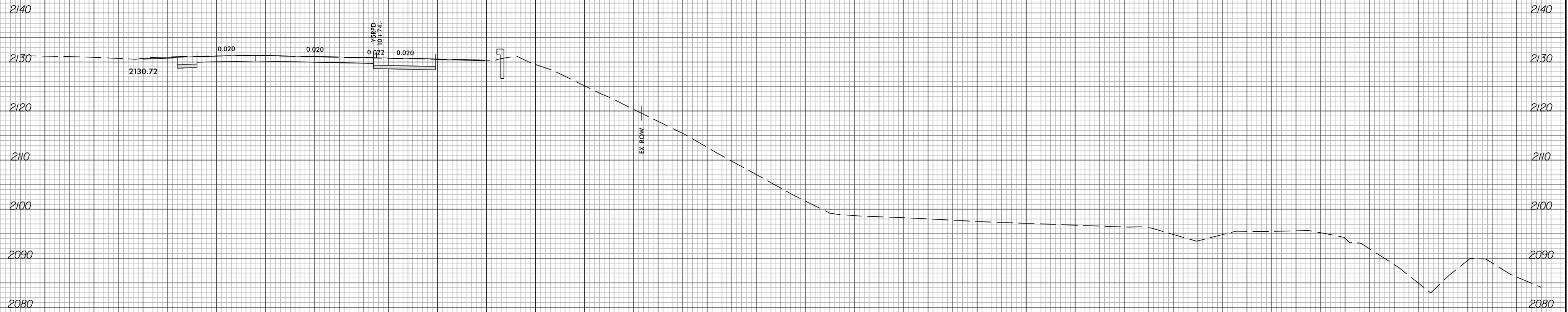
50 + 00.00

-Y_RT-

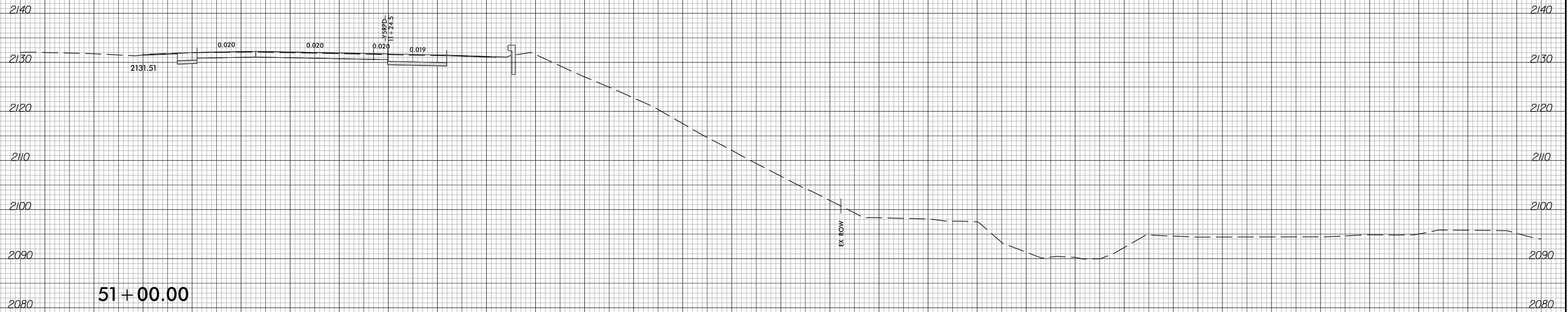
20 10 0 10 20 30 40 50 60 70 80 90 100 110 120 130 140 150 160 170 180 190 200 210 220 230 240 250 260 270 280



20 10 0 10 20 30 40 50 60 70 80 90 100 110 120 130 140 150 160 170 180 190 200 210 220 230 240 250 260 270 280



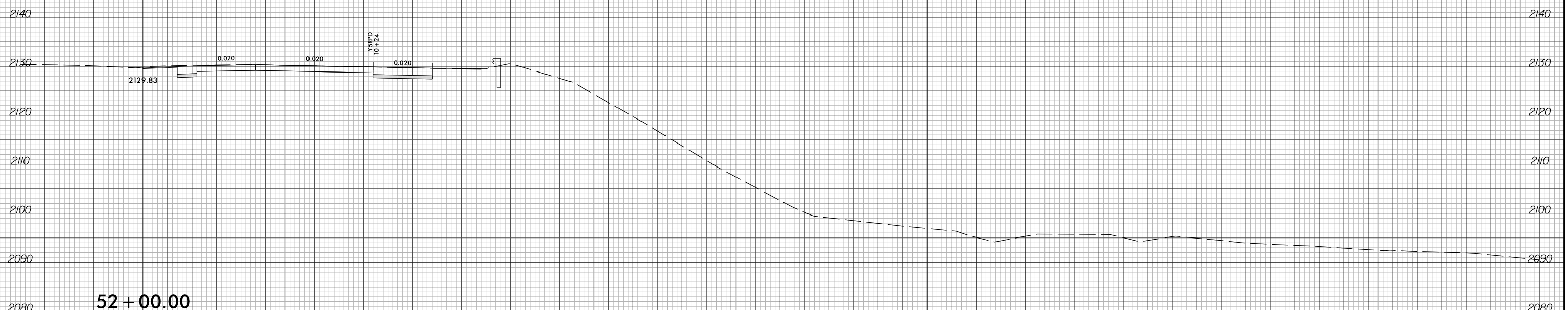
51+50.00



51+00.00

-Y_RT-

20 10 0 10 20 30 40 50 60 70 80 90 100 110 120 130 140 150 160 170 180 190 200 210 220 230 240 250 260 270 280



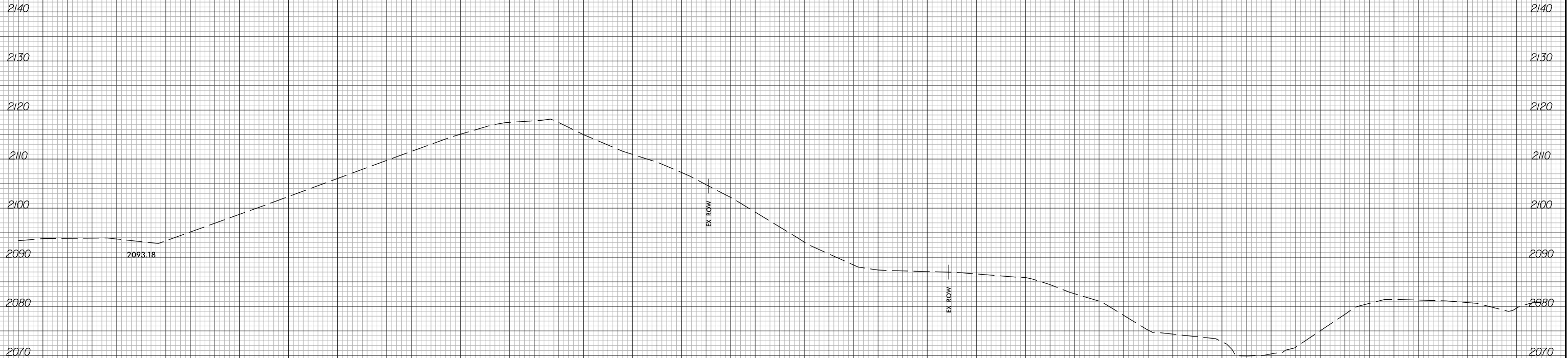
-Y_RT-

20 10 0 10 20 30 40 50 60 70 80 90 100 110 120 130 140 150 160 170 180 190 200 210 220 230 240 250 260 270 280

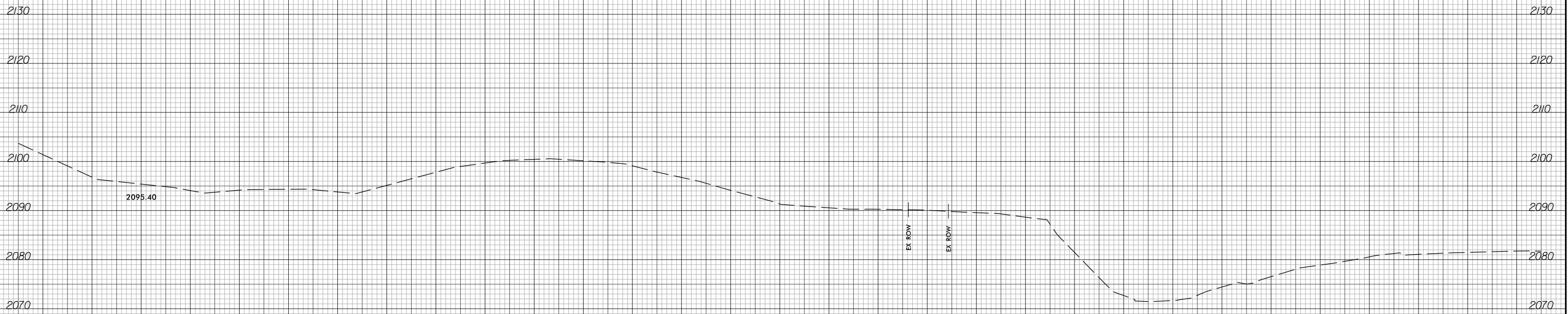




20 10 0 10 20 30 40 50 60 70 80 90 100 110 120 130 140 150 160 170 180 190 200 210 220 230 240 250 260 270 280



54 + 50.00

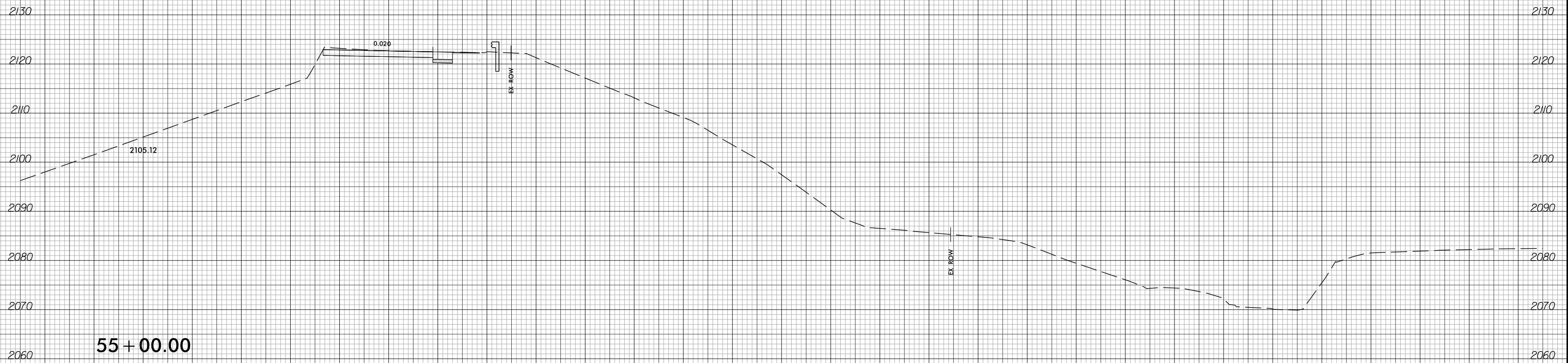
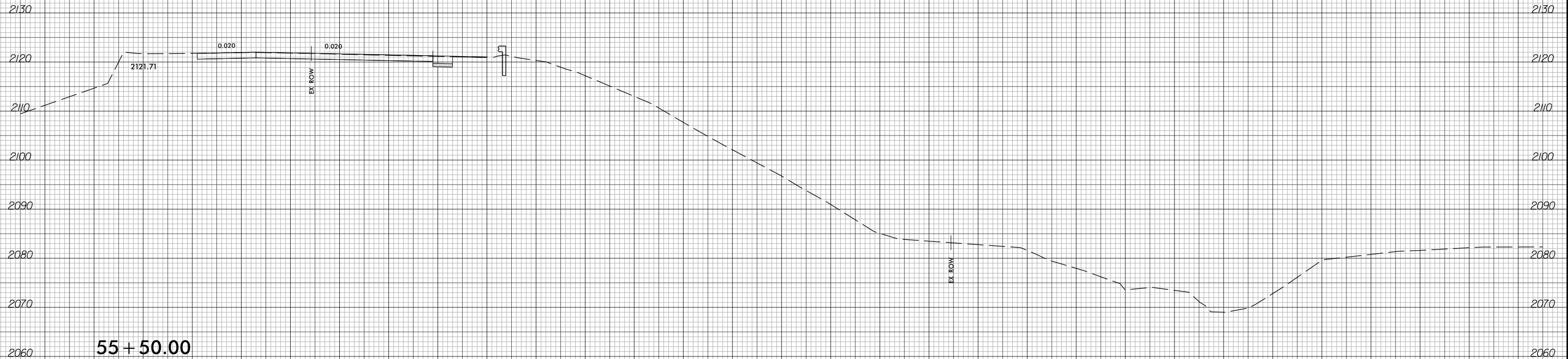


54 + 00.00

-Y_RT-

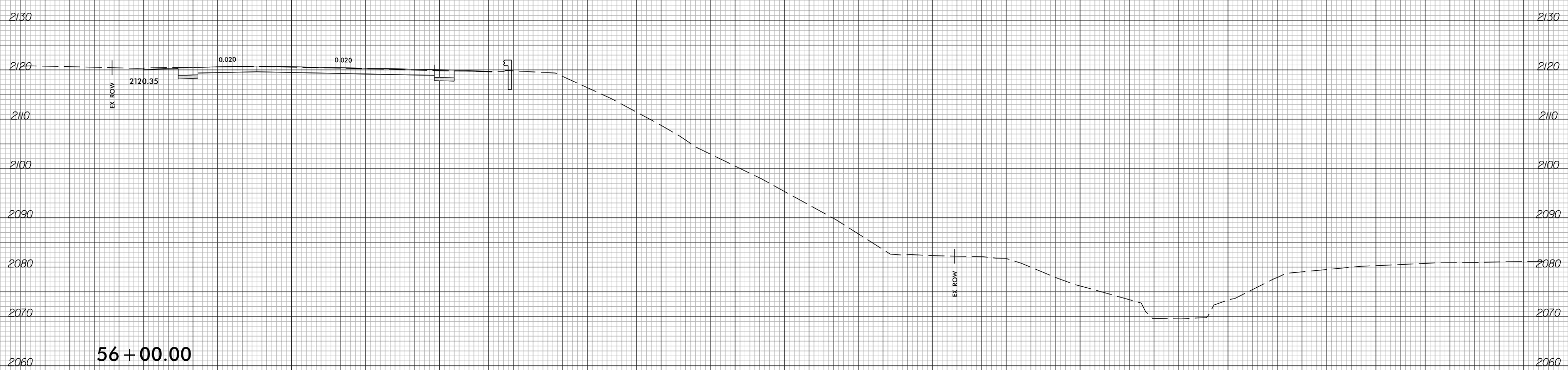
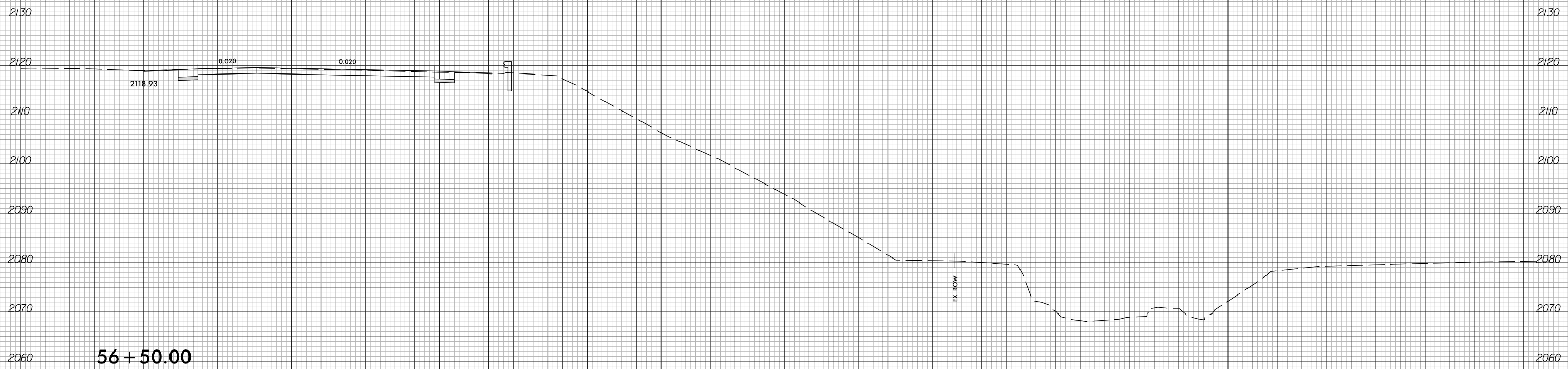


20 10 0 10 20 30 40 50 60 70 80 90 100 110 120 130 140 150 160 170 180 190 200 210 220 230 240 250 260 270 280



-Y_RT-

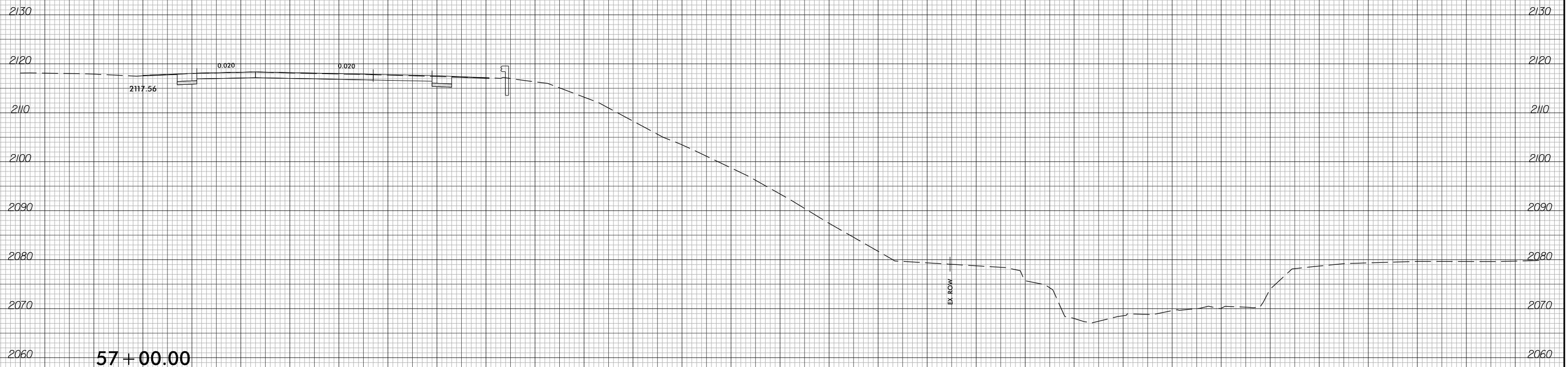
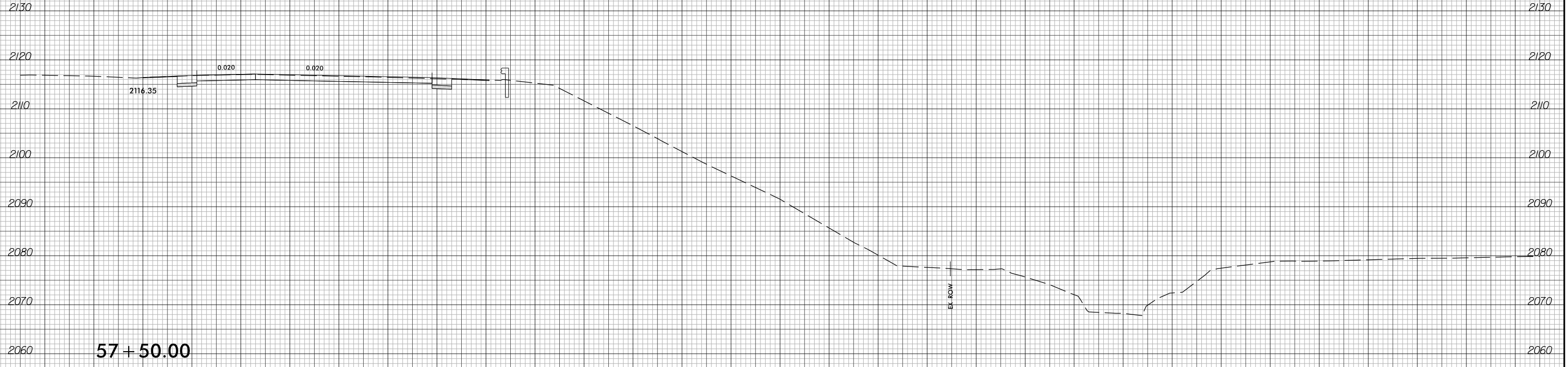
20 10 0 10 20 30 40 50 60 70 80 90 100 110 120 130 140 150 160 170 180 190 200 210 220 230 240 250 260 270 280



-Y_RT-

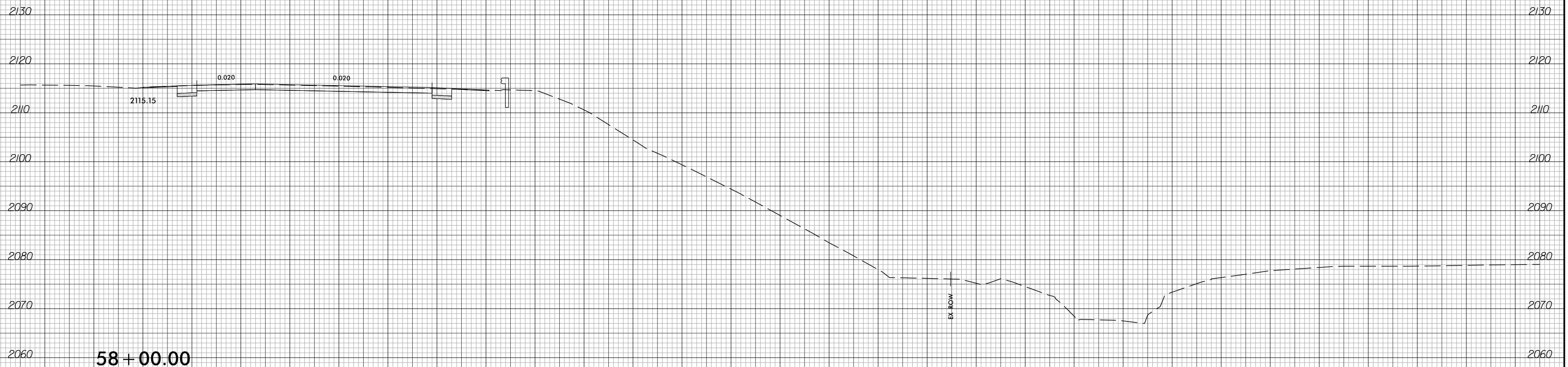
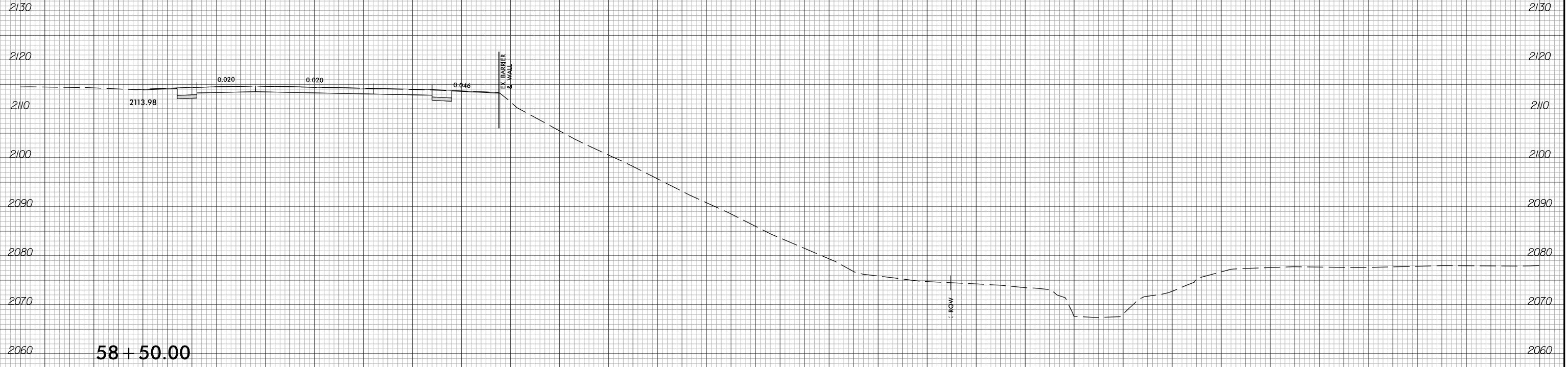


20 10 0 10 20 30 40 50 60 70 80 90 100 110 120 130 140 150 160 170 180 190 200 210 220 230 240 250 260 270 280



-Y_RT-

20 10 0 10 20 30 40 50 60 70 80 90 100 110 120 130 140 150 160 170 180 190 200 210 220 230 240 250 260 270 280



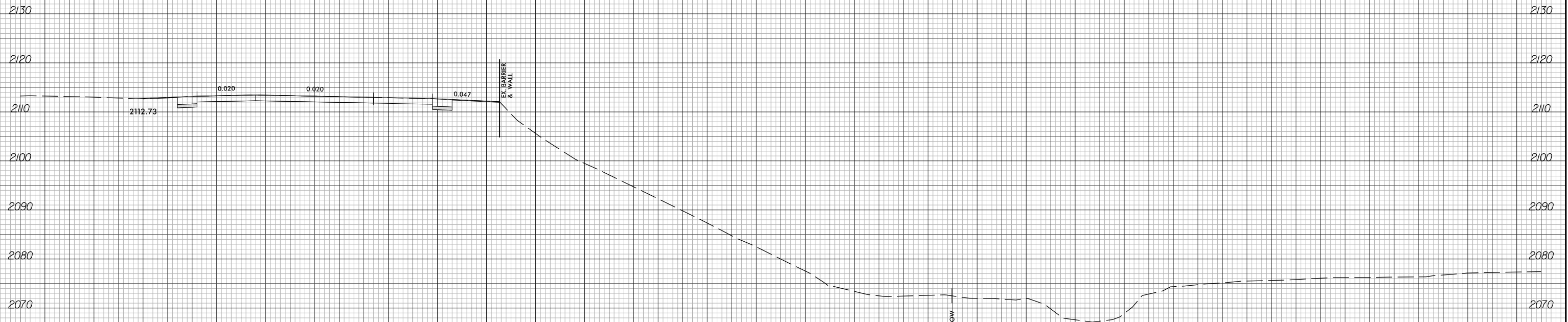
-Y_RT-



20 10 0 10 20 30 40 50 60 70 80 90 100 110 120 130 140 150 160 170 180 190 200 210 220 230 240 250 260 270 280



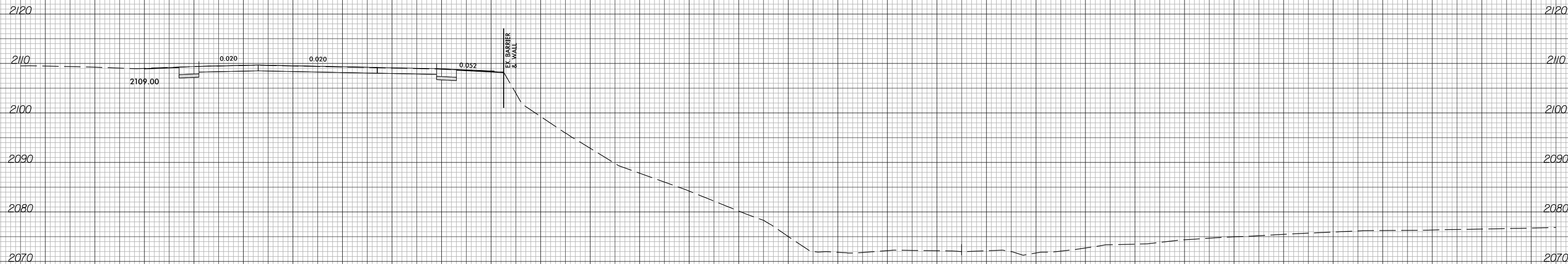
59 + 50.00



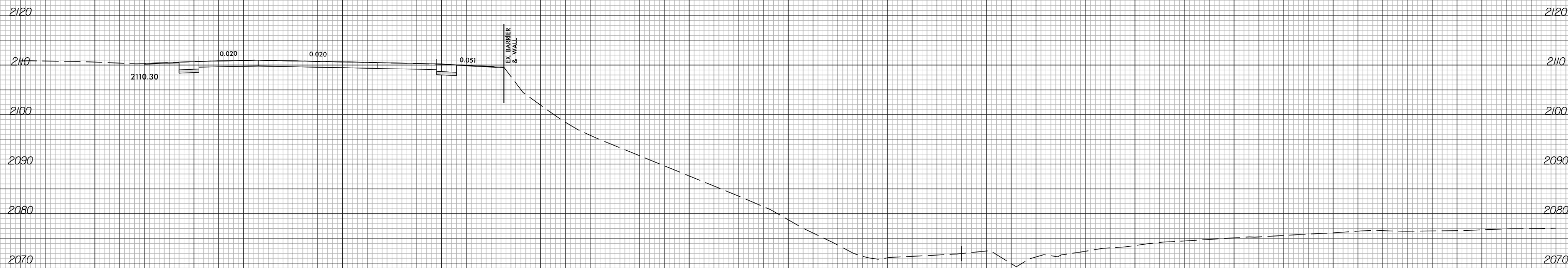
59 + 00.00

-Y_RT-

20 10 0 10 20 30 40 50 60 70 80 90 100 110 120 130 140 150 160 170 180 190 200 210 220 230 240 250 260 270 280



60 + 50.00



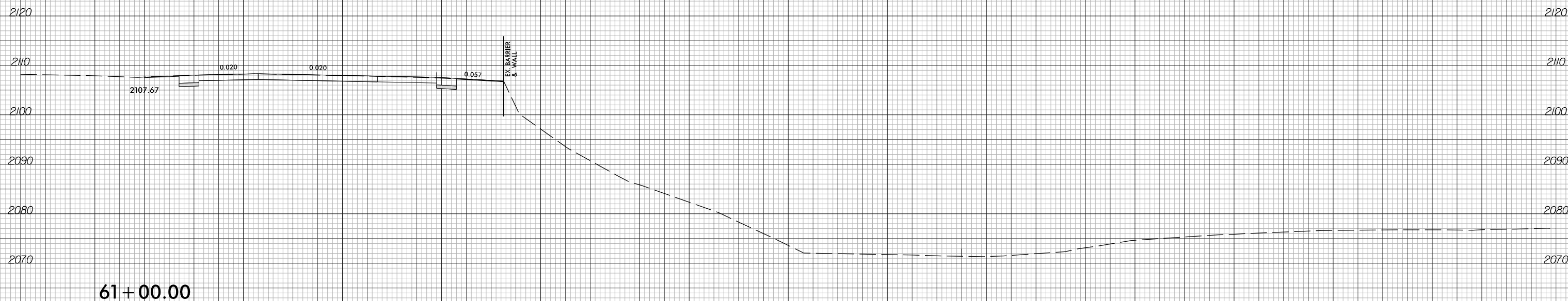
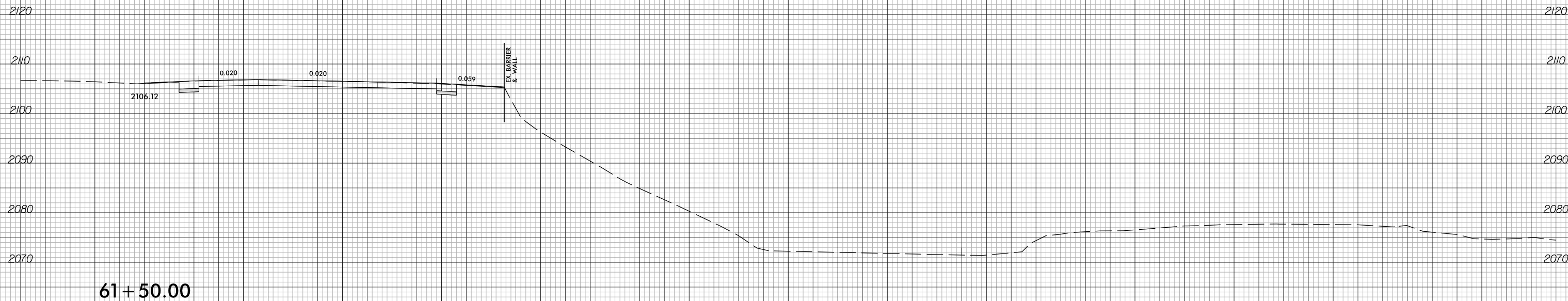
60 + 00.00

-Y_RT-

20 10 0 10 20 30 40 50 60 70 80 90 100 110 120 130 140 150 160 170 180 190 200 210 220 230 240 250 260 270 280



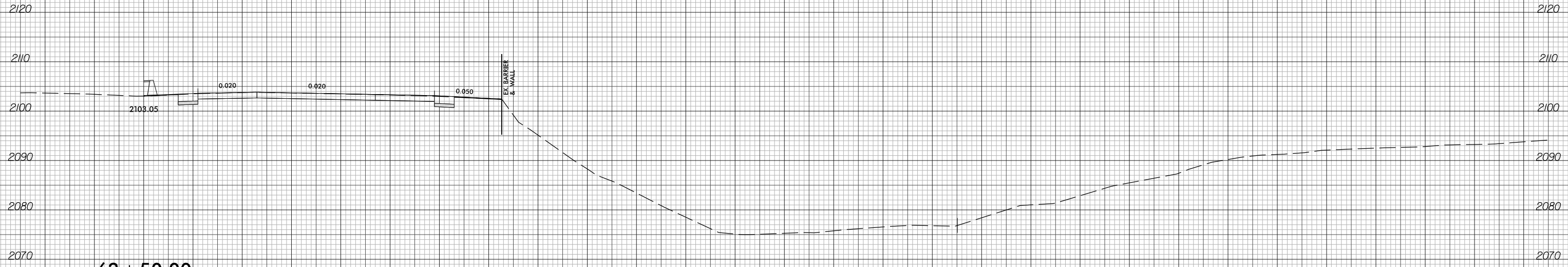
20 10 0 10 20 30 40 50 60 70 80 90 100 110 120 130 140 150 160 170 180 190 200 210 220 230 240 250 260 270 280



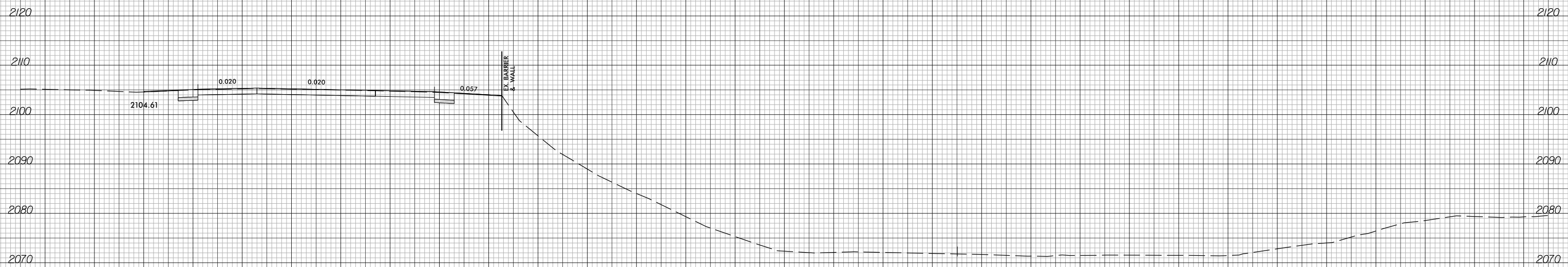
-Y_RT-



20 10 0 10 20 30 40 50 60 70 80 90 100 110 120 130 140 150 160 170 180 190 200 210 220 230 240 250 260 270 280



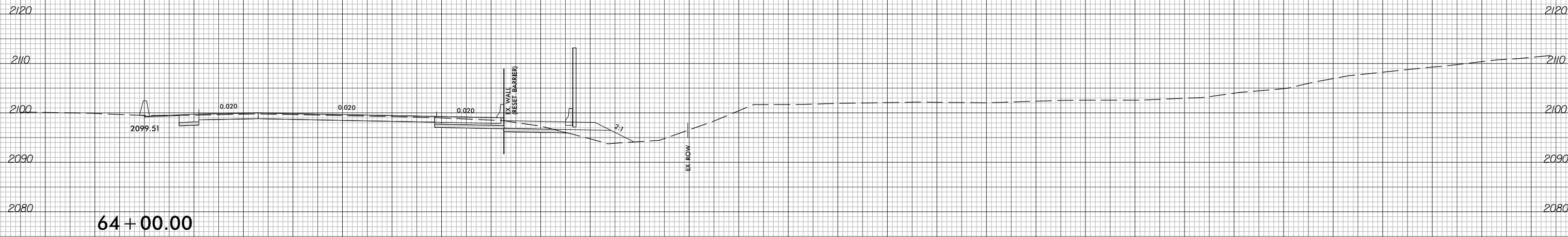
62 + 50.00



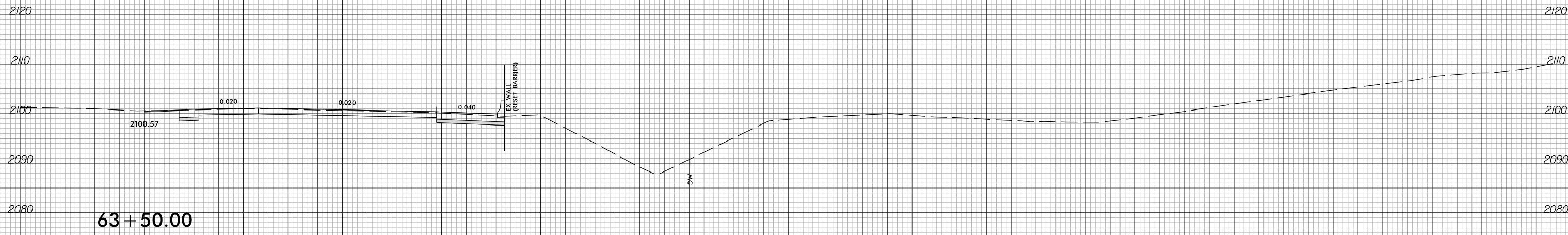
62 + 00.00

-Y_RT-

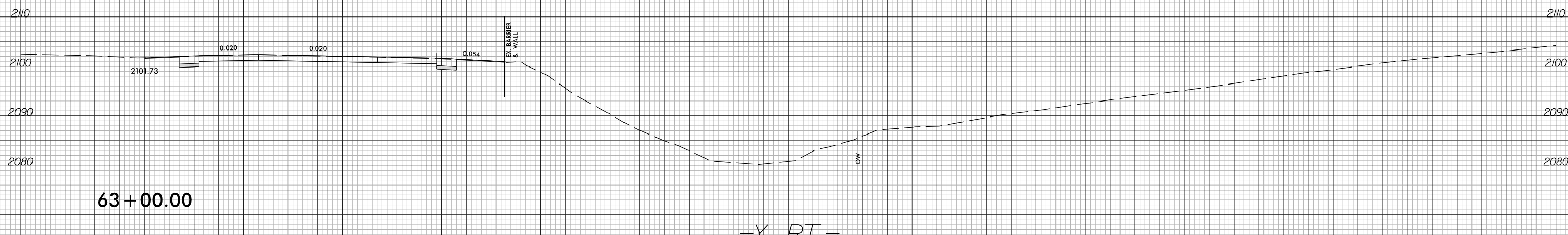
20 10 0 10 20 30 40 50 60 70 80 90 100 110 120 130 140 150 160 170 180 190 200 210 220 230 240 250 260 270 280



64 + 00.00



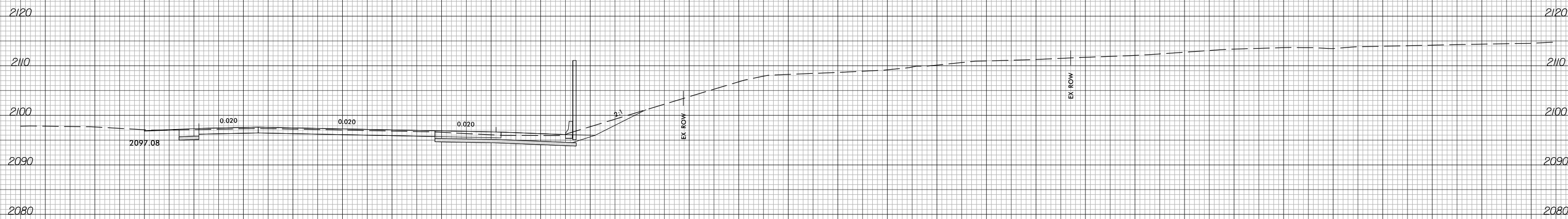
63 + 50.00



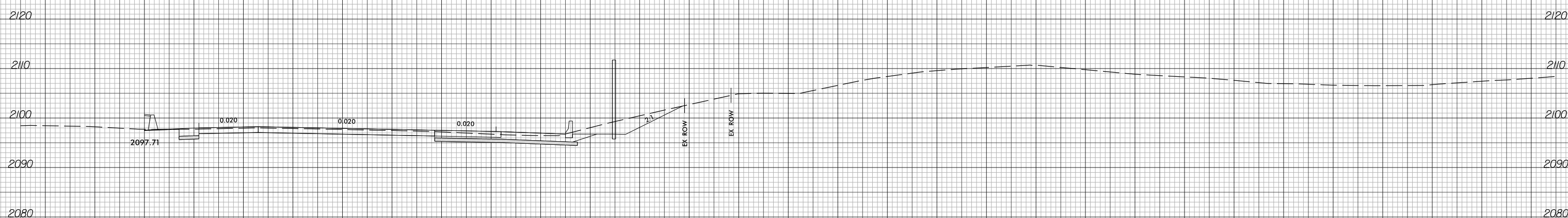
63 + 00.00

-Y_RT-

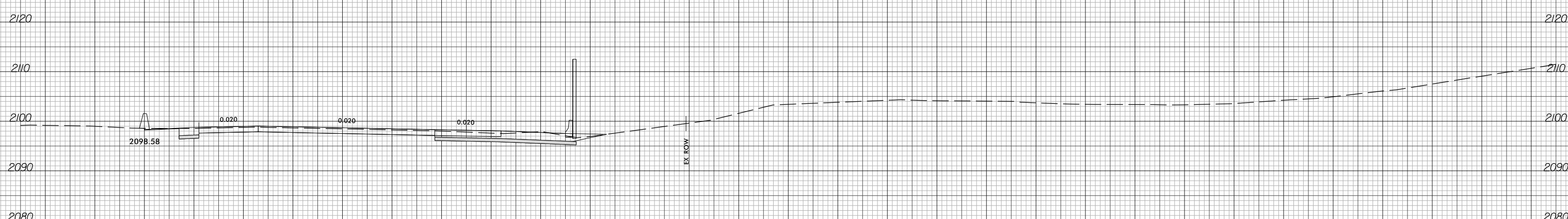
20 10 0 10 20 30 40 50 60 70 80 90 100 110 120 130 140 150 160 170 180 190 200 210 220 230 240 250 260 270 280



65 + 50.00



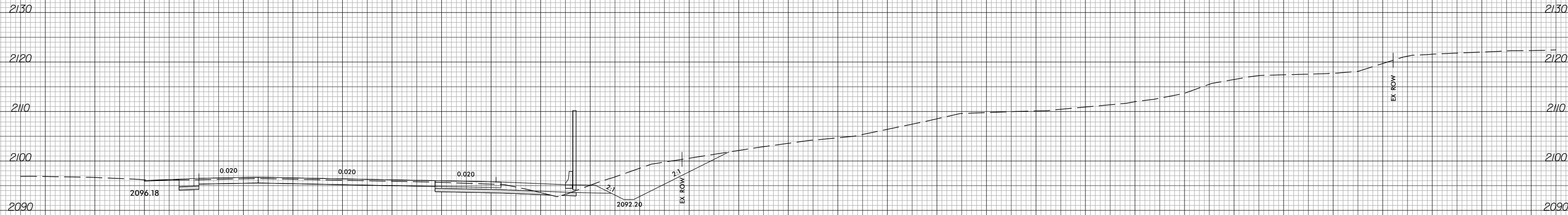
65 + 00.00



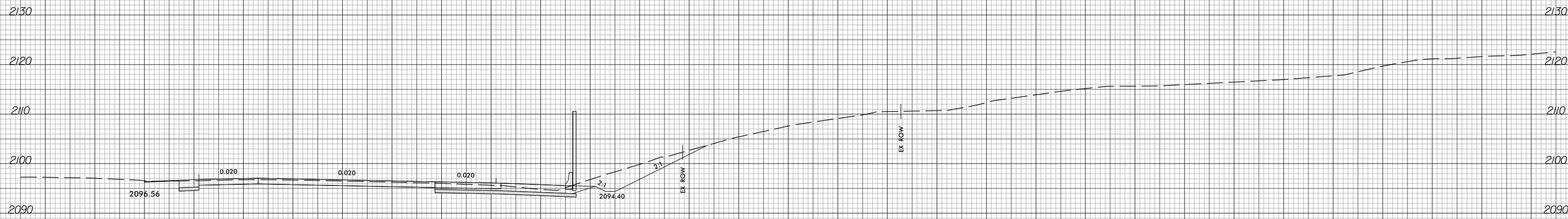
64 + 50.00

-Y_RT-

20 10 0 10 20 30 40 50 60 70 80 90 100 110 120 130 140 150 160 170 180 190 200 210 220 230 240 250 260 270 280



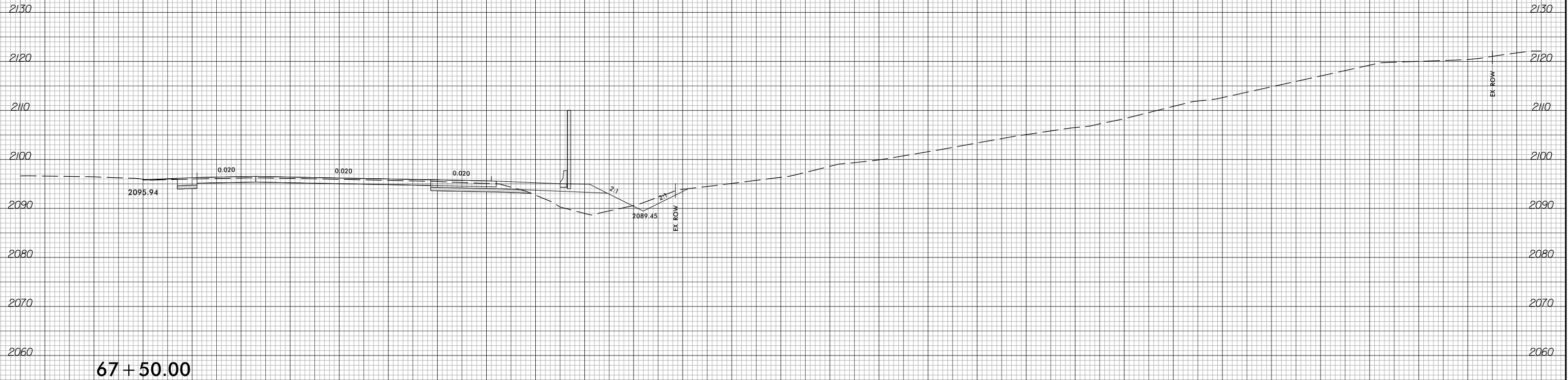
66 + 50.00



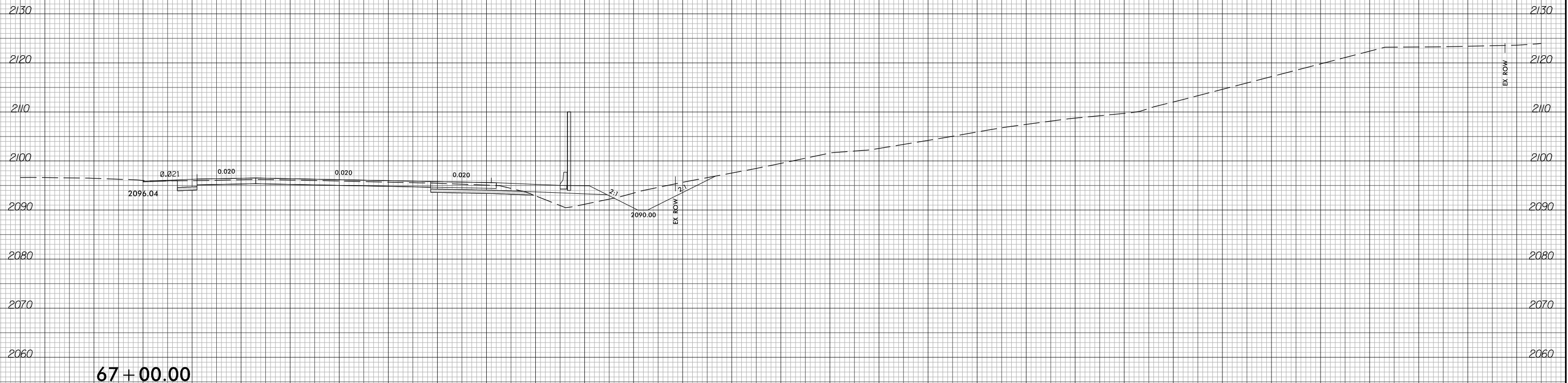
66 + 00.00

-Y_RT-

20 10 0 10 20 30 40 50 60 70 80 90 100 110 120 130 140 150 160 170 180 190 200 210 220 230 240 250 260 270 280



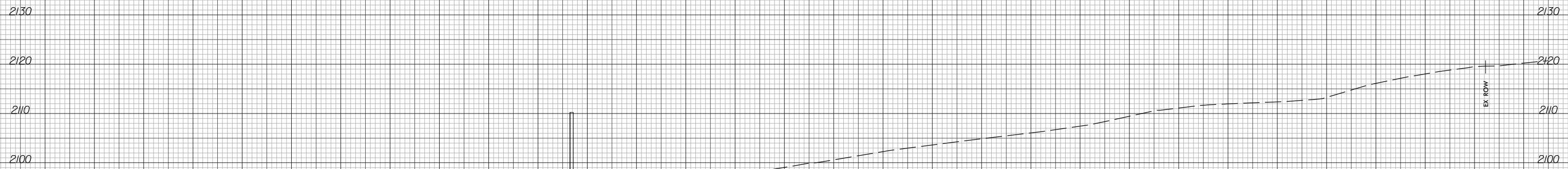
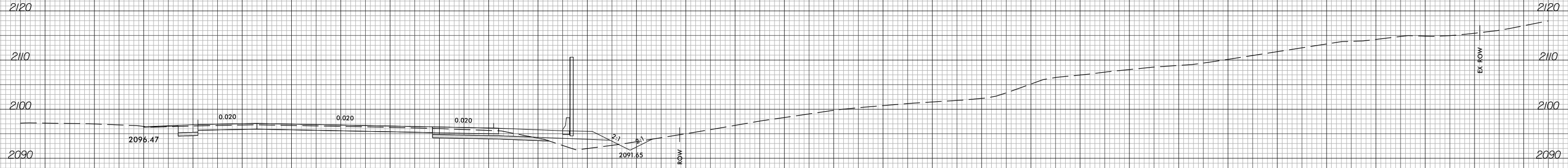
67 + 50.00



67 + 00.00

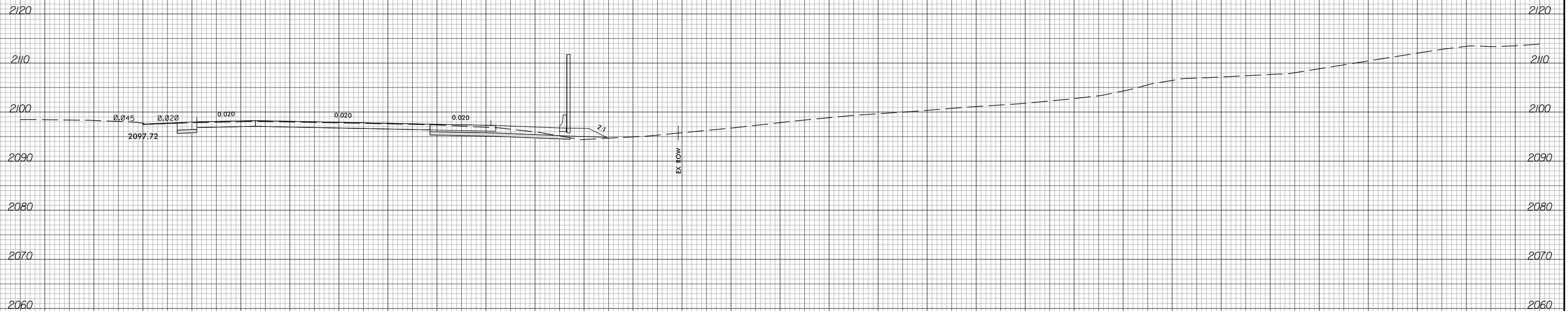
-Y_RT-

20 10 0 10 20 30 40 50 60 70 80 90 100 110 120 130 140 150 160 170 180 190 200 210 220 230 240 250 260 270 280

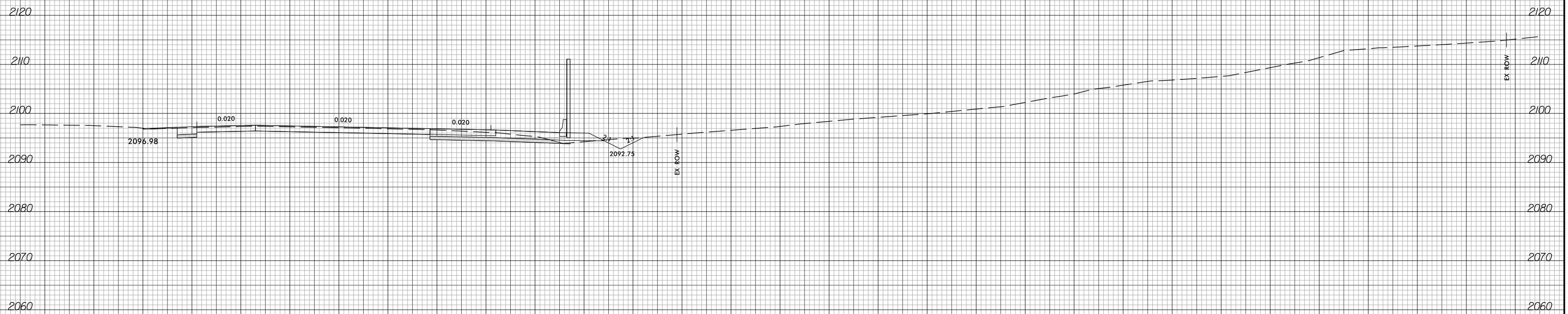


-Y_RT-

20 10 0 10 20 30 40 50 60 70 80 90 100 110 120 130 140 150 160 170 180 190 200 210 220 230 240 250 260 270 280



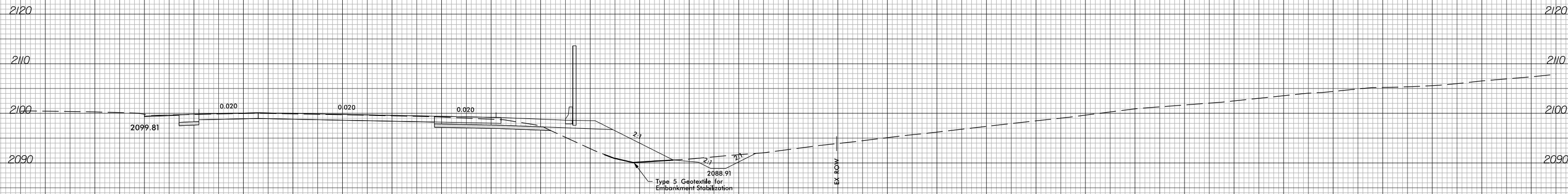
69 + 50.00



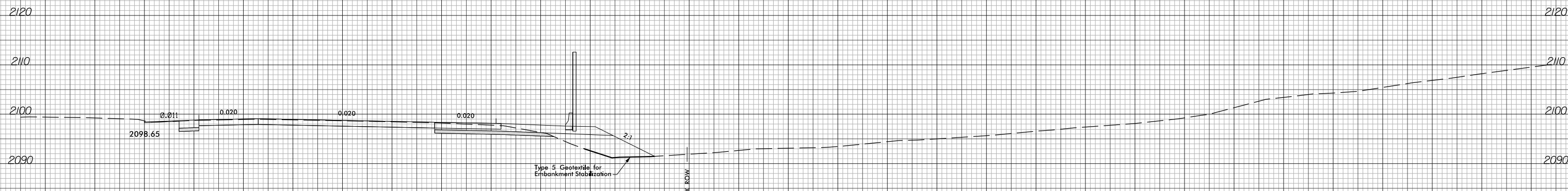
69 + 00.00

-Y_RT-

20 10 0 10 20 30 40 50 60 70 80 90 100 110 120 130 140 150 160 170 180 190 200 210 220 230 240 250 260 270 280



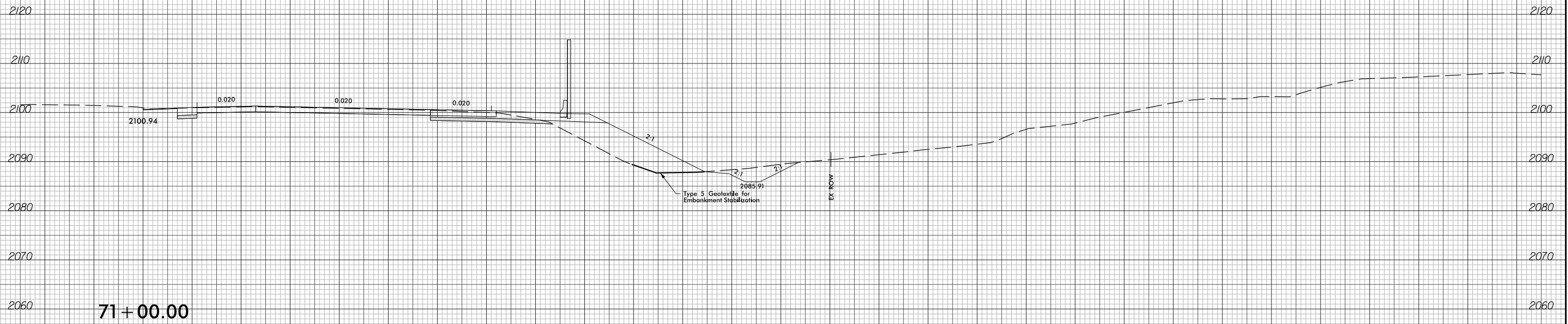
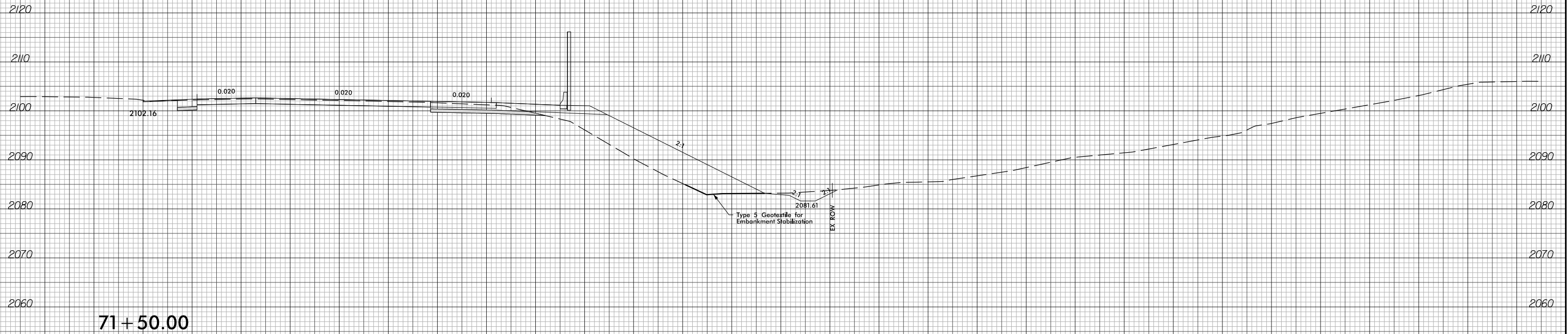
70 + 50.00



70 + 00.00

-Y_RT-

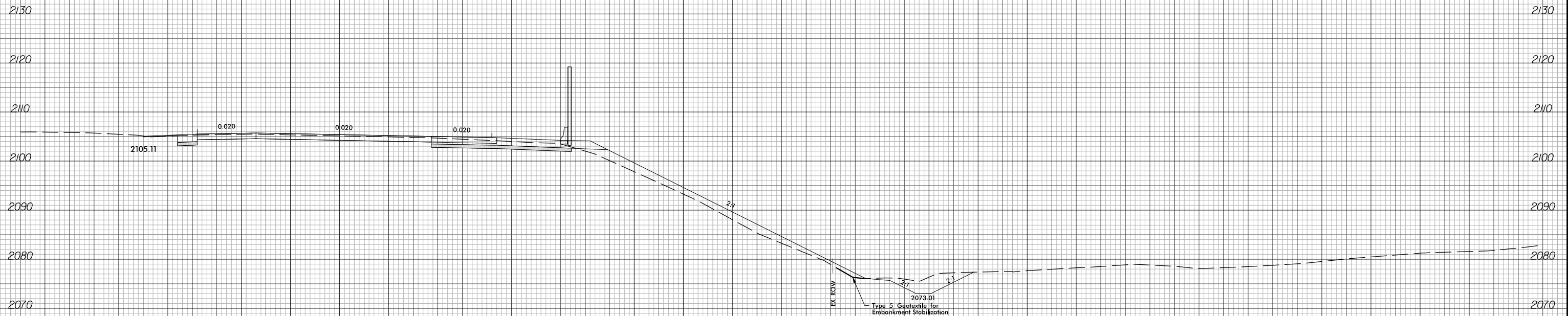
20 10 0 10 20 30 40 50 60 70 80 90 100 110 120 130 140 150 160 170 180 190 200 210 220 230 240 250 260 270 280



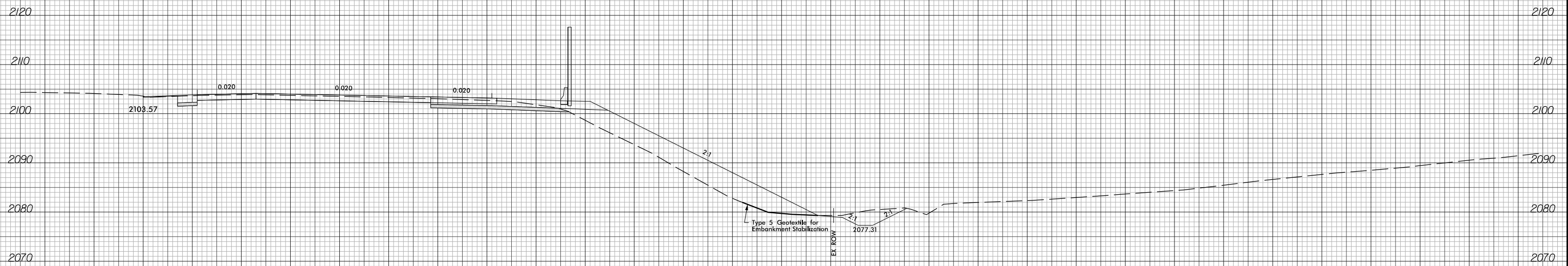
-Y_RT-

20 10 0 10 20 30 40 50 60 70 80 90 100 110 120 130 140 150 160 170 180 190 200 210 220 230 240 250 260 270 280

20 10 0 10 20 30 40 50 60 70 80 90 100 110 120 130 140 150 160 170 180 190 200 210 220 230 240 250 260 270 280



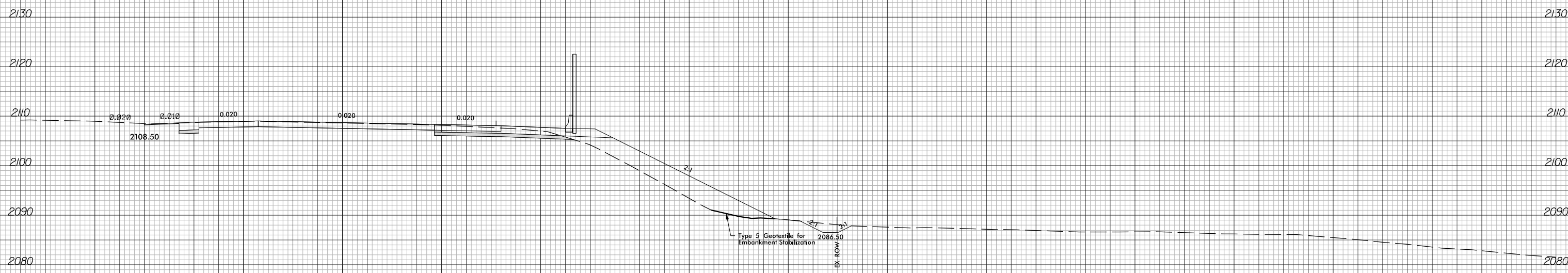
72 + 50.00



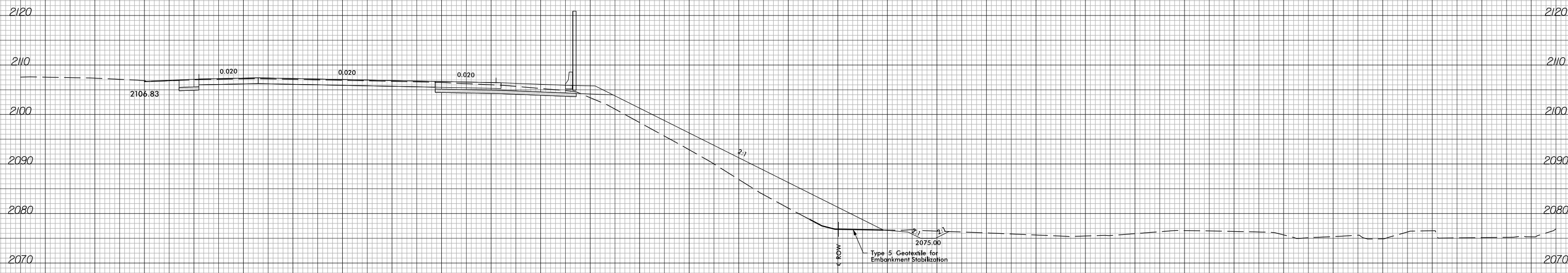
72 + 00.00

-Y_RT-

20 10 0 10 20 30 40 50 60 70 80 90 100 110 120 130 140 150 160 170 180 190 200 210 220 230 240 250 260 270 280



73+50.00

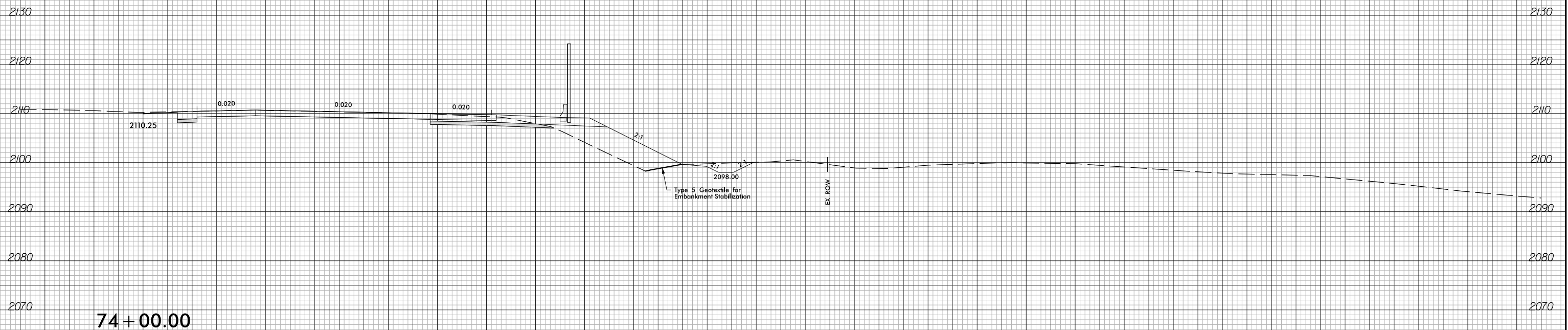
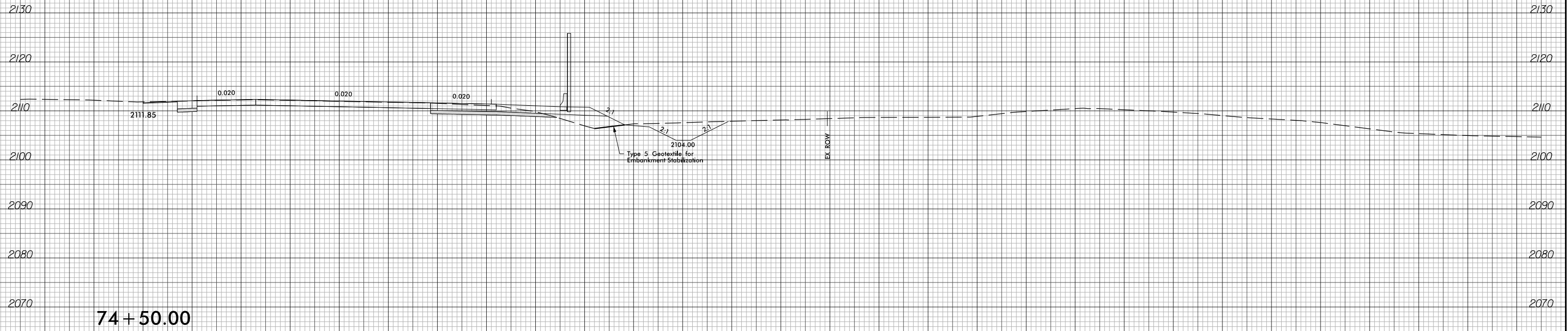


73+00.00

-Y_RT-

20 10 0 10 20 30 40 50 60 70 80 90 100 110 120 130 140 150 160 170 180 190 200 210 220 230 240 250 260 270 280


20 10 0 10 20 30 40 50 60 70 80 90 100 110 120 130 140 150 160 170 180 190 200 210 220 230 240 250 260 270 280

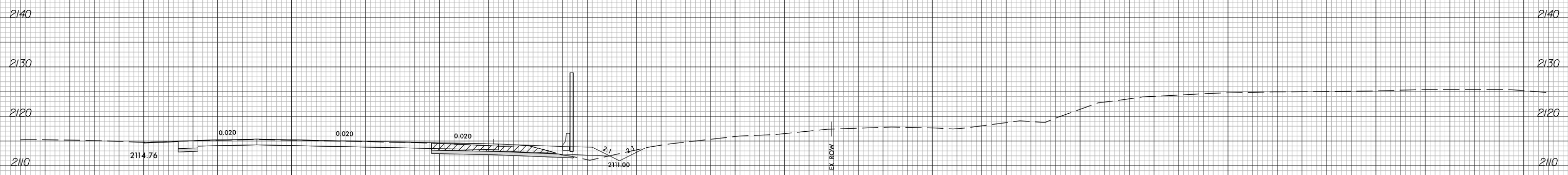


-Y_RT-

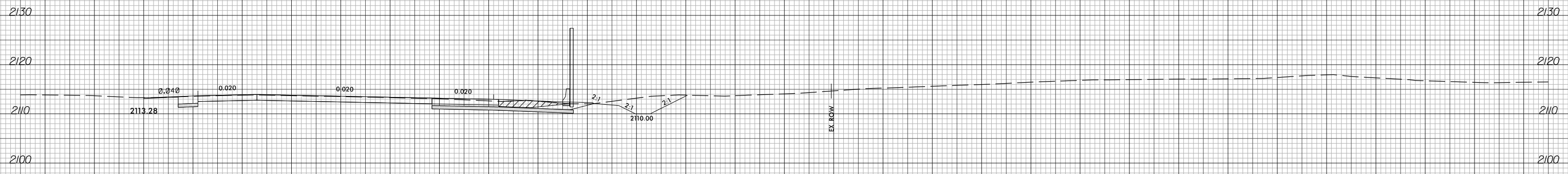
20 10 0 10 20 30 40 50 60 70 80 90 100 110 120 130 140 150 160 170 180 190 200 210 220 230 240 250 260 270 280

20 10 0 10 20 30 40 50 60 70 80 90 100 110 120 130 140 150 160 170 180 190 200 210 220 230 240 250 260 270 280

 = UNCLASSIFIED EXCAVATION - ACCEPTABLE BUT NOT IN THE TOP THREE FEET



75 + 50.00

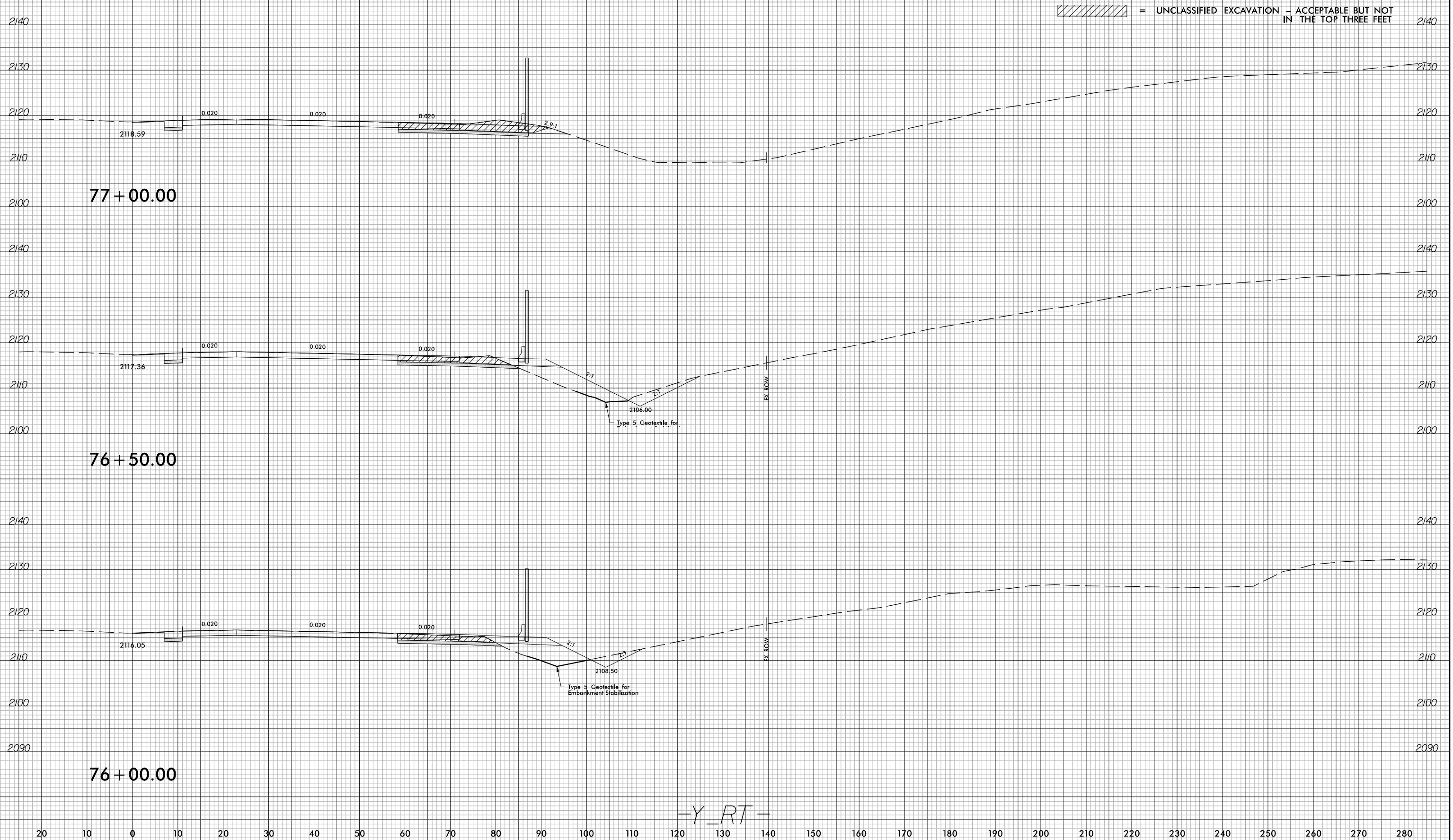


75 + 00.00

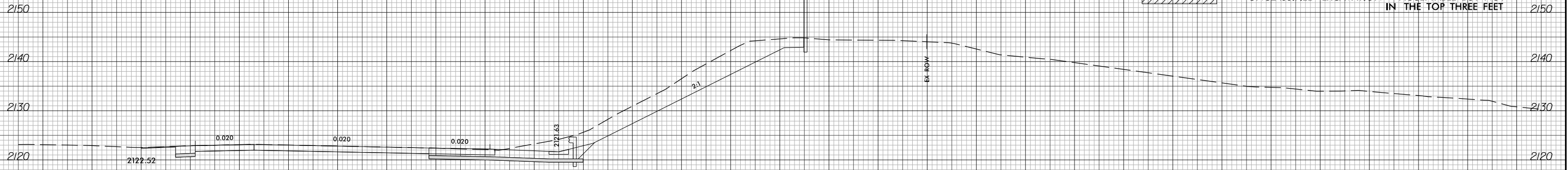
-Y_RT-

20 10 0 10 20 30 40 50 60 70 80 90 100 110 120 130 140 150 160 170 180 190 200 210 220 230 240 250 260 270 280

20 10 0 10 20 30 40 50 60 70 80 90 100 110 120 130 140 150 160 170 180 190 200 210 220 230 240 250 260 270 280

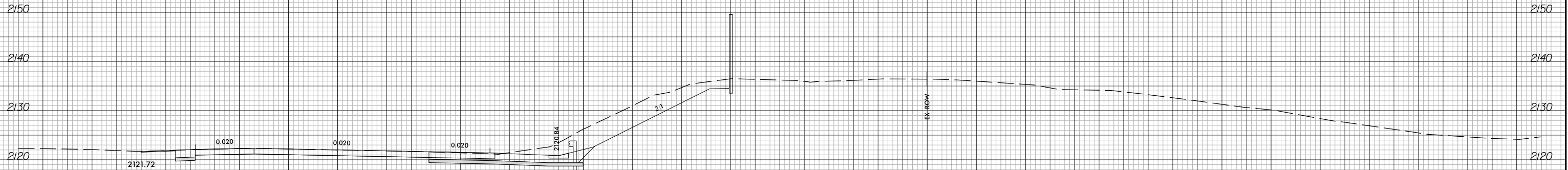


20 10 0 10 20 30 40 50 60 70 80 90 100 110 120 130 140 150 160 170 180 190 200 210 220 230 240 250 260 270 280

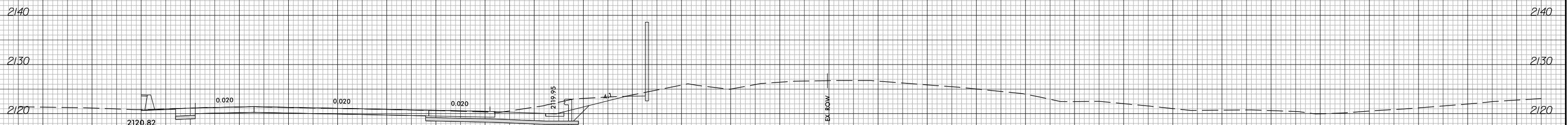


79 + 00.00

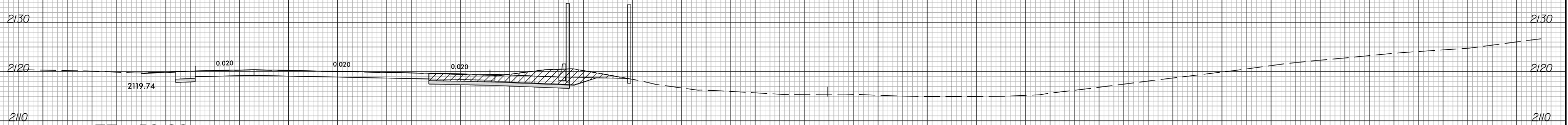
= UNCLASSIFIED EXCAVATION - ACCEPTABLE BUT NOT IN THE TOP THREE FEET



78 + 50.00



78 + 00.00

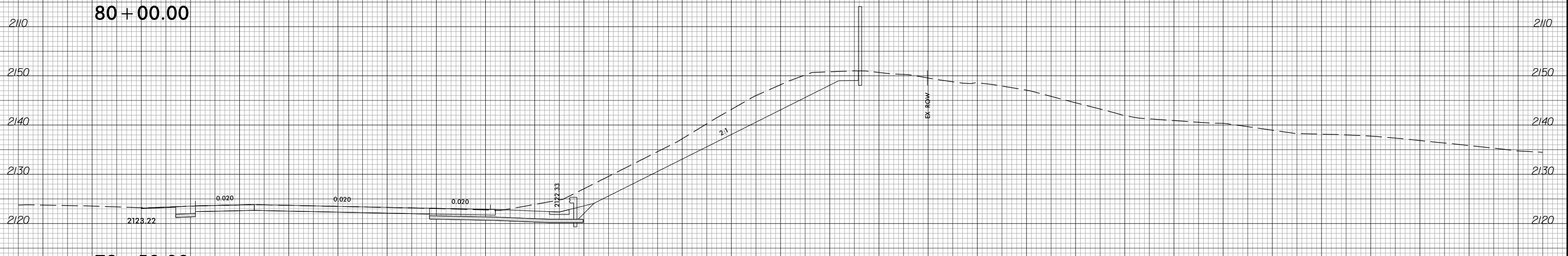
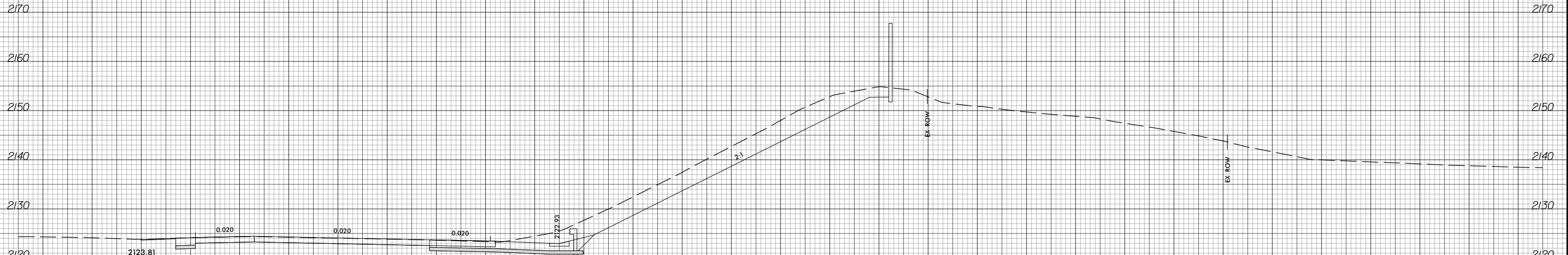
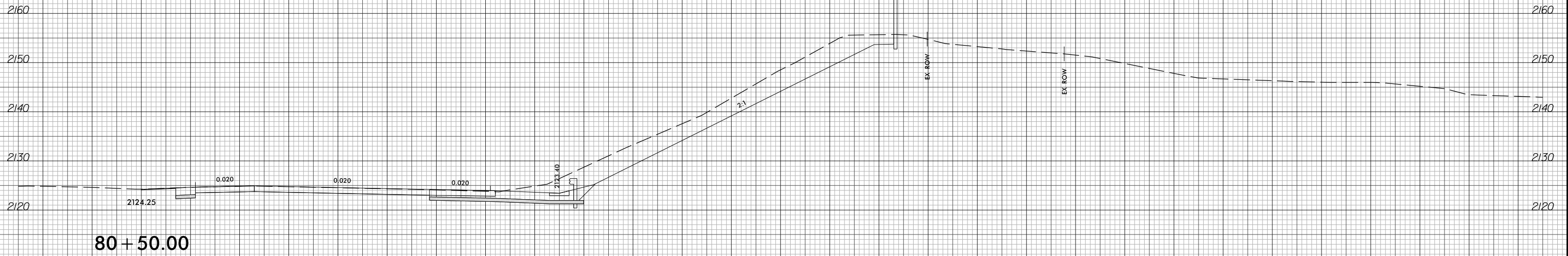


77 + 50.00

-Y_RT-

20 10 0 10 20 30 40 50 60 70 80 90 100 110 120 130 140 150 160 170 180 190 200 210 220 230 240 250 260 270 280

20 10 0 10 20 30 40 50 60 70 80 90 100 110 120 130 140 150 160 170 180 190 200 210 220 230 240 250 260 270 280

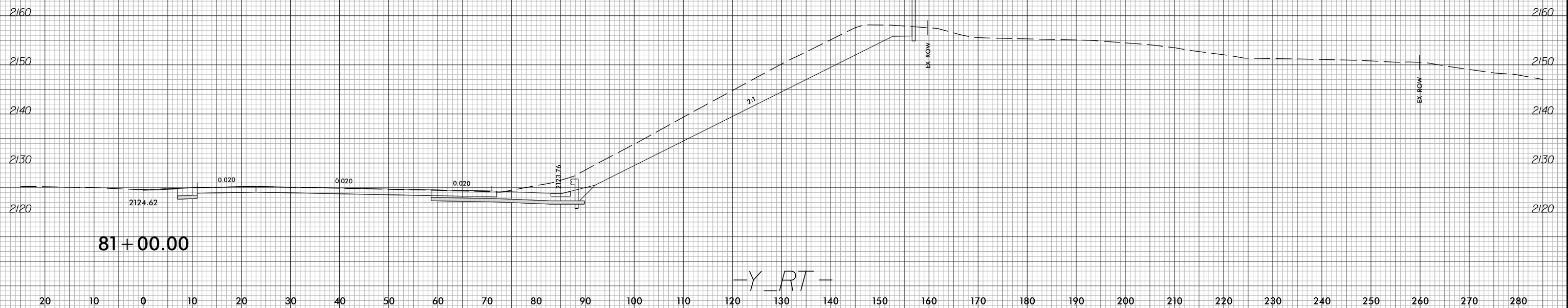
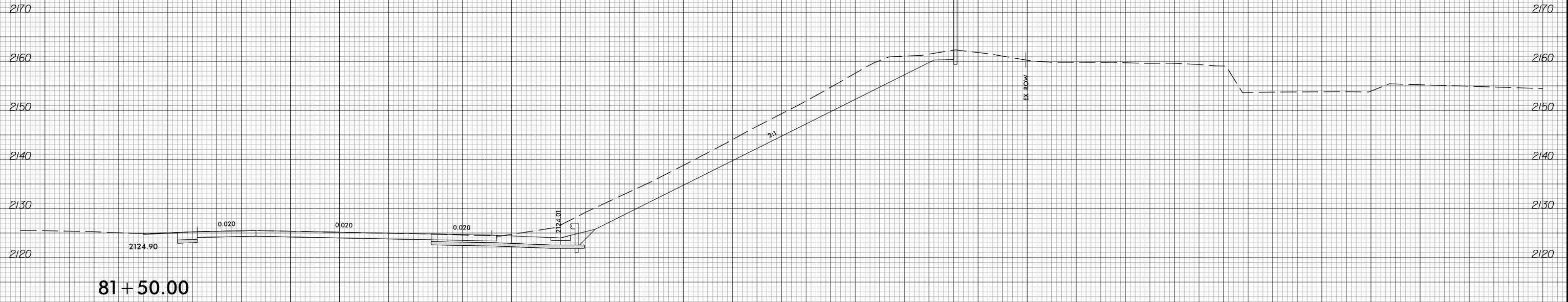


-Y_RT-

20 10 0 10 20 30 40 50 60 70 80 90 100 110 120 130 140 150 160 170 180 190 200 210 220 230 240 250 260 270 280

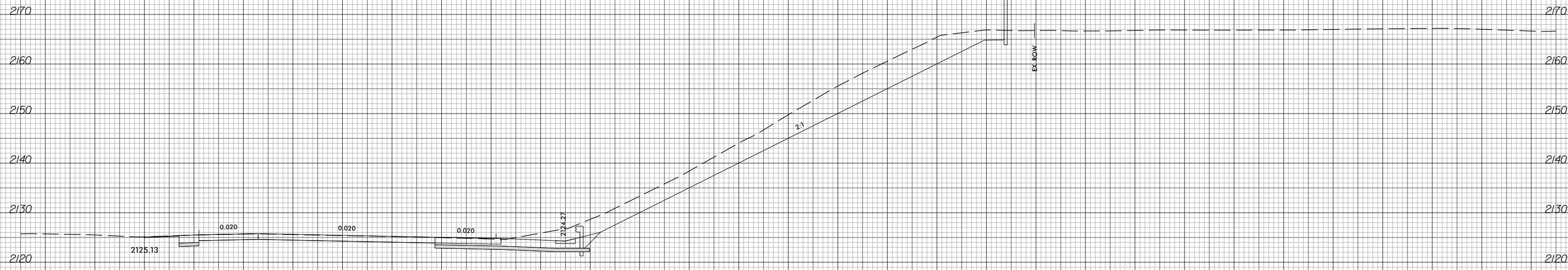


20 10 0 10 20 30 40 50 60 70 80 90 100 110 120 130 140 150 160 170 180 190 200 210 220 230 240 250 260 270 280

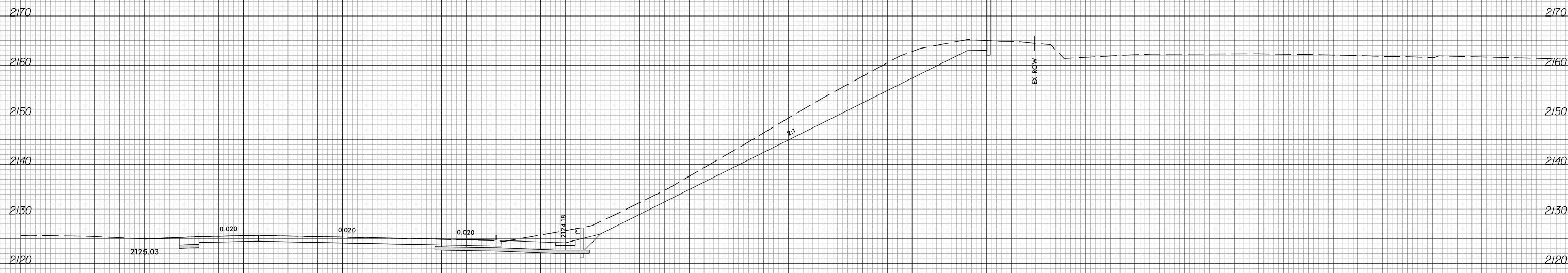


-Y_RT-

20 10 0 10 20 30 40 50 60 70 80 90 100 110 120 130 140 150 160 170 180 190 200 210 220 230 240 250 260 270 280



82 + 50.00

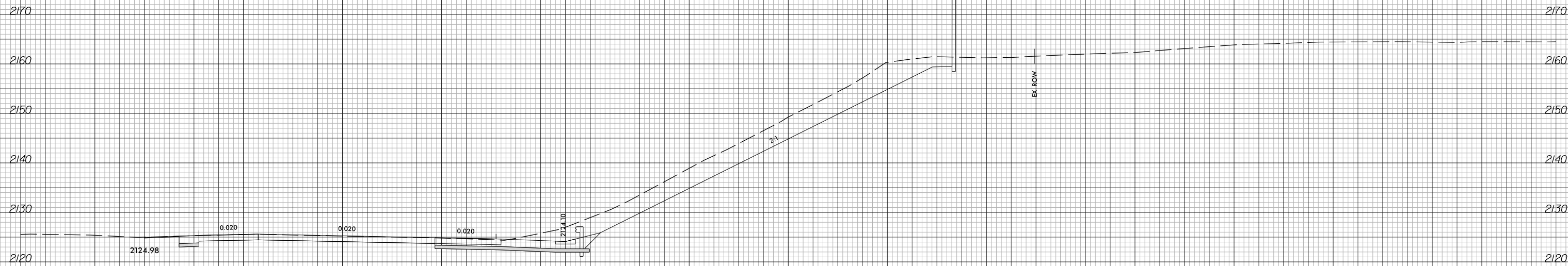


82 + 00.00

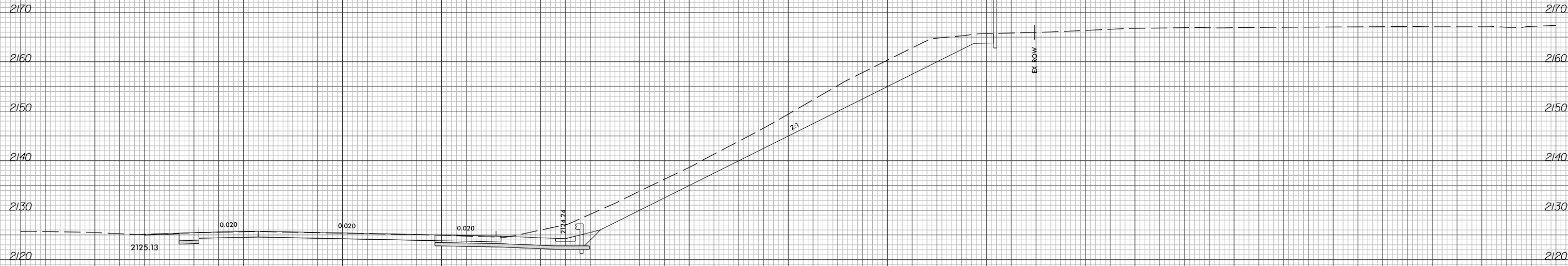
-Y_RT-



20 10 0 10 20 30 40 50 60 70 80 90 100 110 120 130 140 150 160 170 180 190 200 210 220 230 240 250 260 270 280



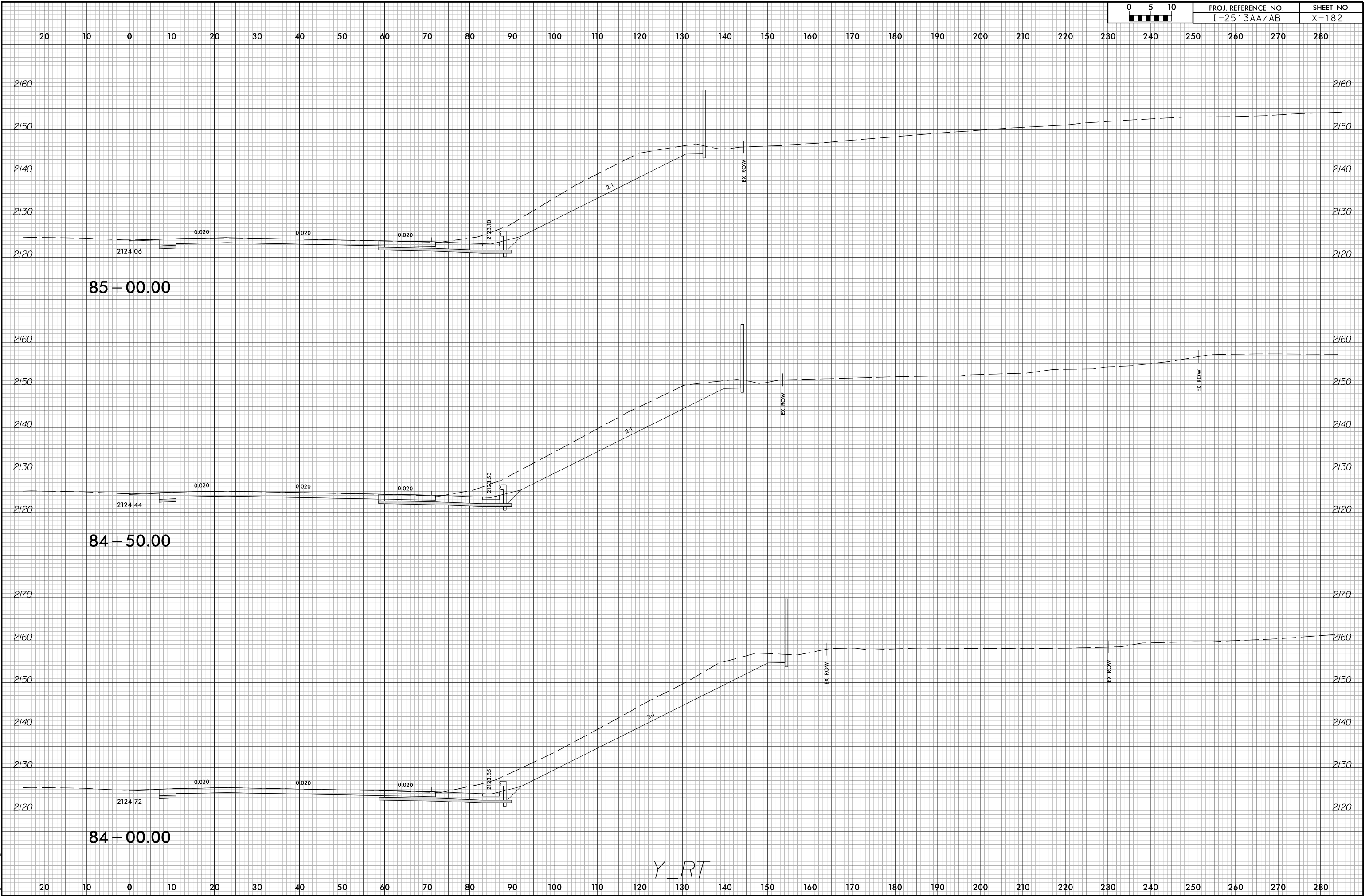
83+50.00



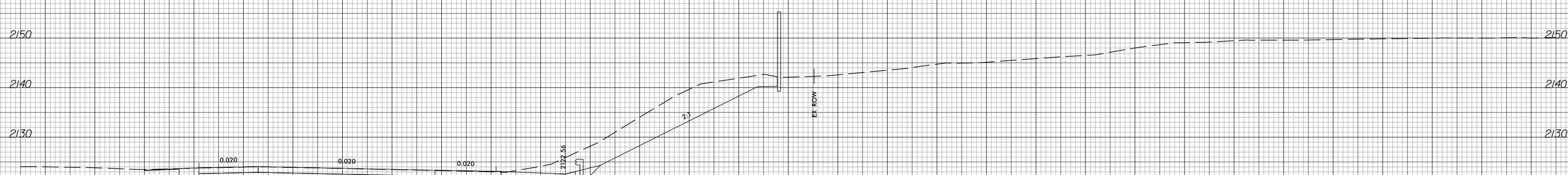
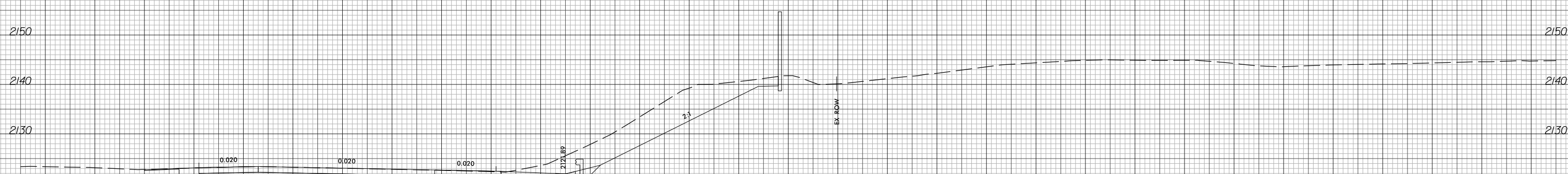
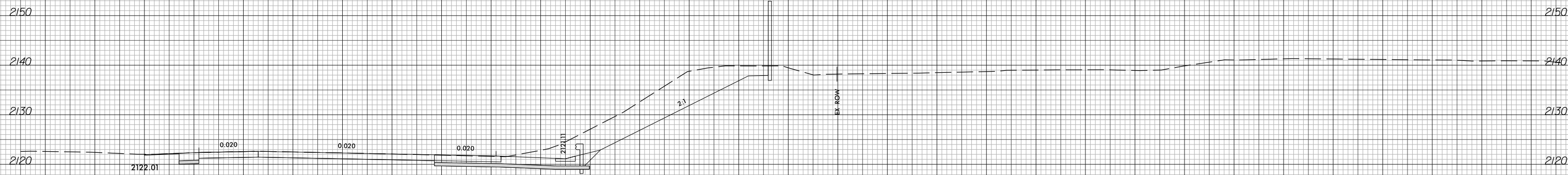
83+00.00

-Y_RT-

20 10 0 10 20 30 40 50 60 70 80 90 100 110 120 130 140 150 160 170 180 190 200 210 220 230 240 250 260 270 280



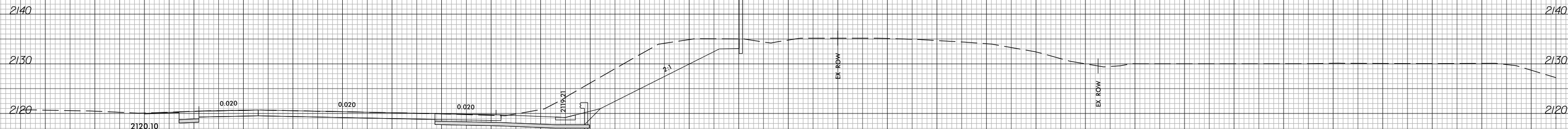
20 10 0 10 20 30 40 50 60 70 80 90 100 110 120 130 140 150 160 170 180 190 200 210 220 230 240 250 260 270 280



-Y_RT-

20 10 0 10 20 30 40 50 60 70 80 90 100 110 120 130 140 150 160 170 180 190 200 210 220 230 240 250 260 270 280

20 10 0 10 20 30 40 50 60 70 80 90 100 110 120 130 140 150 160 170 180 190 200 210 220 230 240 250 260 270 280



87 + 50.00

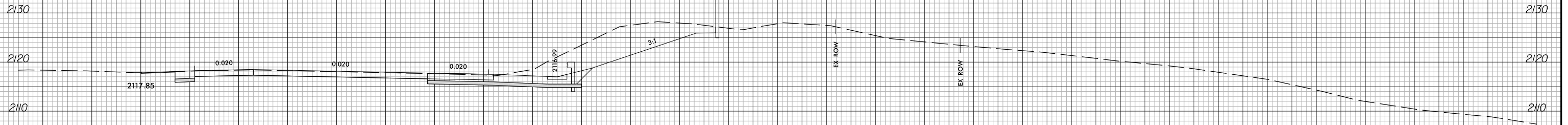


87 + 00.00

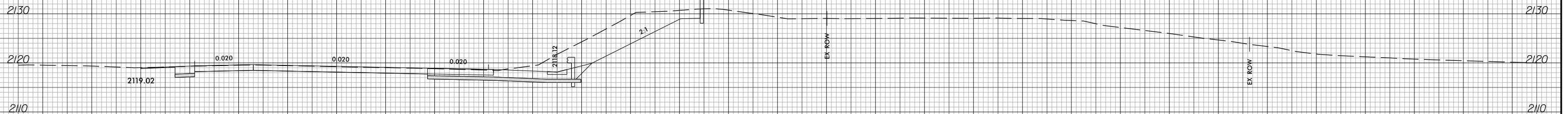
-Y_RT-

20 10 0 10 20 30 40 50 60 70 80 90 100 110 120 130 140 150 160 170 180 190 200 210 220 230 240 250 260 270 280

20 10 0 10 20 30 40 50 60 70 80 90 100 110 120 130 140 150 160 170 180 190 200 210 220 230 240 250 260 270 280



88+50.00

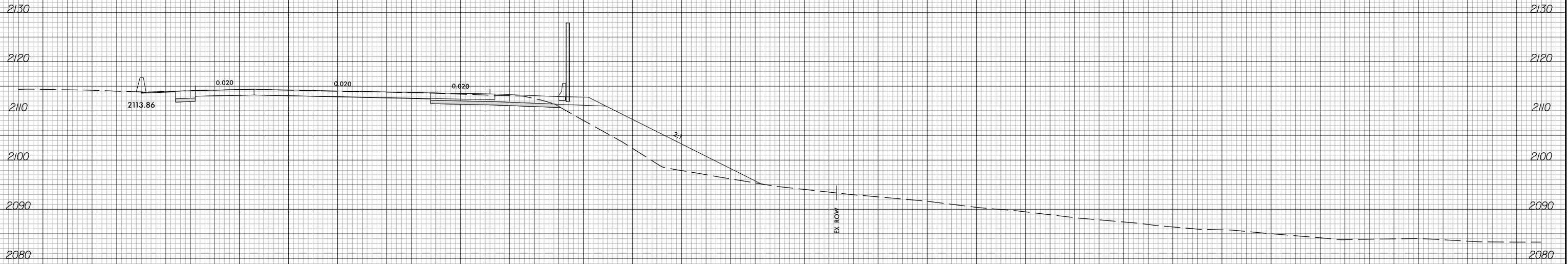


88+00.00

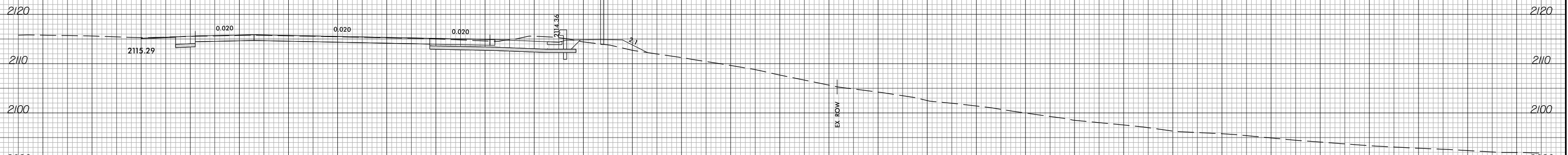
-Y_RT-

20 10 0 10 20 30 40 50 60 70 80 90 100 110 120 130 140 150 160 170 180 190 200 210 220 230 240 250 260 270 280

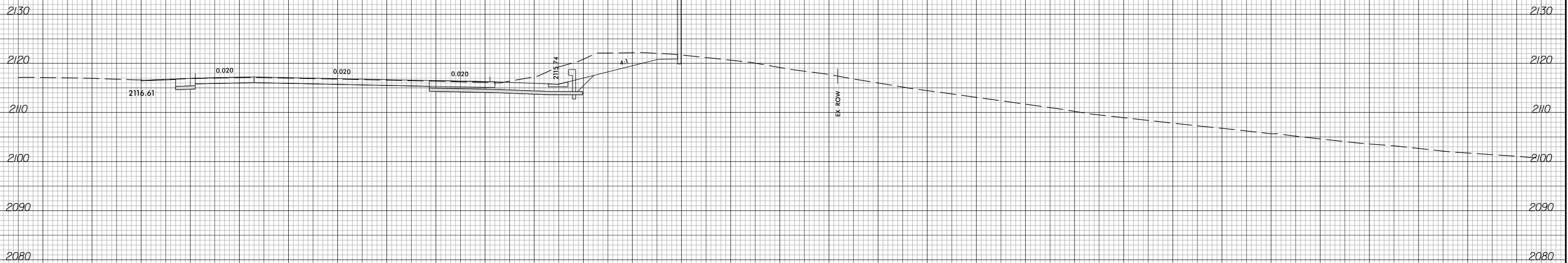
20 10 0 10 20 30 40 50 60 70 80 90 100 110 120 130 140 150 160 170 180 190 200 210 220 230 240 250 260 270 280



90 + 00.00



89 + 50.00

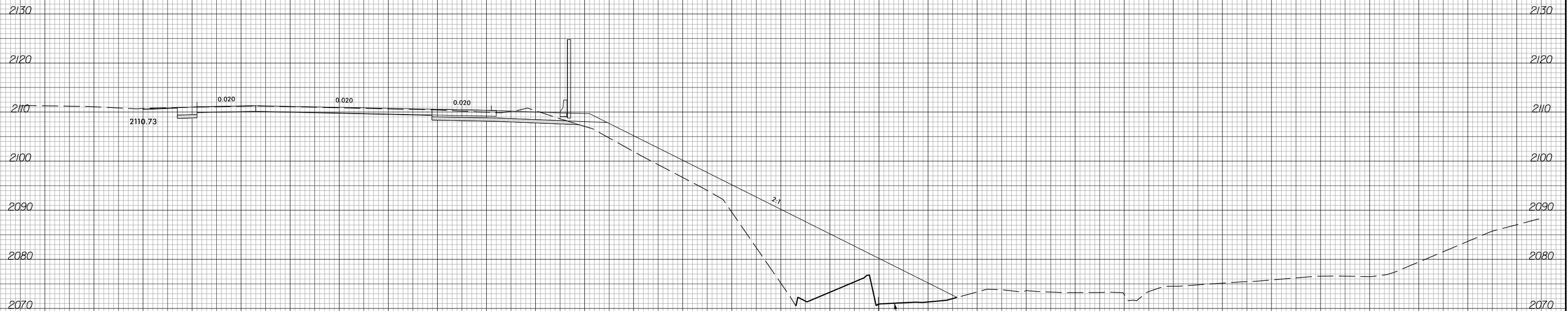


89 + 00.00

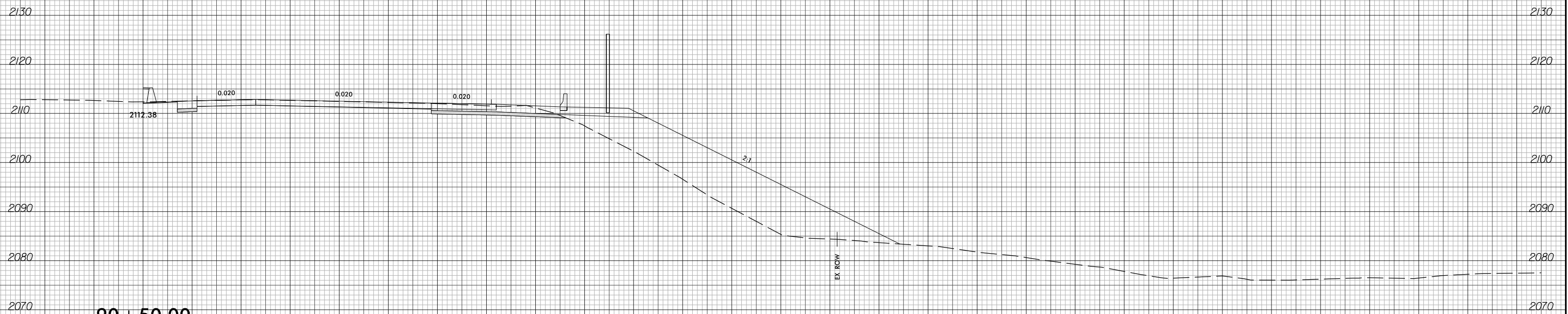
-Y_RT-

20 10 0 10 20 30 40 50 60 70 80 90 100 110 120 130 140 150 160 170 180 190 200 210 220 230 240 250 260 270 280

20 10 0 10 20 30 40 50 60 70 80 90 100 110 120 130 140 150 160 170 180 190 200 210 220 230 240 250 260 270 280



91+00.00

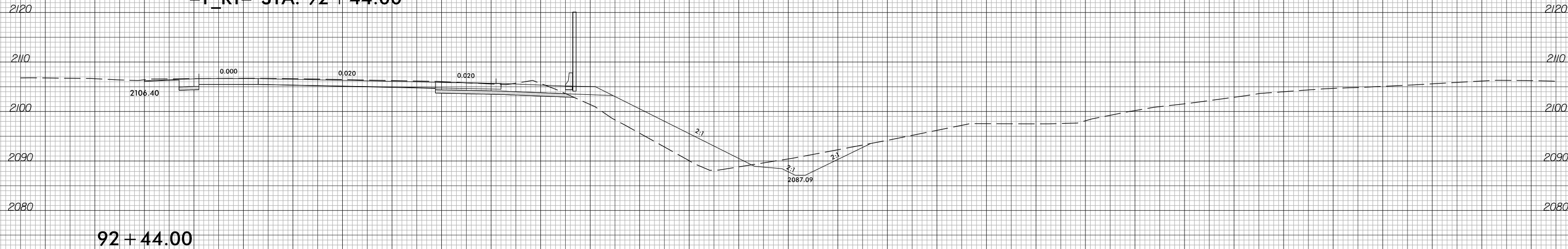


90+50.00

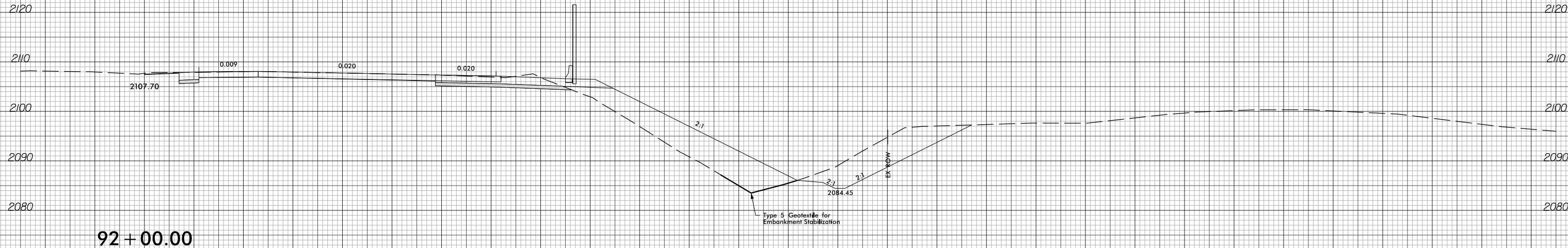
-Y_RT-

20 10 0 10 20 30 40 50 60 70 80 90 100 110 120 130 140 150 160 170 180 190 200 210 220 230 240 250 260 270 280

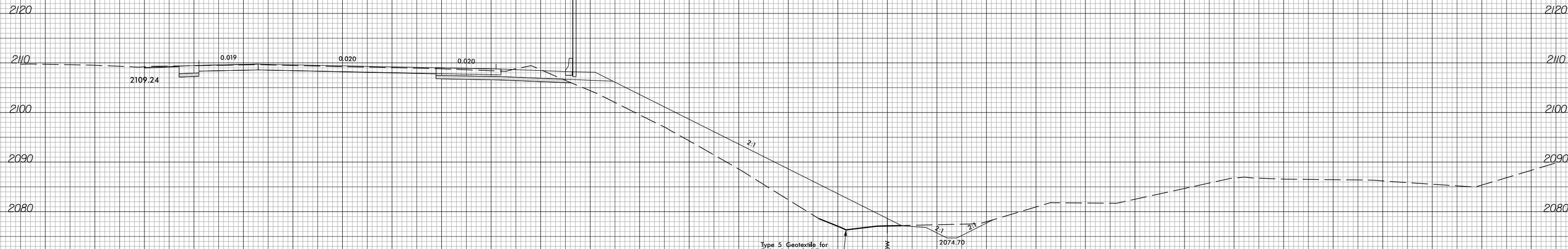
END GRADE
-Y_RT- STA. 92+44.00



92+44.00




92+00.00

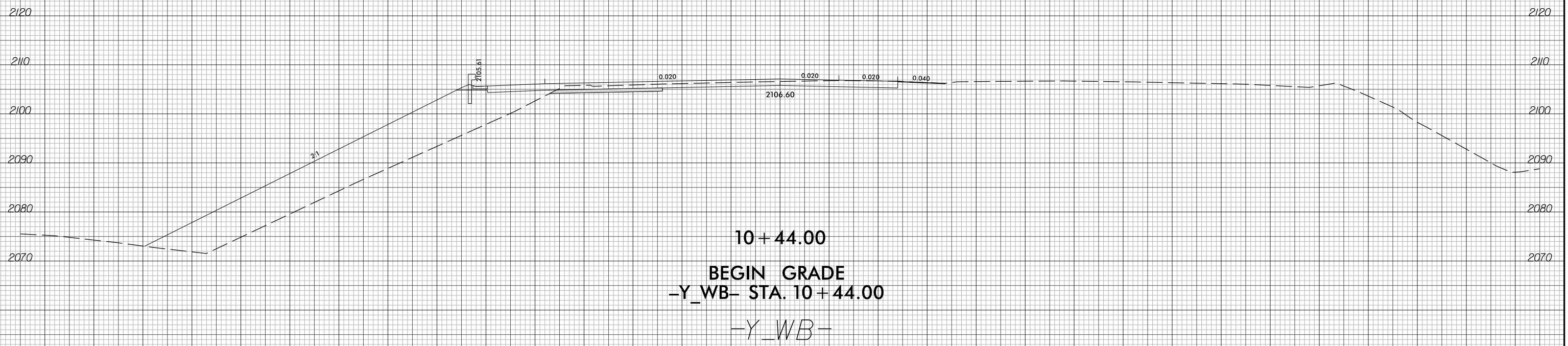
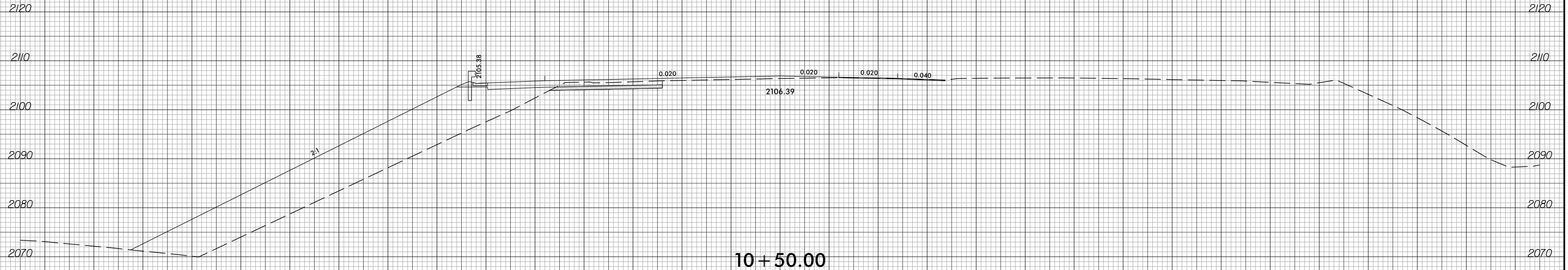


91+50.00

-Y_RT-

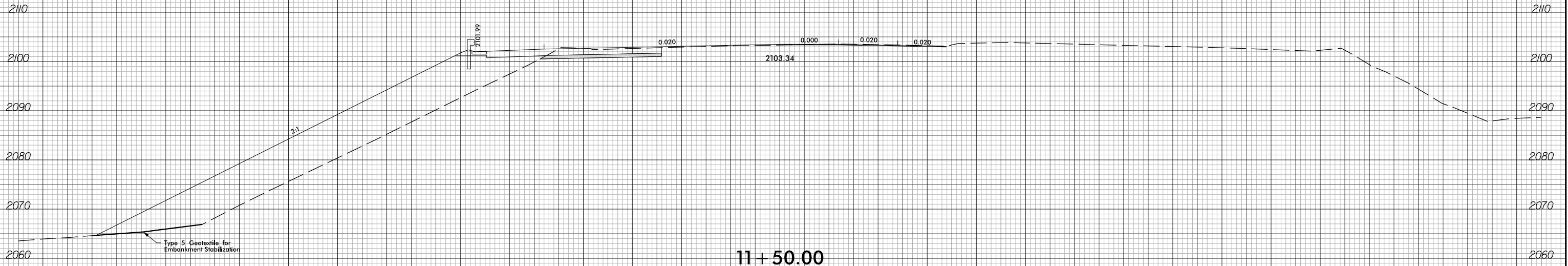
150 140 130 120 110 100 90 80 70 60 50 40 30 20 10 0 10 20 30 40 50 60 70 80 90 100 110 120 130 140 150

 = UNDERCUT EXCAVATION FOR SUBGRADE STABILITY

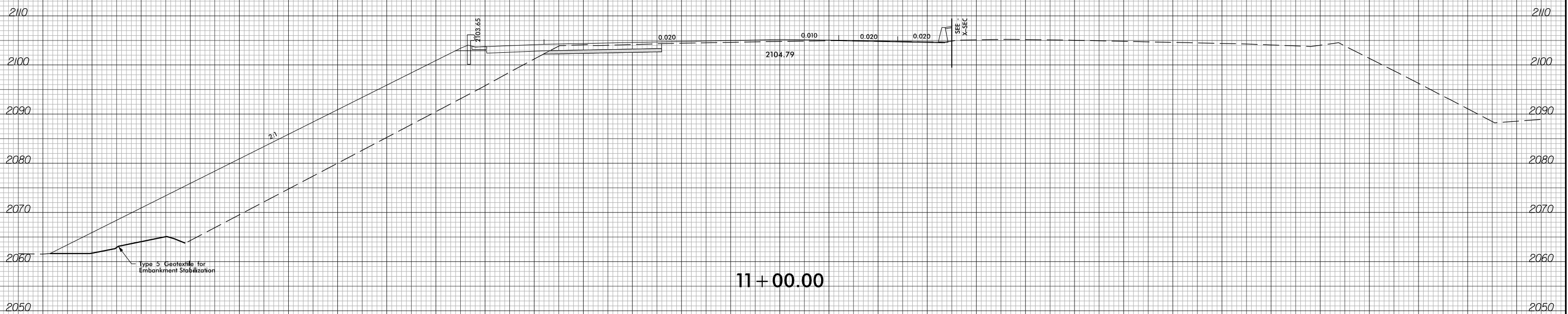


150 140 130 120 110 100 90 80 70 60 50 40 30 20 10 0 10 20 30 40 50 60 70 80 90 100 110 120 130 140 150

150 140 130 120 110 100 90 80 70 60 50 40 30 20 10 0 10 20 30 40 50 60 70 80 90 100 110 120 130 140 150

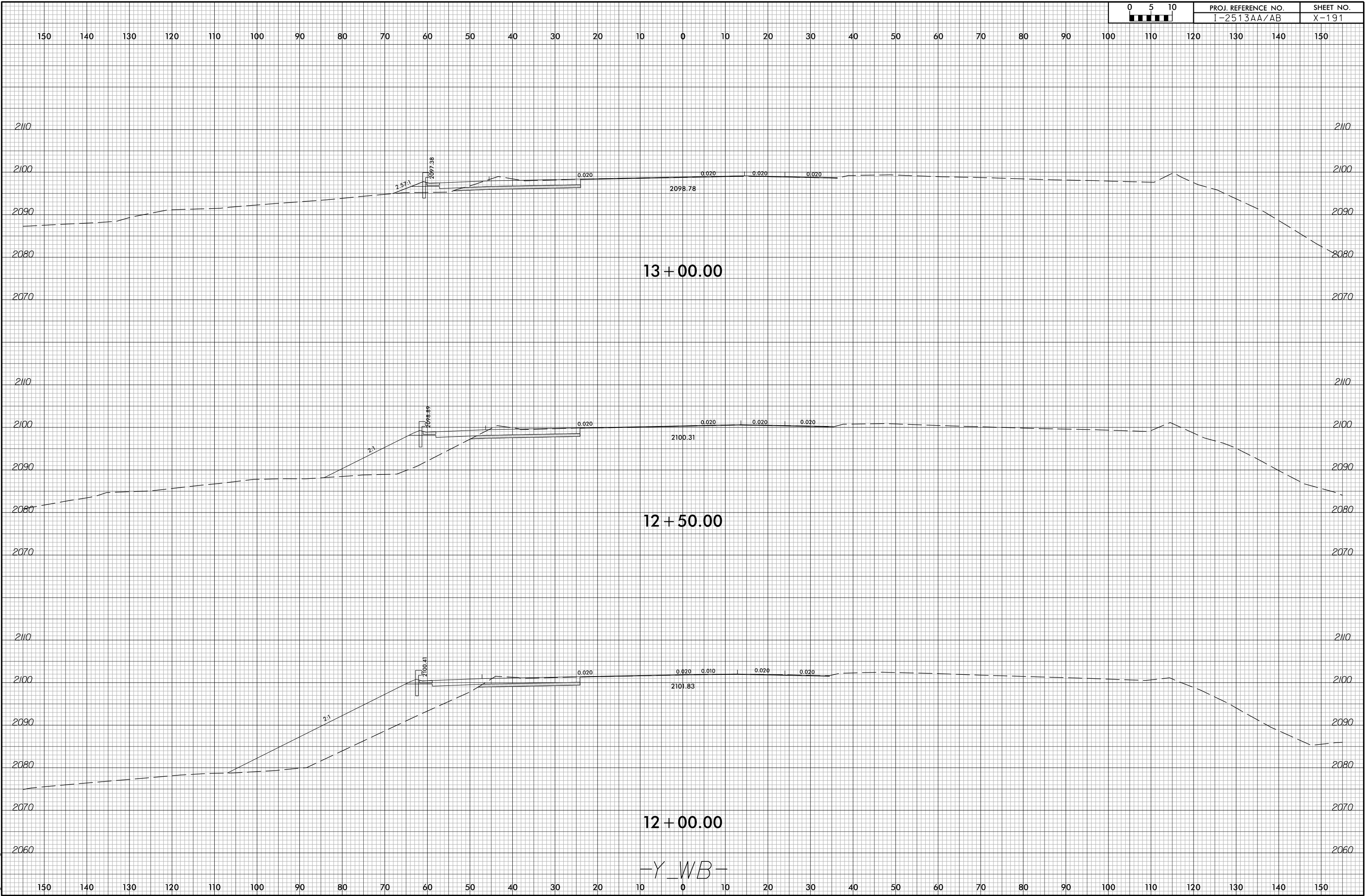


11+ 50.00



11+ 00.00

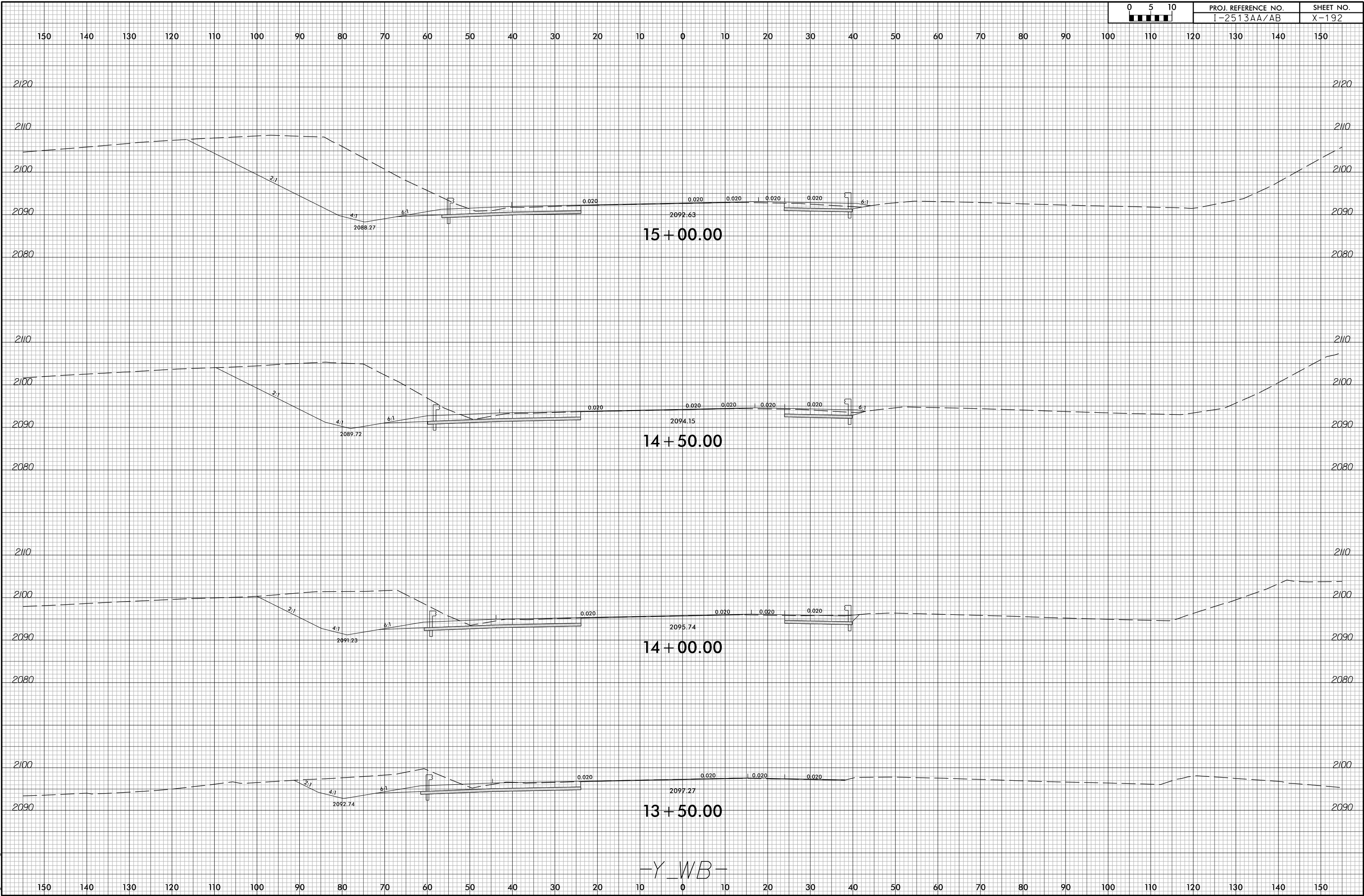
-Y_WB-



6/23/16



PROJ. REFERENCE NO.	SHEET NO.
I-2513AA/AB	X-192



2/5/2024
 I-2513AA_RDY_XPL_Y_WB.dgn
 Tyler, Corey

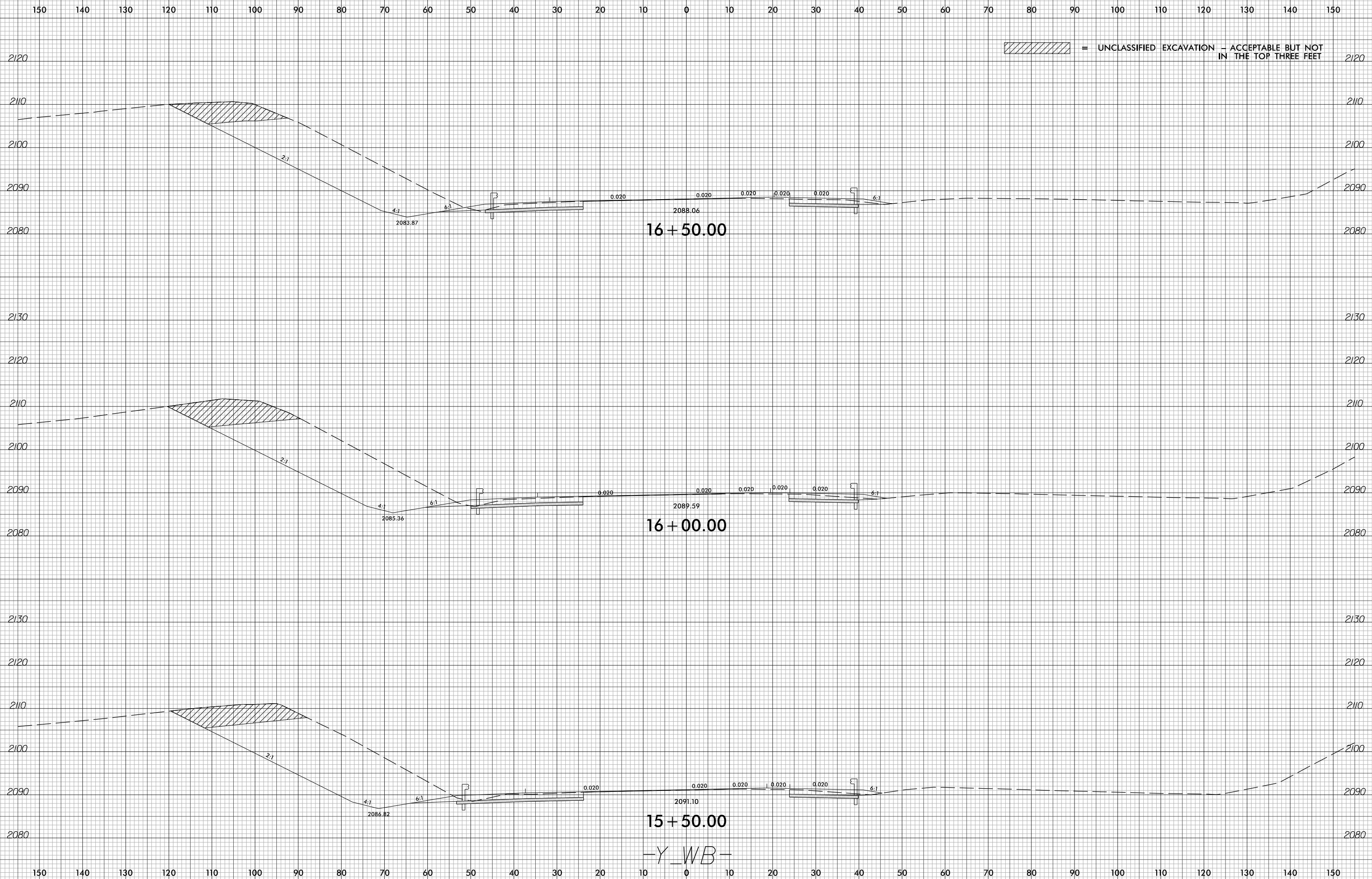
-Y_WB-

6/23/16

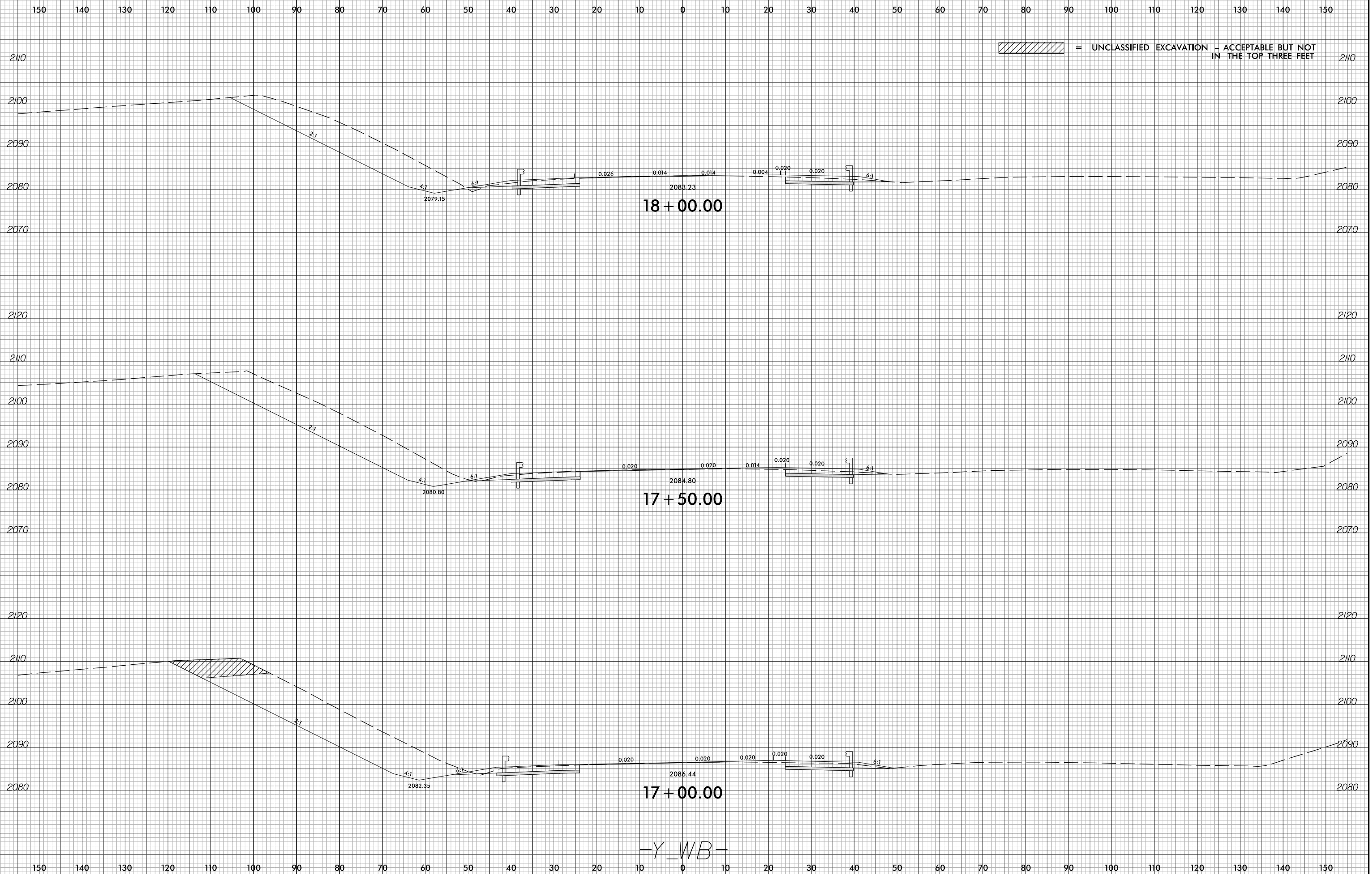


PROJ. REFERENCE NO.
I-2513AA/AB

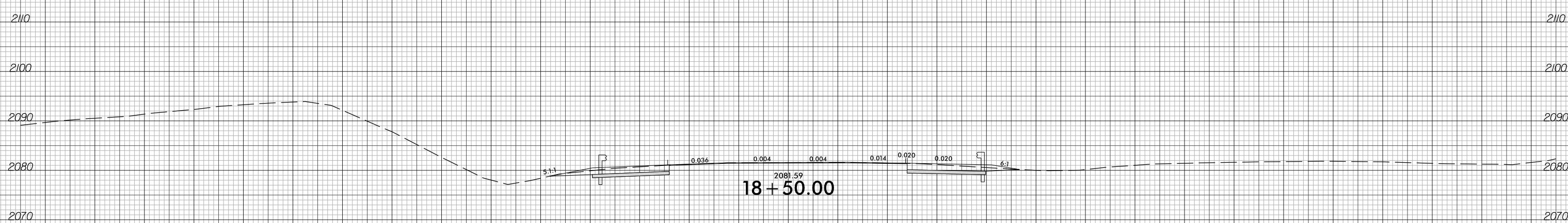
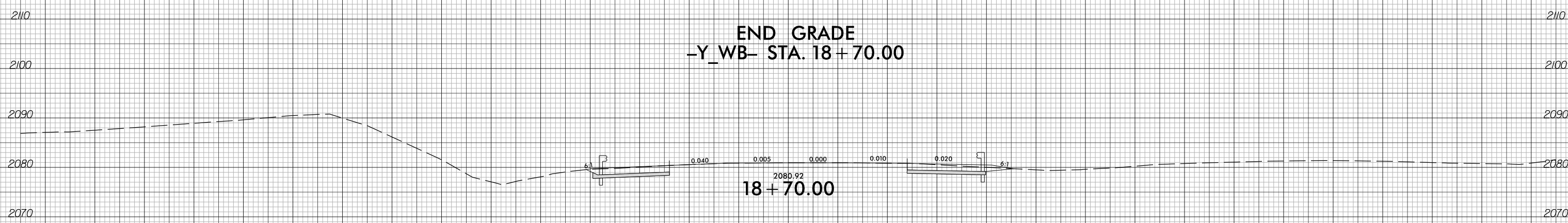
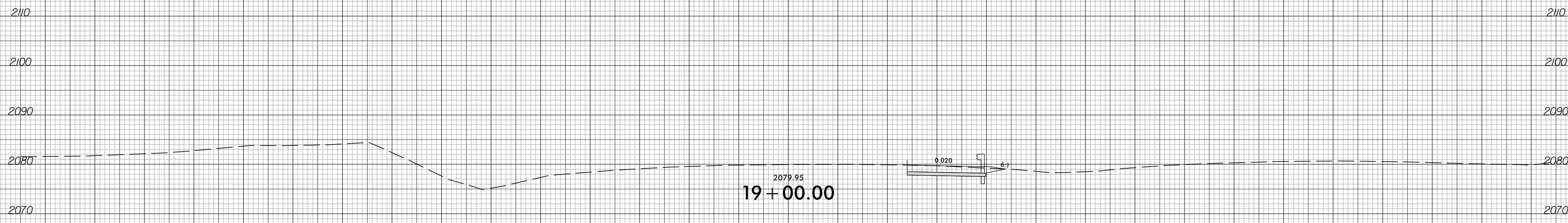
SHEET NO.
X-193



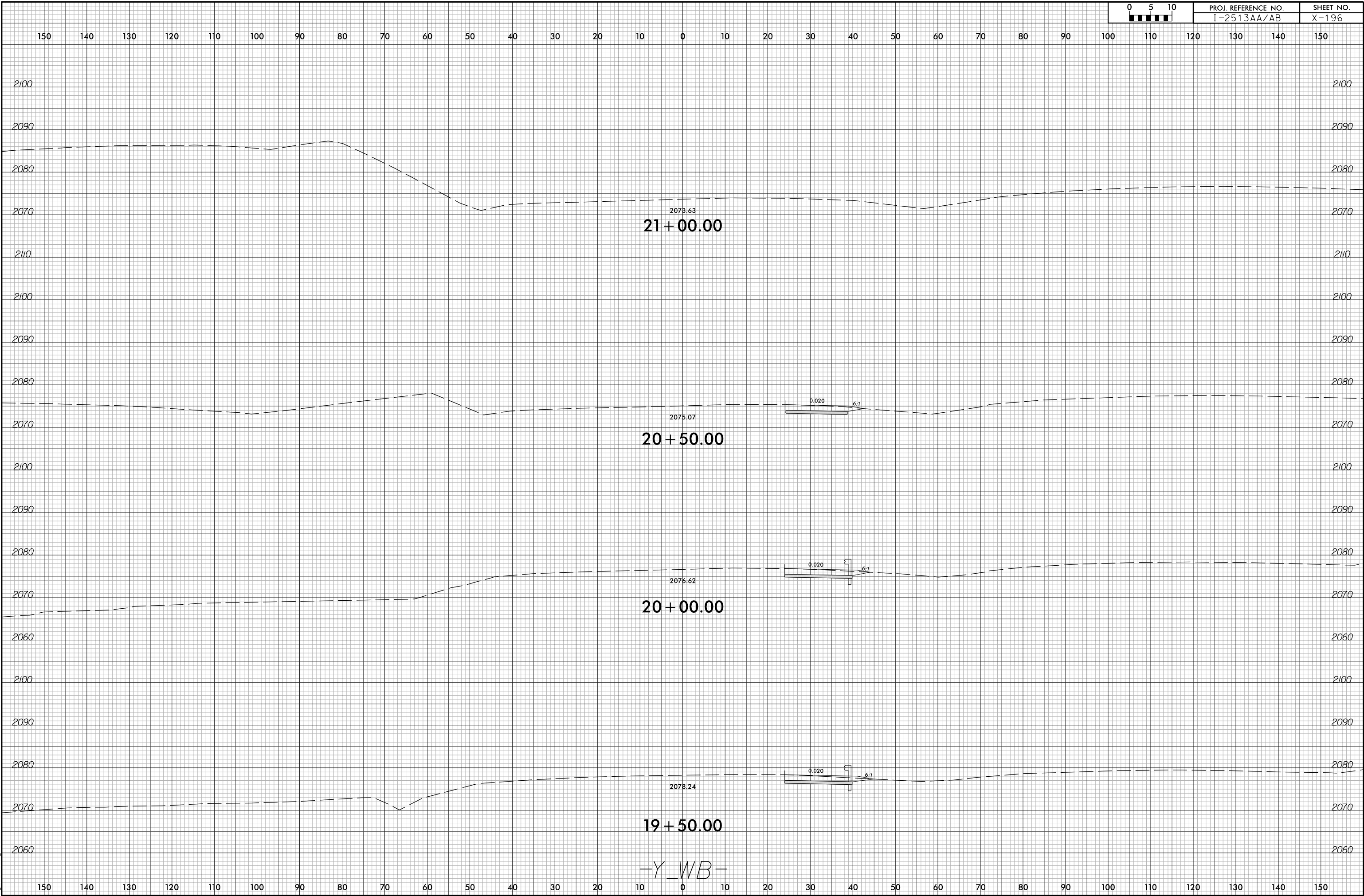
2/5/2024
I-2513AA_RDY_XPL_Y_WB.dgn
Tyler, Corey



150 140 130 120 110 100 90 80 70 60 50 40 30 20 10 0 10 20 30 40 50 60 70 80 90 100 110 120 130 140 150




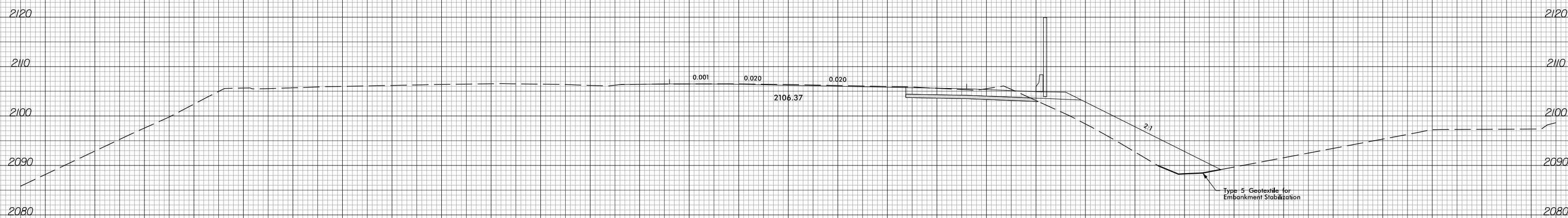
150 140 130 120 110 100 90 80 70 60 50 40 30 20 10 0 10 20 30 40 50 60 70 80 90 100 110 120 130 140 150



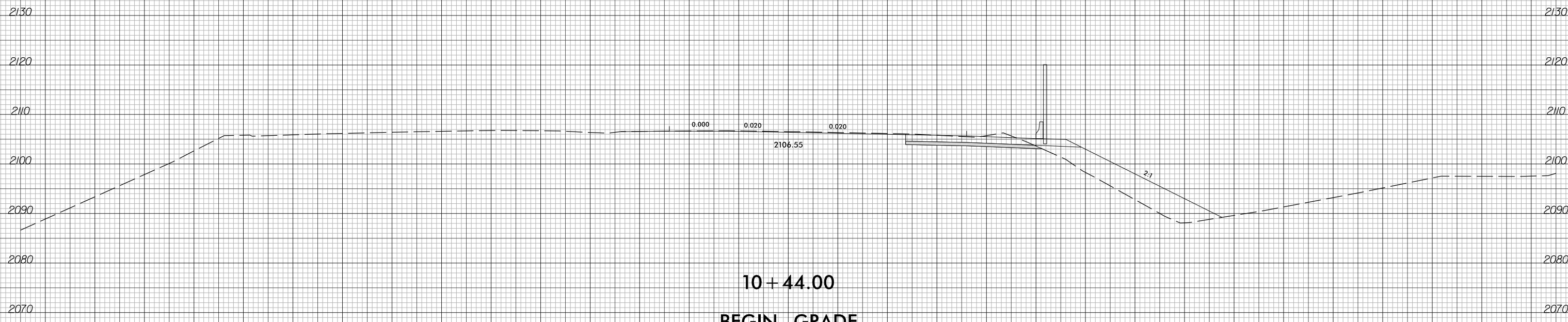
-Y_WB-

150 140 130 120 110 100 90 80 70 60 50 40 30 20 10 0 10 20 30 40 50 60 70 80 90 100 110 120 130 140 150

 = UNDERCUT EXCAVATION FOR SUBGRADE STABILITY



10+50.00



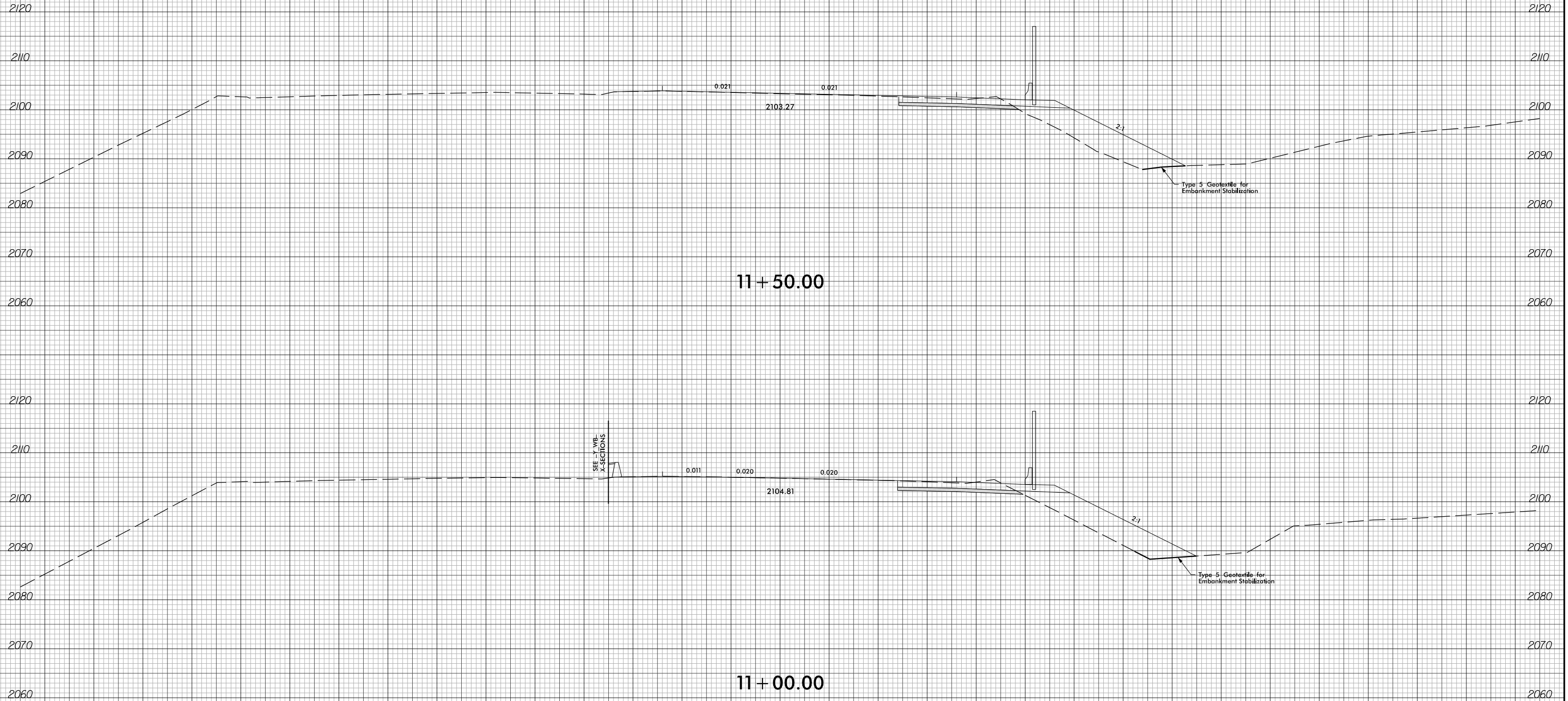
10+44.00

BEGIN GRADE
-Y_EB- STA. 10+44.00

-Y_EB-

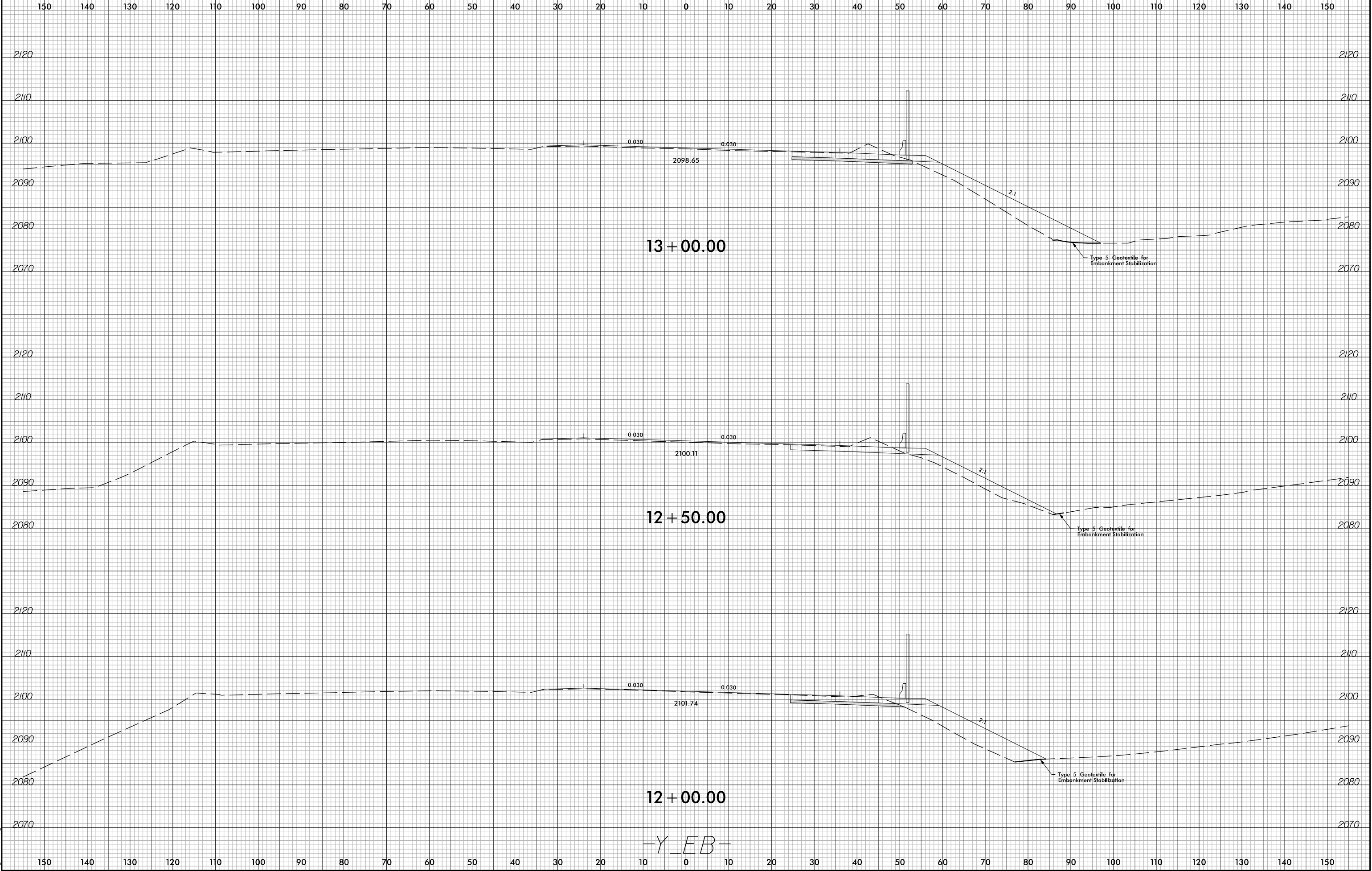
150 140 130 120 110 100 90 80 70 60 50 40 30 20 10 0 10 20 30 40 50 60 70 80 90 100 110 120 130 140 150

150 140 130 120 110 100 90 80 70 60 50 40 30 20 10 0 10 20 30 40 50 60 70 80 90 100 110 120 130 140 150



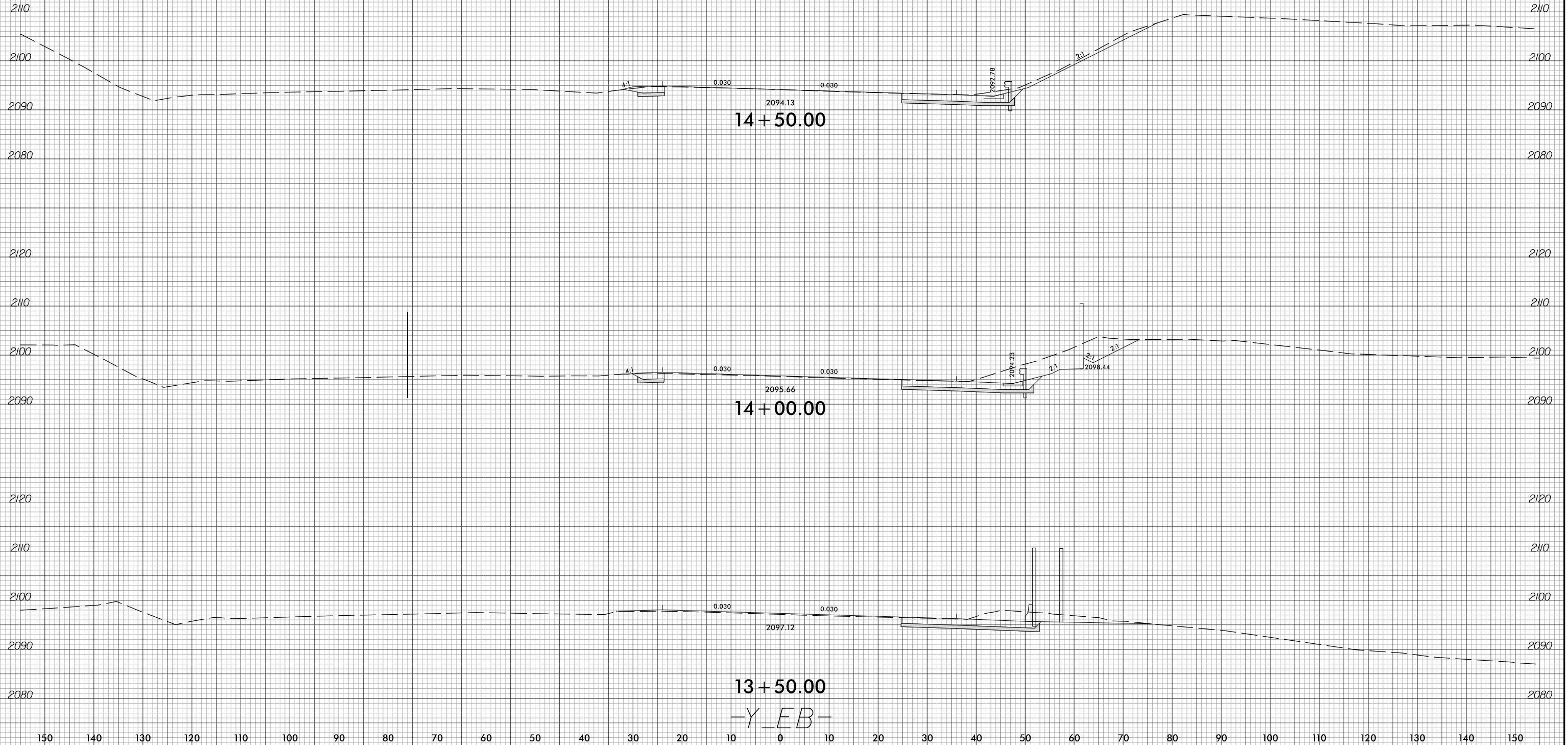
-Y-EB-

150 140 130 120 110 100 90 80 70 60 50 40 30 20 10 0 10 20 30 40 50 60 70 80 90 100 110 120 130 140 150

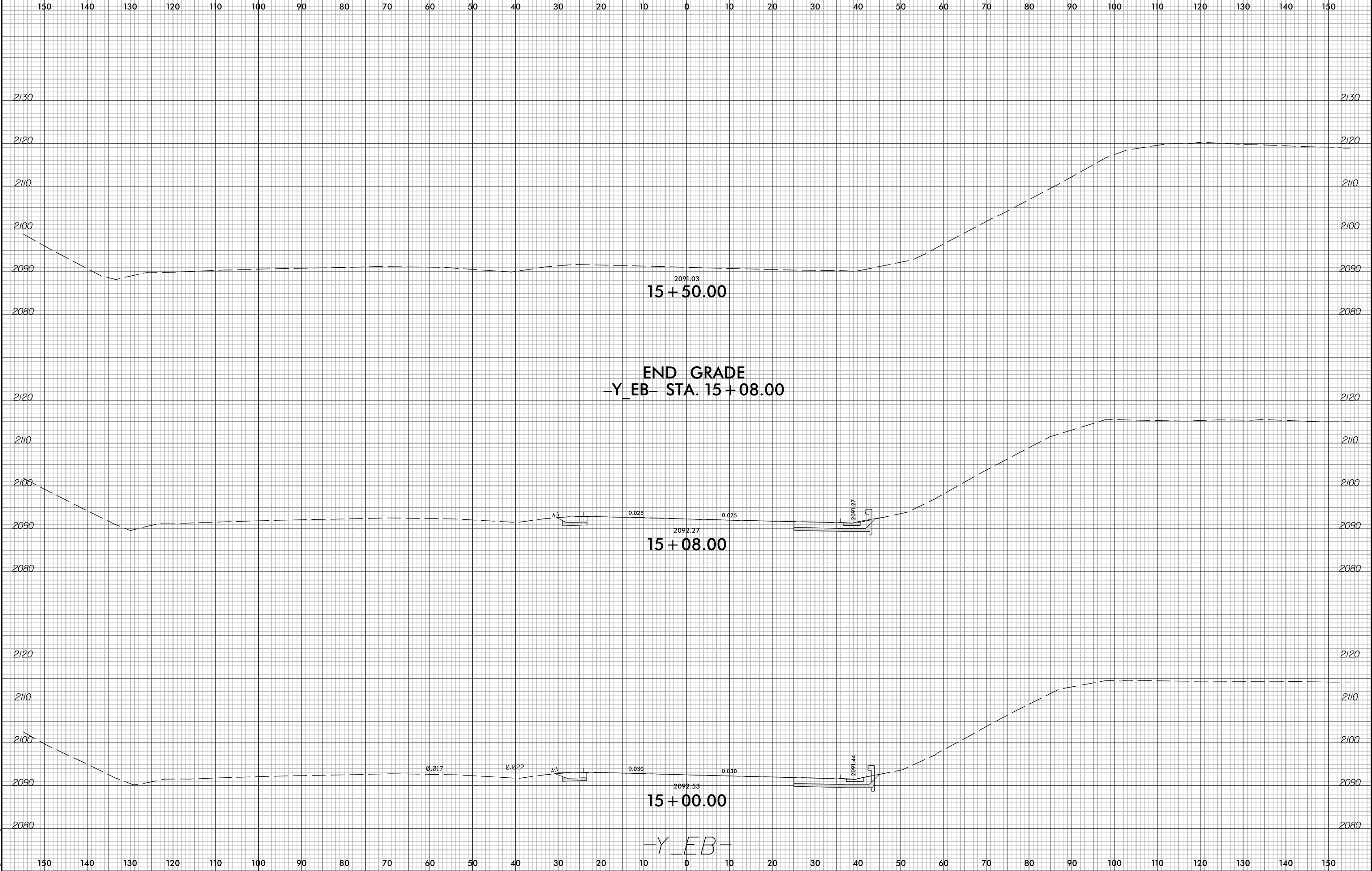


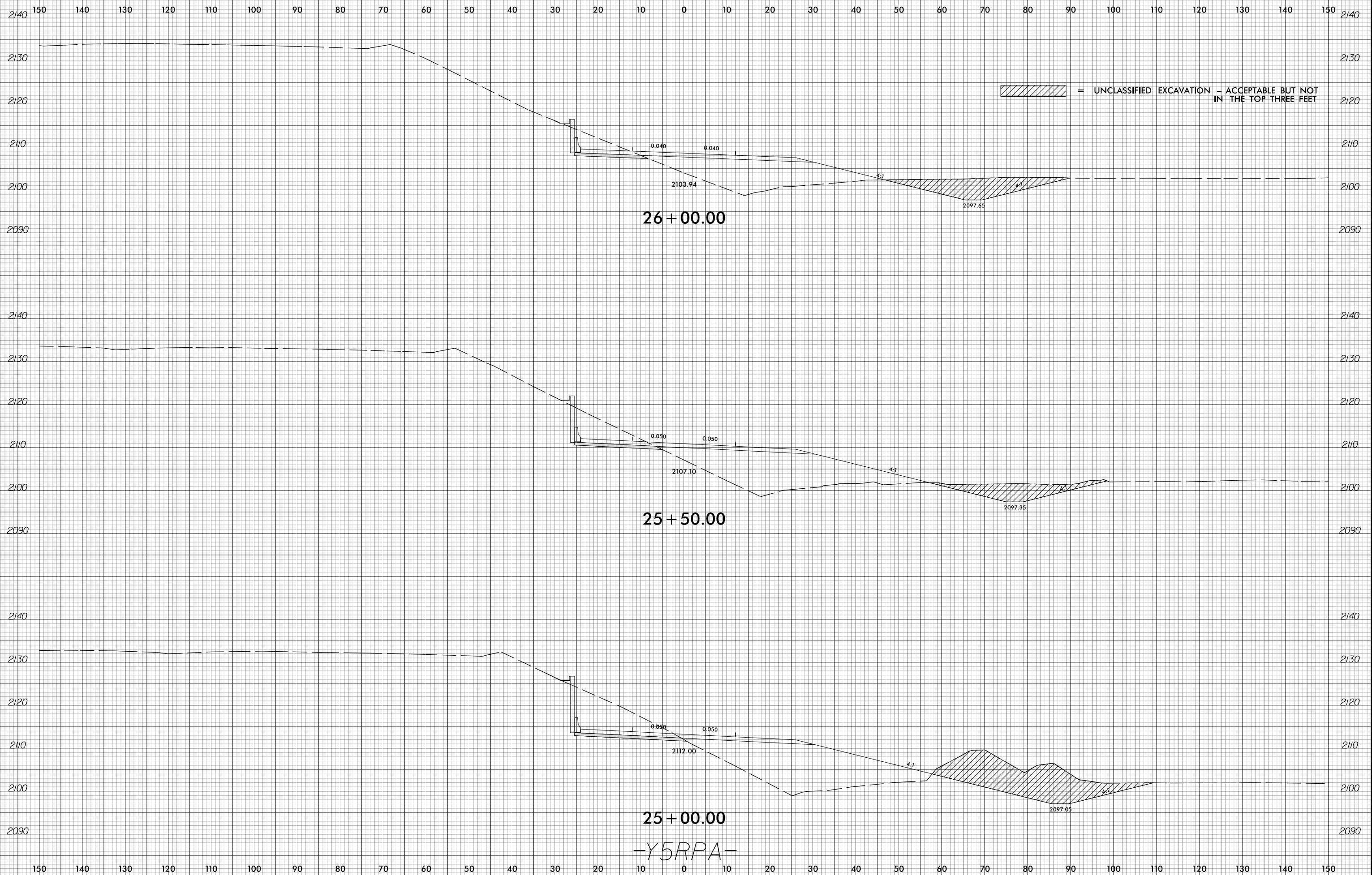
-Y_EB-

150 140 130 120 110 100 90 80 70 60 50 40 30 20 10 0 10 20 30 40 50 60 70 80 90 100 110 120 130 140 150






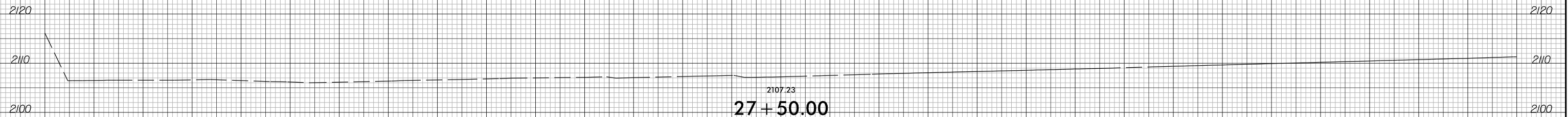
-Y_EB-



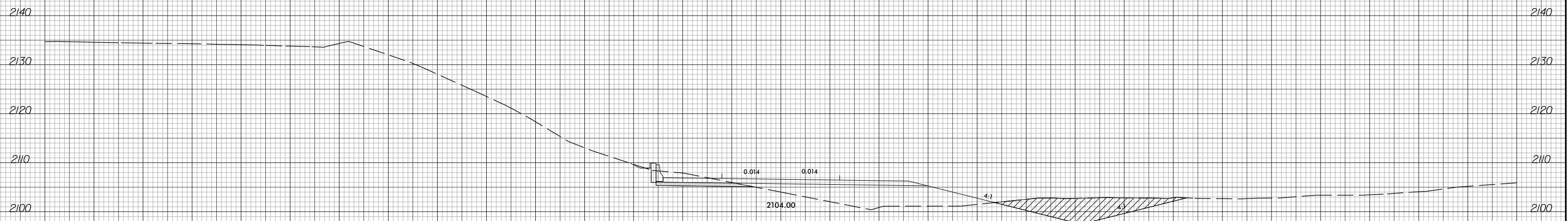
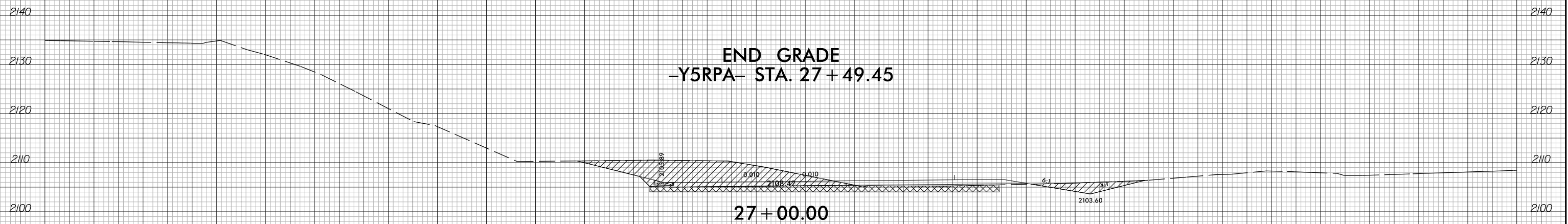


150 140 130 120 110 100 90 80 70 60 50 40 30 20 10 0 10 20 30 40 50 60 70 80 90 100 110 120 130 140 150

-  = UNDERCUT EXCAVATION FOR SUBGRADE STABILITY
-  = UNDERCUT
-  = UNCLASSIFIED EXCAVATION - ACCEPTABLE BUT NOT IN THE TOP THREE FEET



END GRADE
-Y5RPA- STA. 27+49.45



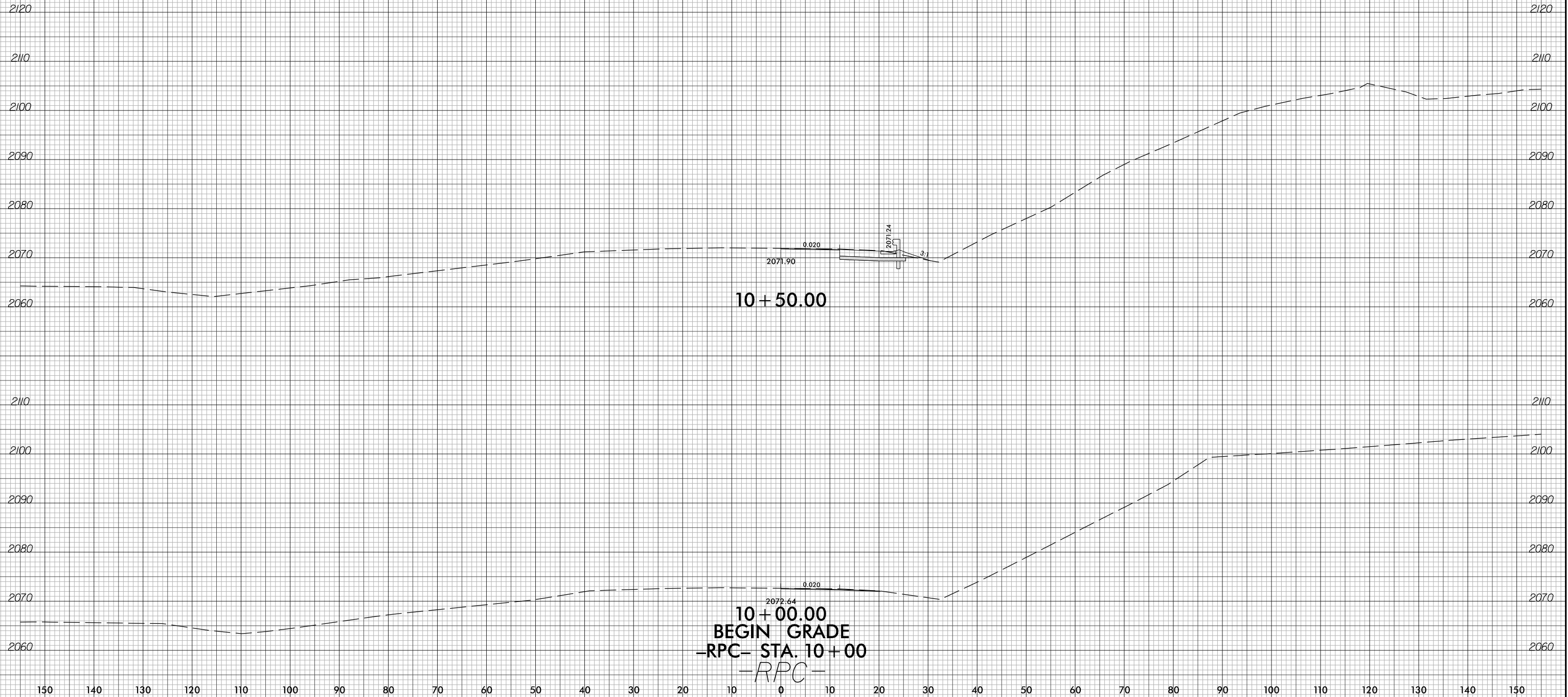
26+50.00
-Y5RPA-

150 140 130 120 110 100 90 80 70 60 50 40 30 20 10 0 10 20 30 40 50 60 70 80 90 100 110 120 130 140 150



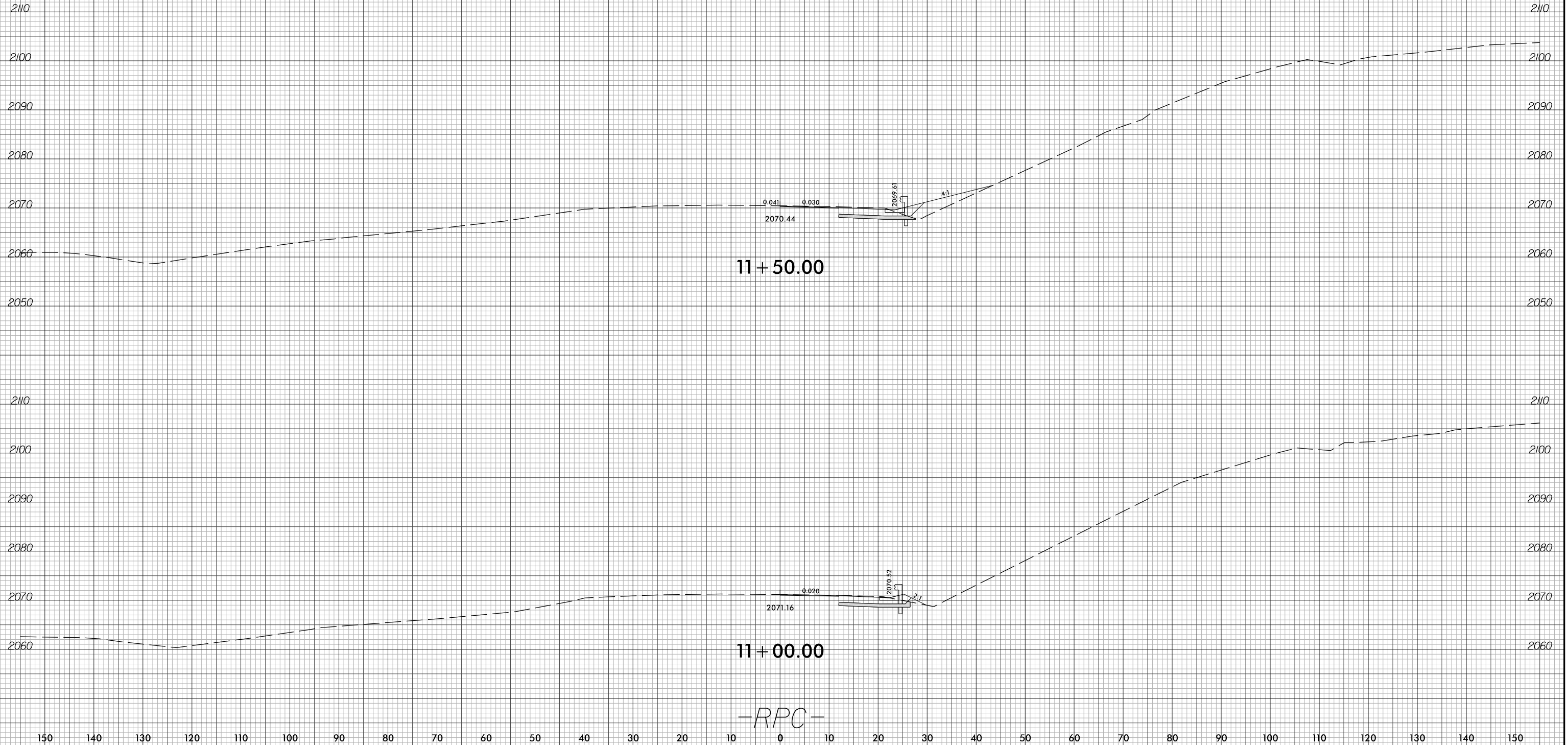
150 140 130 120 110 100 90 80 70 60 50 40 30 20 10 0 10 20 30 40 50 60 70 80 90 100 110 120 130 140 150

 = UNDERCUT EXCAVATION FOR SUBGRADE STABILITY





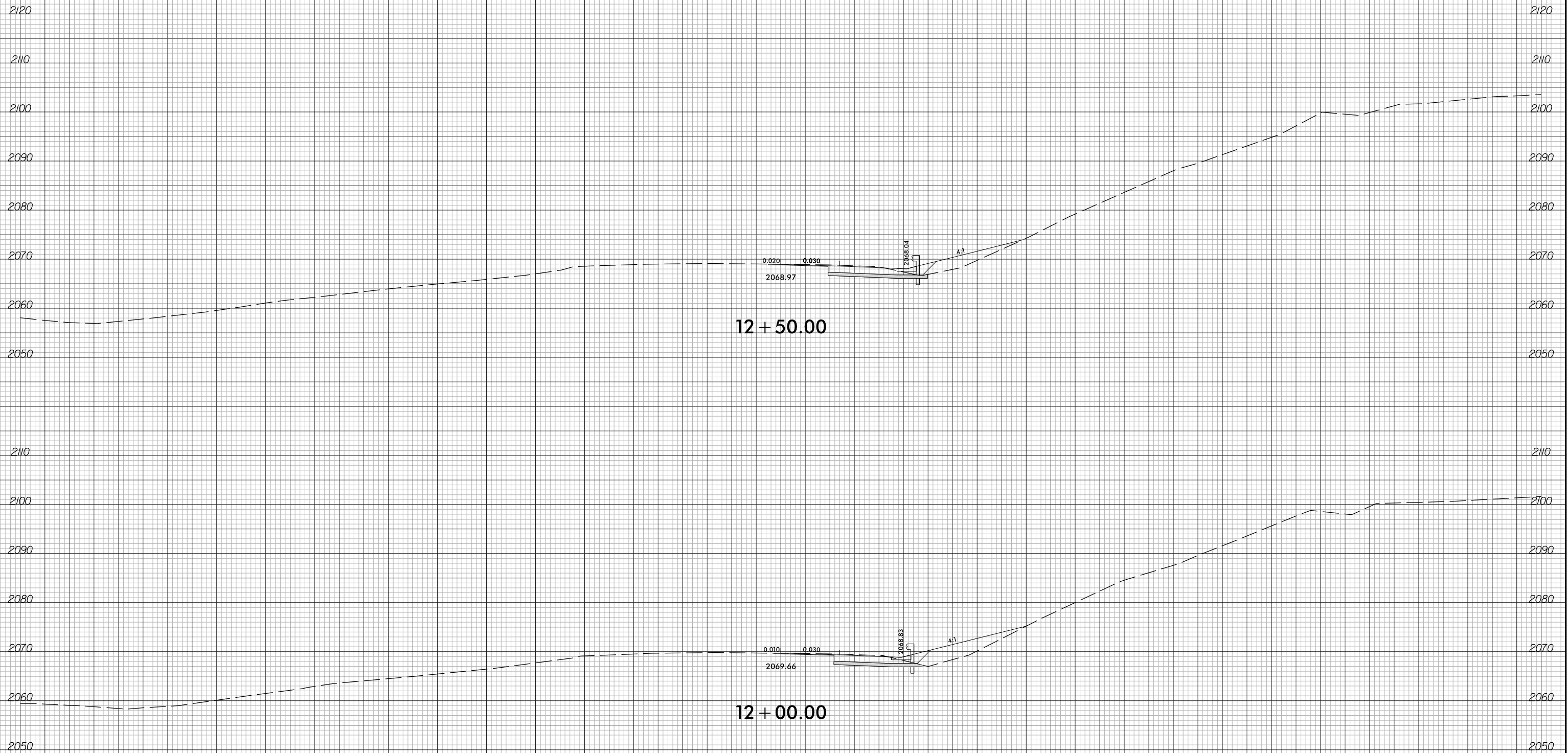
150 140 130 120 110 100 90 80 70 60 50 40 30 20 10 0 10 20 30 40 50 60 70 80 90 100 110 120 130 140 150



-RPC-



150 140 130 120 110 100 90 80 70 60 50 40 30 20 10 0 10 20 30 40 50 60 70 80 90 100 110 120 130 140 150



12 + 50.00

12 + 00.00

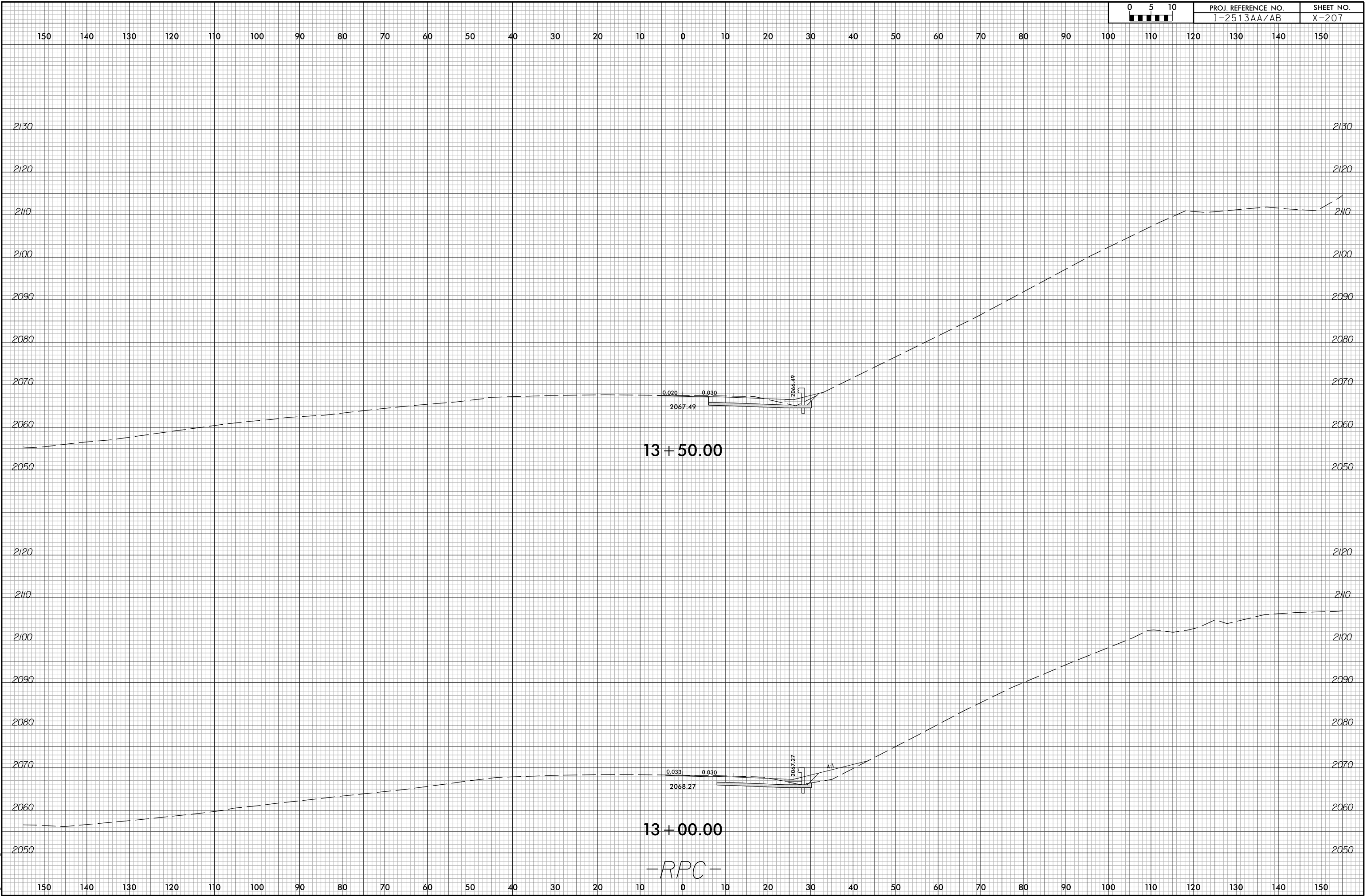
-RPC-

6/23/16



PROJ. REFERENCE NO.
I-2513AA/AB

SHEET NO.
X-207



13+50.00

13+00.00

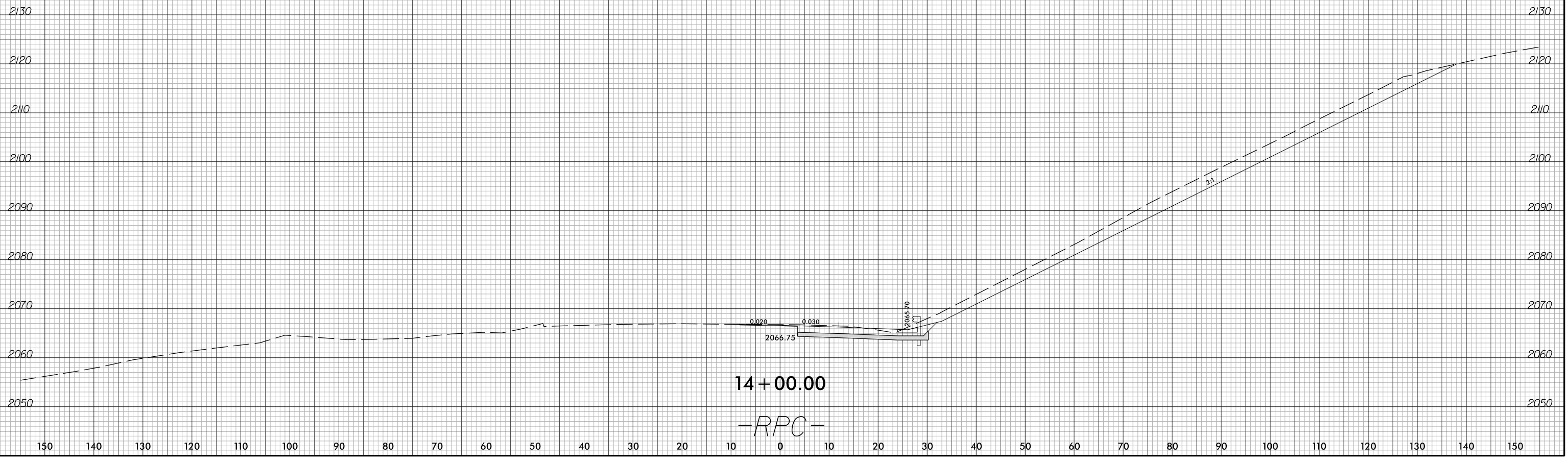
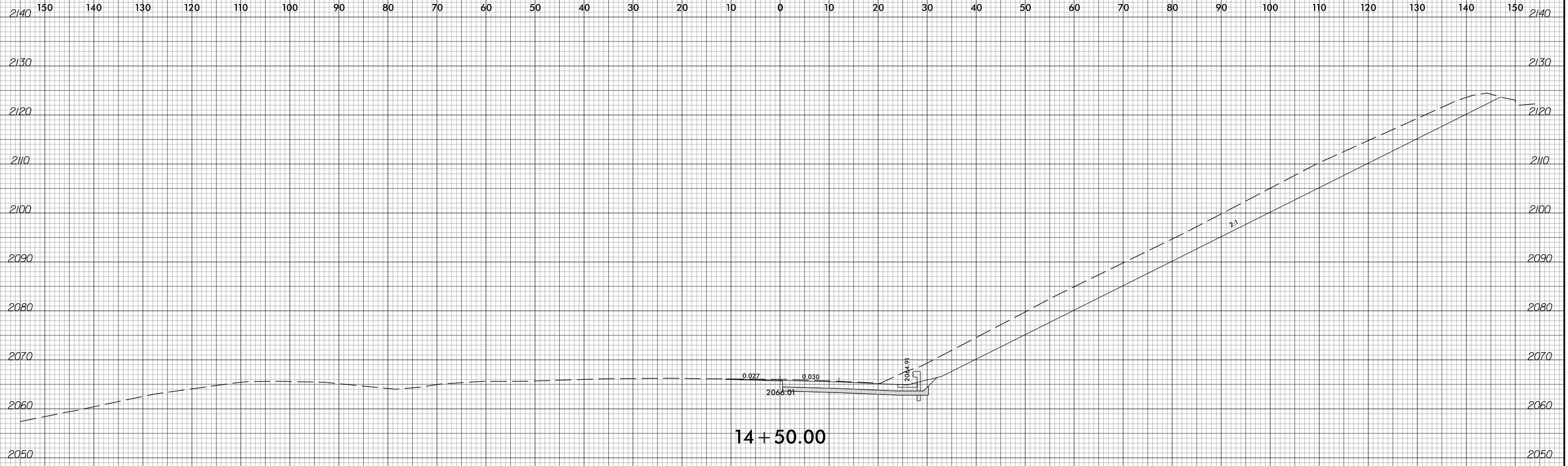
-RPC-

2/5/2024
I-2513AA_RDY_XPL_RPC.dgn
Tyler Corey

6/23/16



PROJ. REFERENCE NO.	SHEET NO.
I-2513AA/AB	X-208



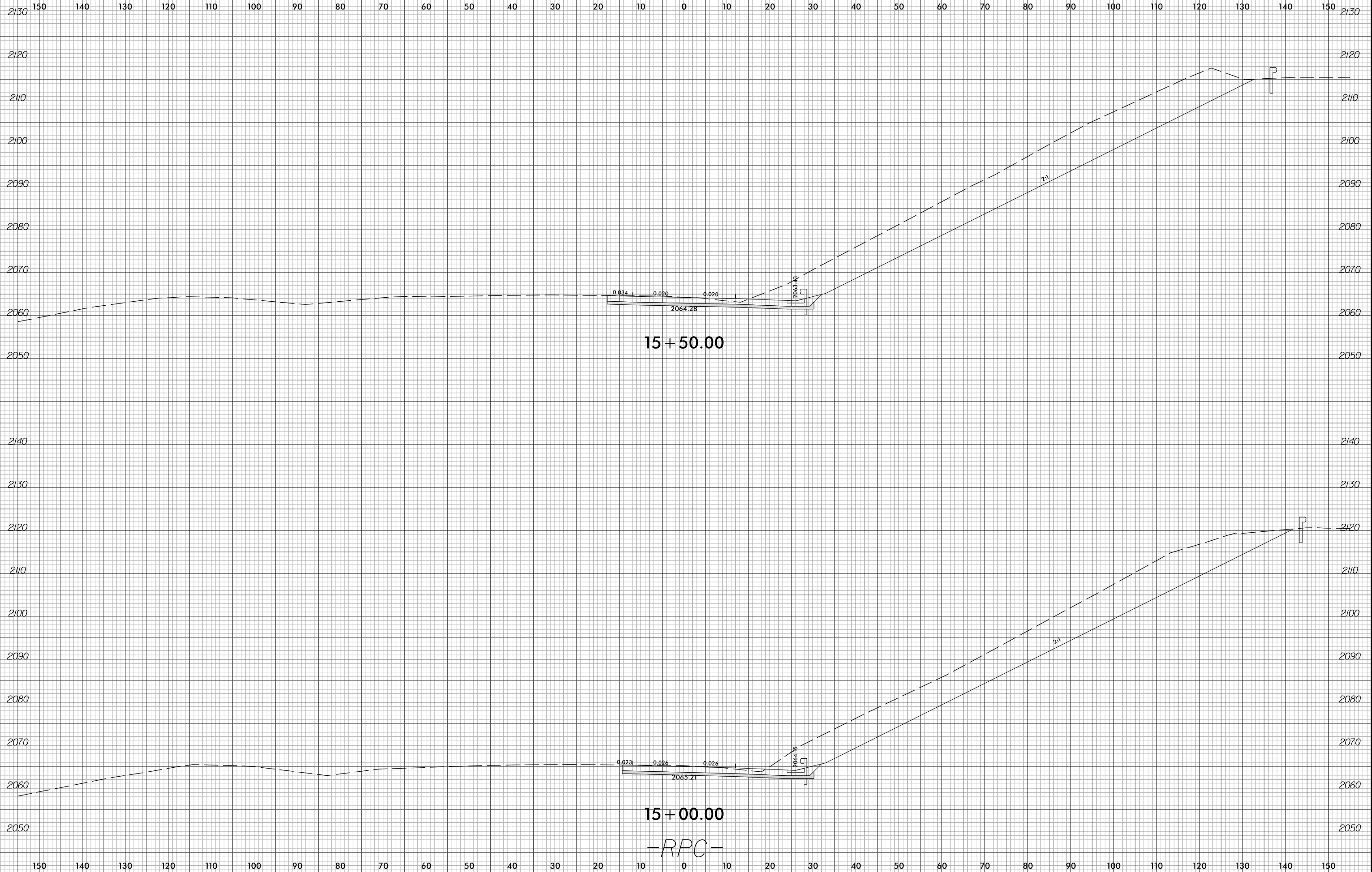
2/5/2024 I-2513AA_RDY_XPL_RPC.dgn Tyler, Corey

6/23/16



PROJ. REFERENCE NO.
I-2513AA/AB

SHEET NO.
X-209

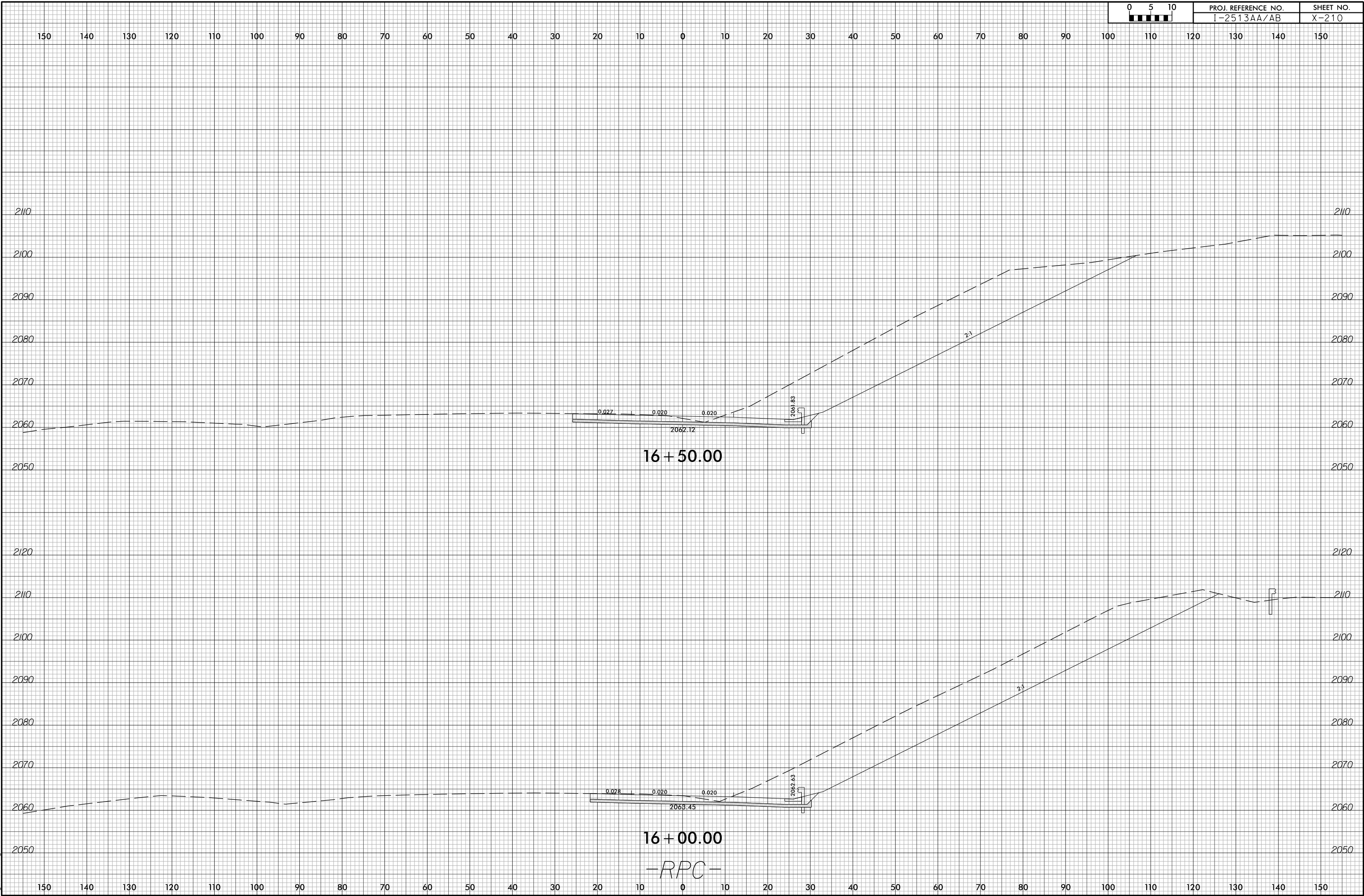


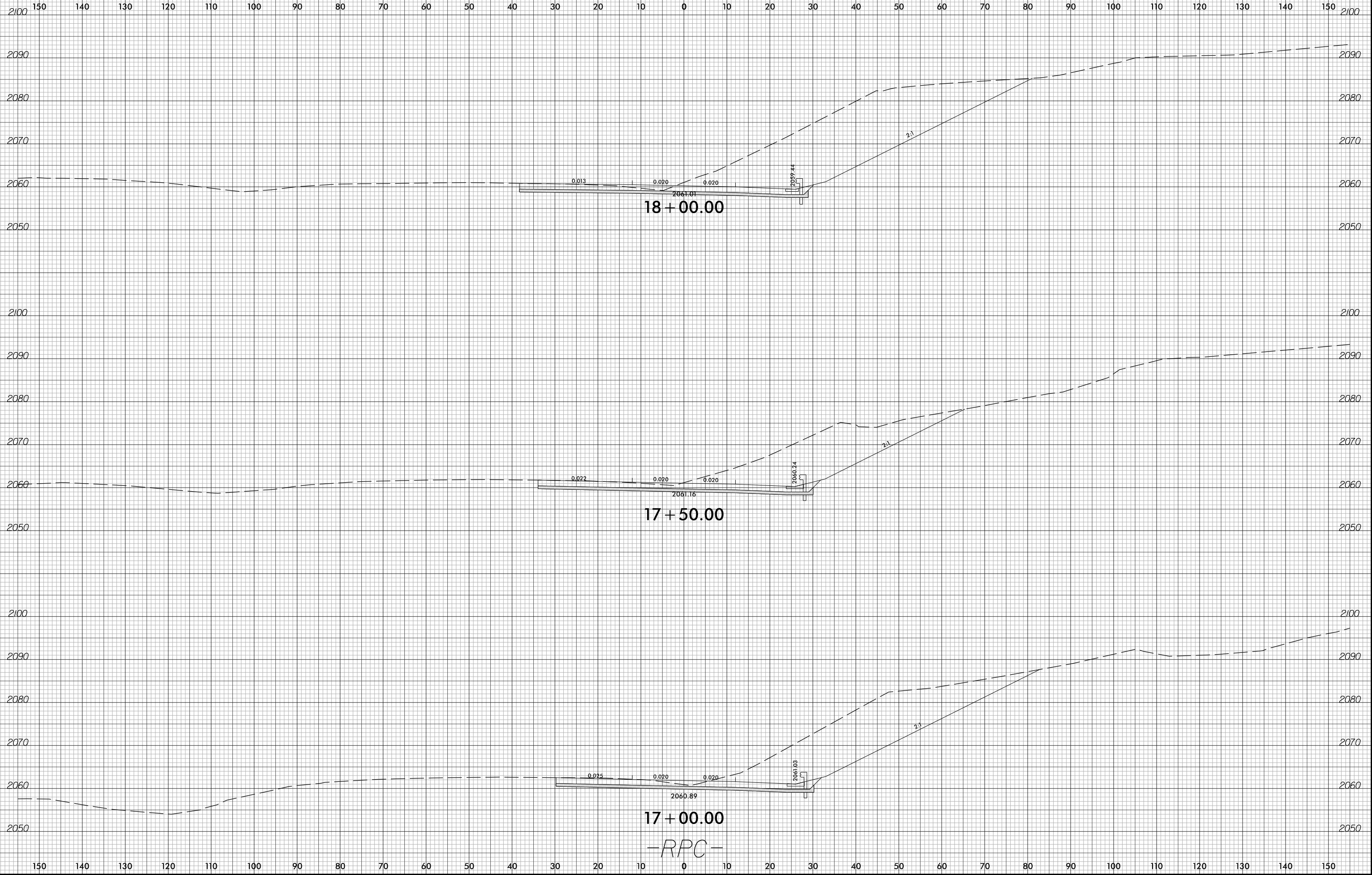
15+50.00

15+00.00

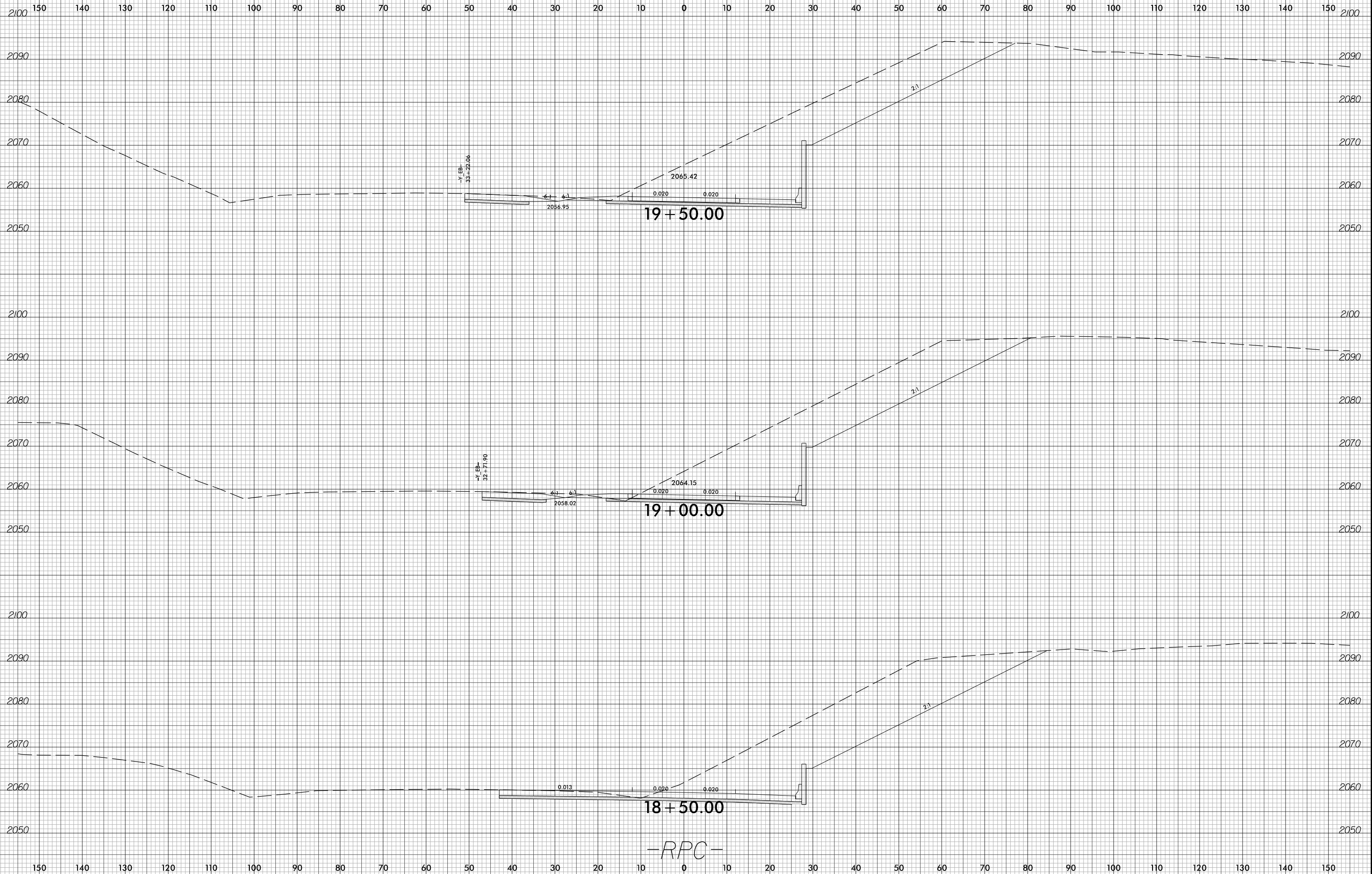
-RPC-

2/5/2024
I-2513AA_RDY_XPL_RPC.dgn
Lyle, Corey

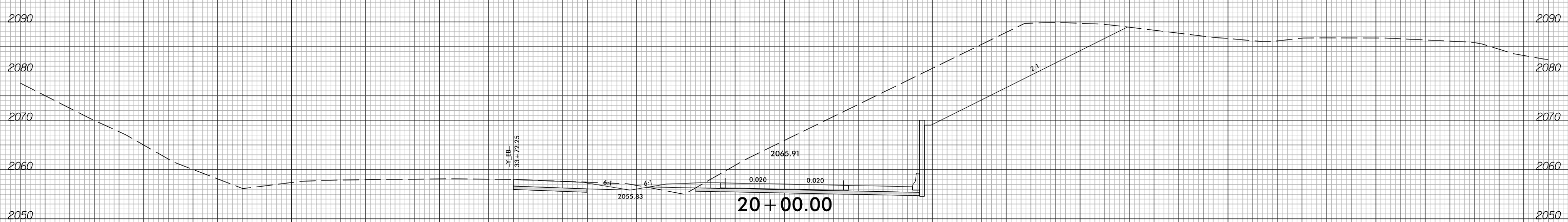
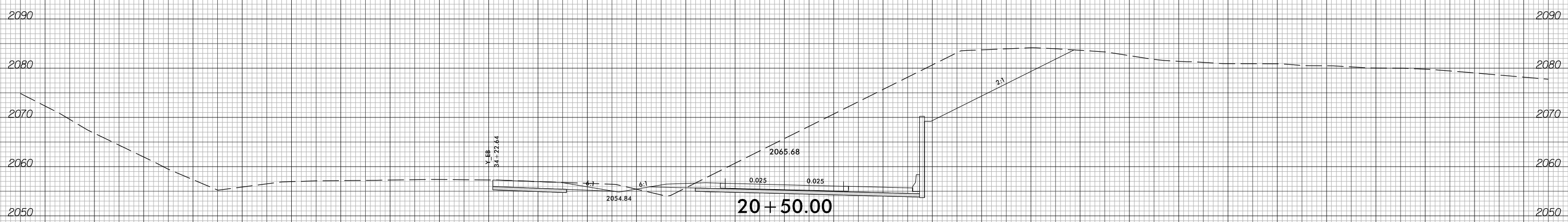




-RPC-

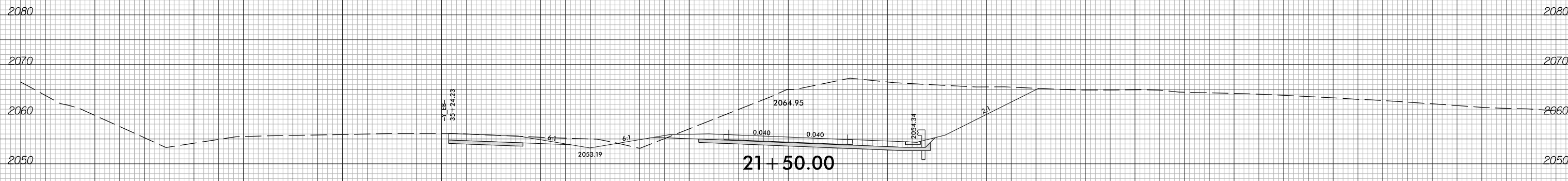
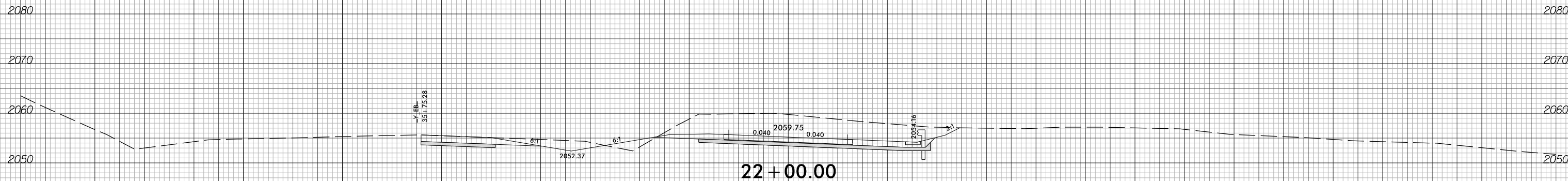
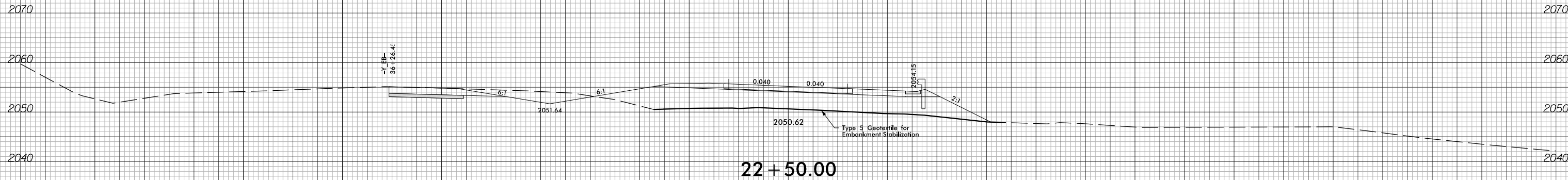


150 140 130 120 110 100 90 80 70 60 50 40 30 20 10 0 10 20 30 40 50 60 70 80 90 100 110 120 130 140 150



-RPC-


150 140 130 120 110 100 90 80 70 60 50 40 30 20 10 0 10 20 30 40 50 60 70 80 90 100 110 120 130 140 150

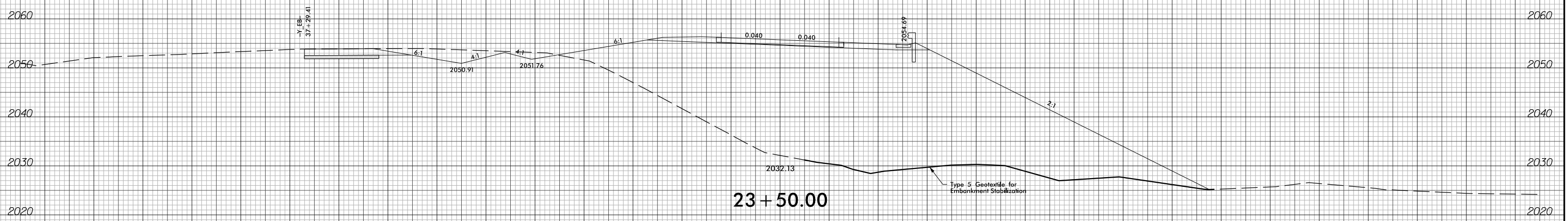
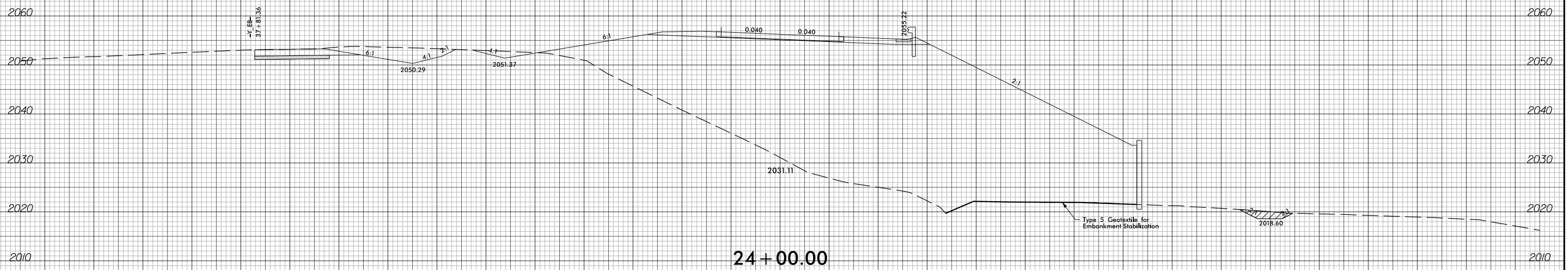


-RPC-

150 140 130 120 110 100 90 80 70 60 50 40 30 20 10 0 10 20 30 40 50 60 70 80 90 100 110 120 130 140 150


150 140 130 120 110 100 90 80 70 60 50 40 30 20 10 0 10 20 30 40 50 60 70 80 90 100 110 120 130 140 150

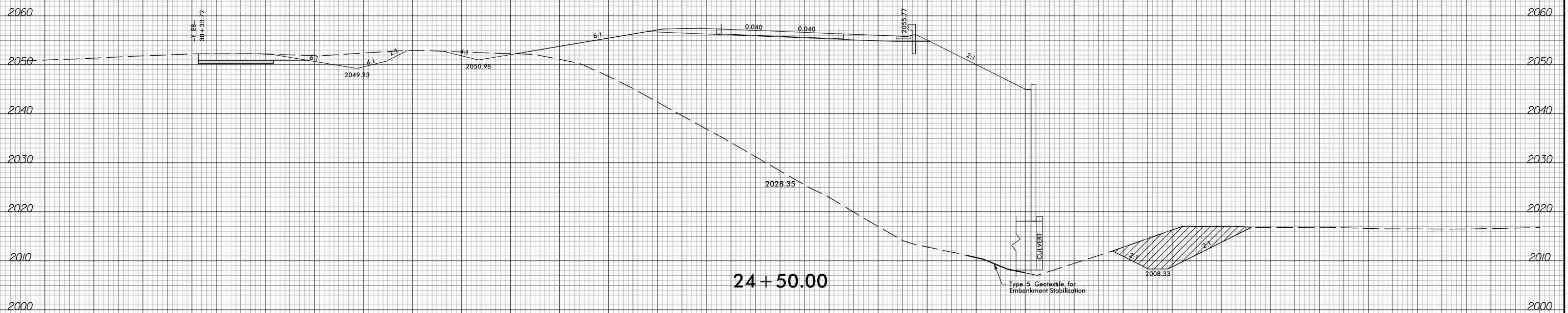
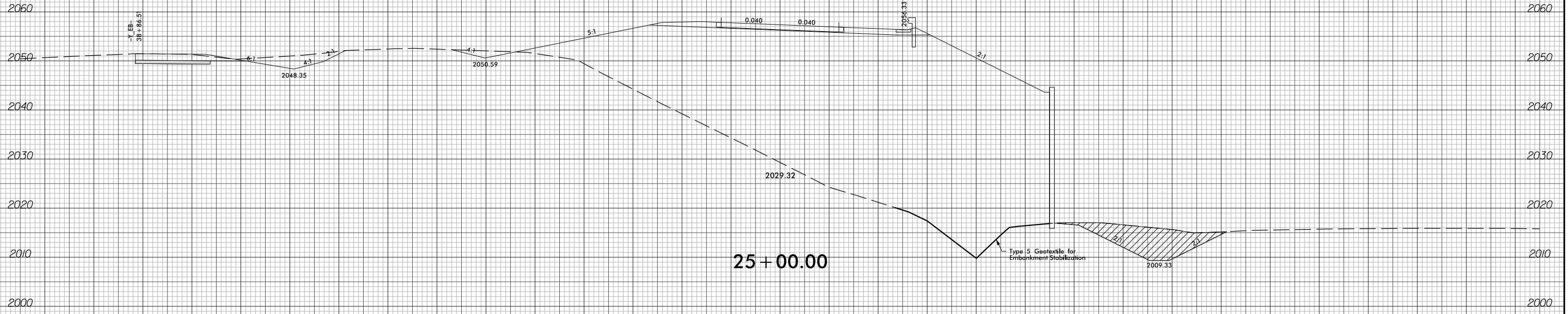
 = UNCLASSIFIED EXCAVATION - ACCEPTABLE BUT NOT IN THE TOP THREE FEET



-RPC-

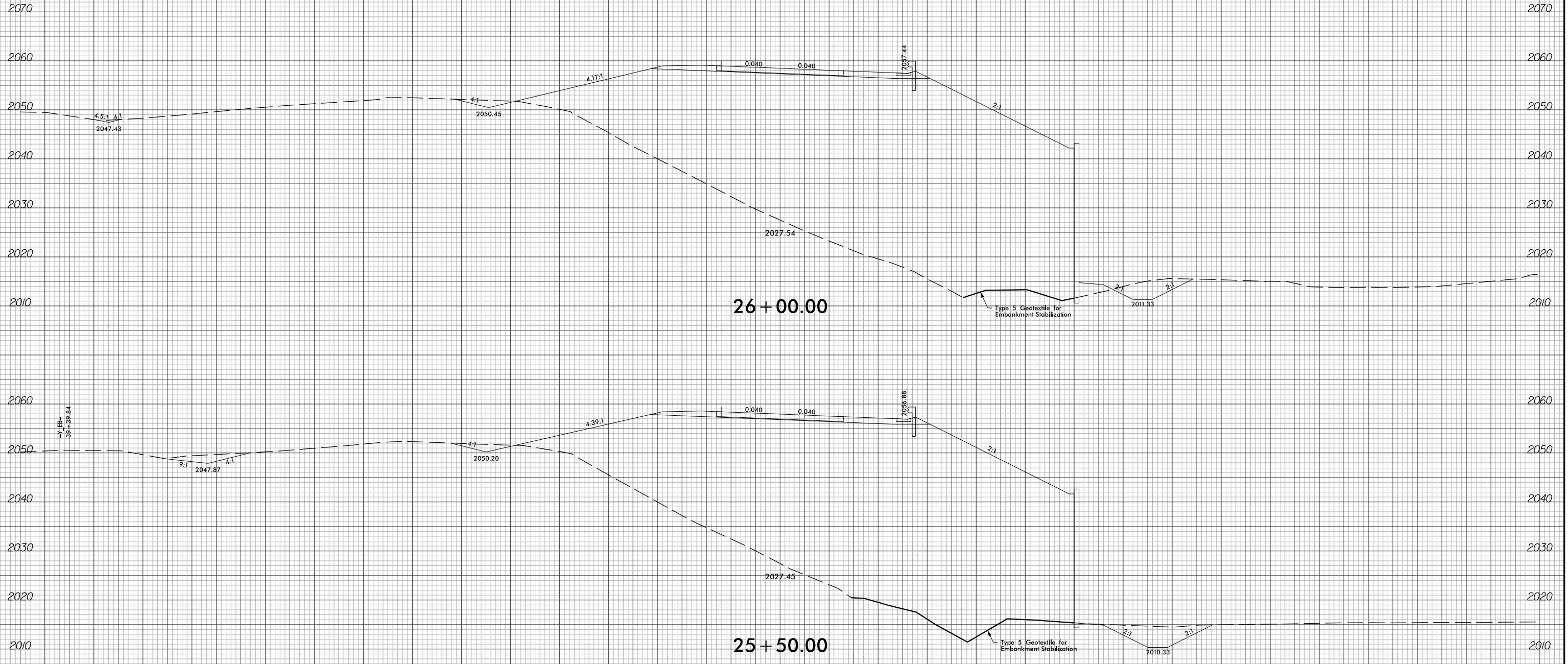
150 140 130 120 110 100 90 80 70 60 50 40 30 20 10 0 10 20 30 40 50 60 70 80 90 100 110 120 130 140 150

 = UNCLASSIFIED EXCAVATION - ACCEPTABLE BUT NOT IN THE TOP THREE FEET



-RPC-

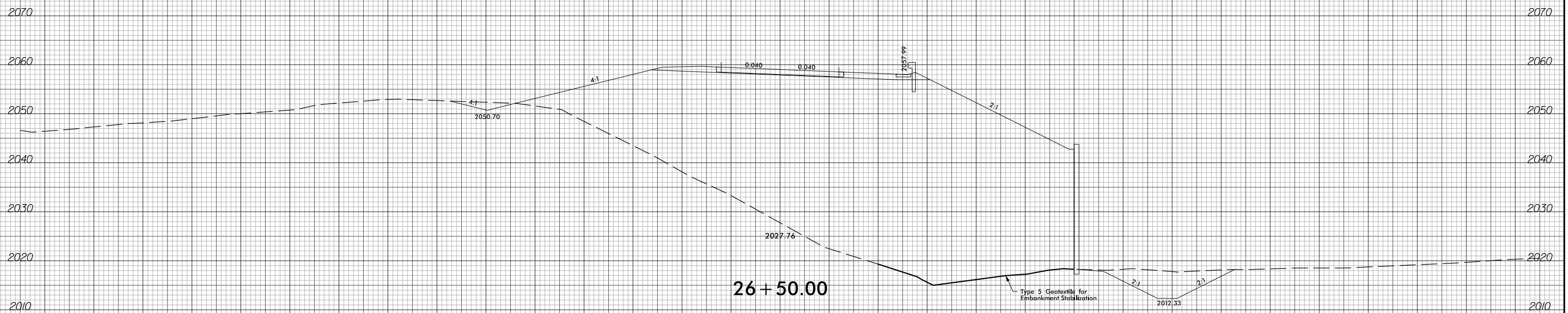
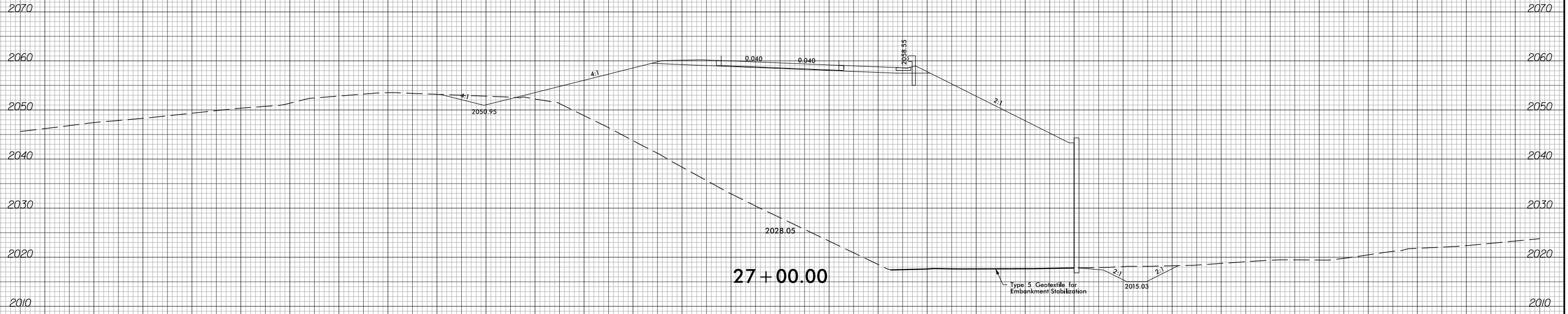
150 140 130 120 110 100 90 80 70 60 50 40 30 20 10 0 10 20 30 40 50 60 70 80 90 100 110 120 130 140 150



-RPC-

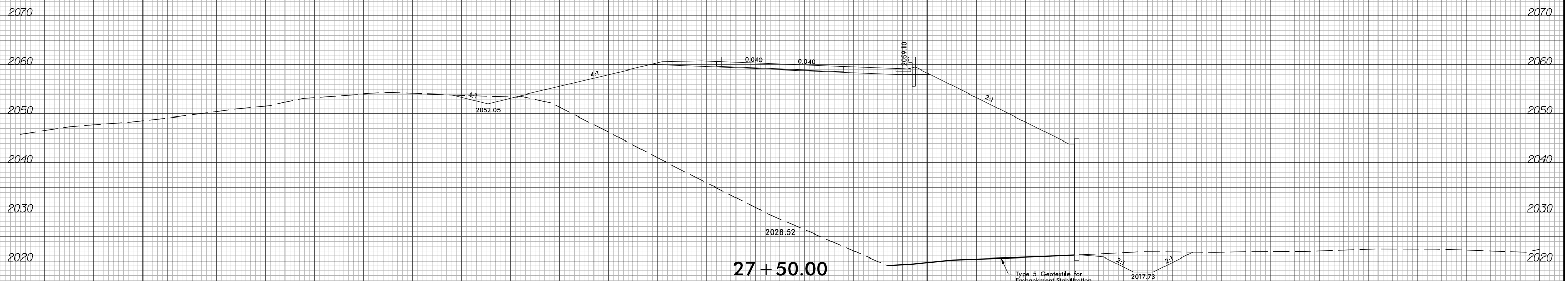
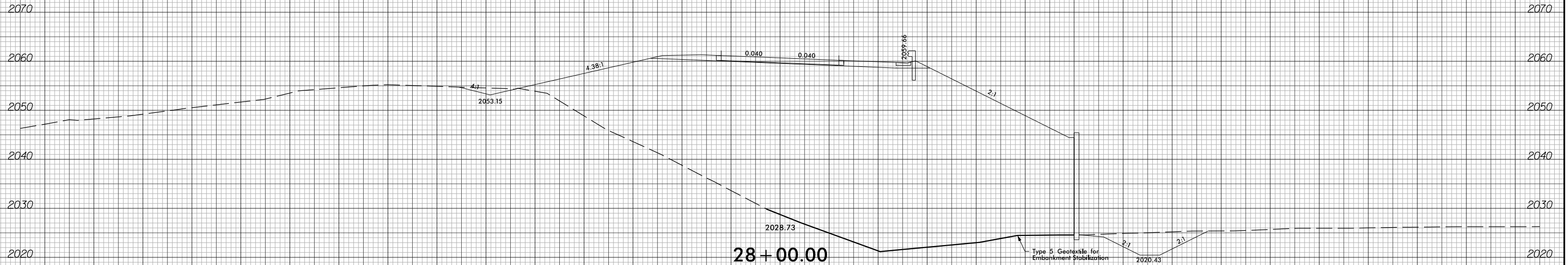
150 140 130 120 110 100 90 80 70 60 50 40 30 20 10 0 10 20 30 40 50 60 70 80 90 100 110 120 130 140 150

150 140 130 120 110 100 90 80 70 60 50 40 30 20 10 0 10 20 30 40 50 60 70 80 90 100 110 120 130 140 150



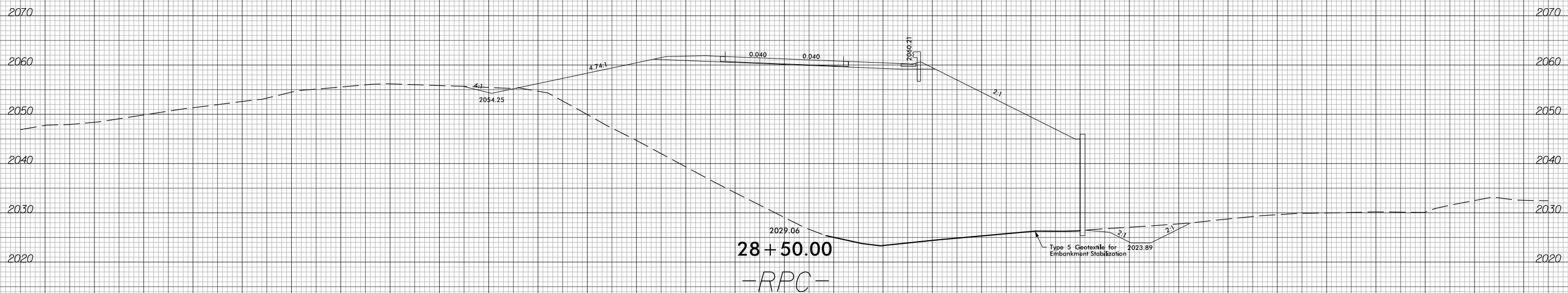
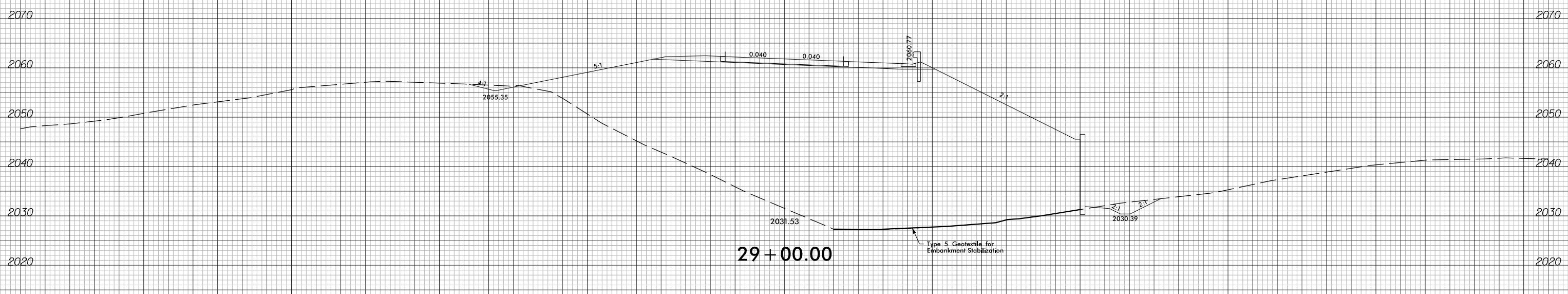
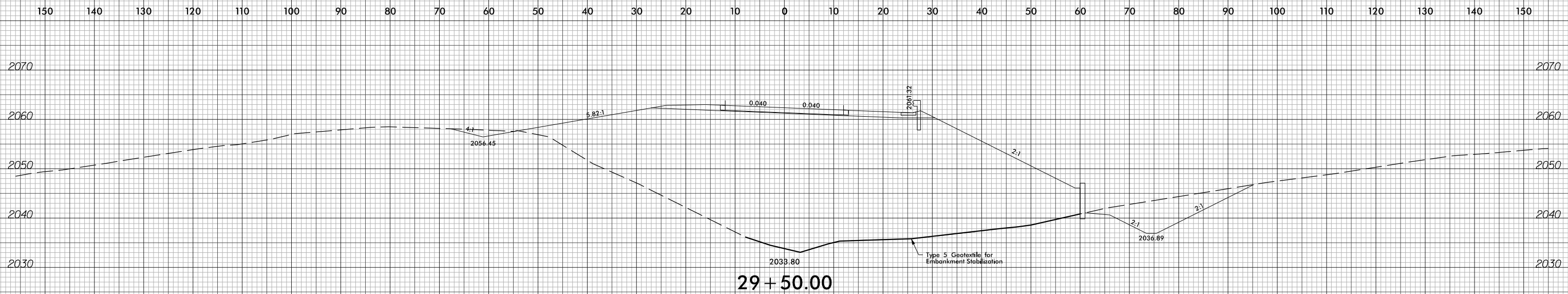
-RPC-

150 140 130 120 110 100 90 80 70 60 50 40 30 20 10 0 10 20 30 40 50 60 70 80 90 100 110 120 130 140 150



-RPC-

150 140 130 120 110 100 90 80 70 60 50 40 30 20 10 0 10 20 30 40 50 60 70 80 90 100 110 120 130 140 150

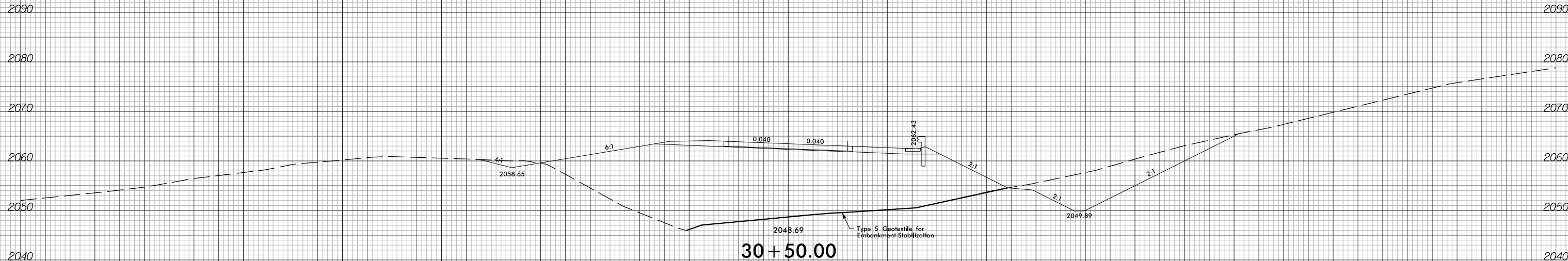
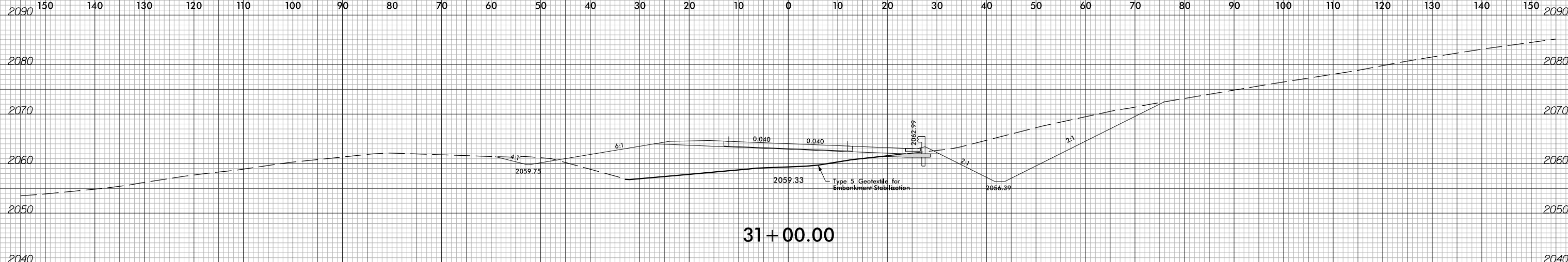


6/23/16



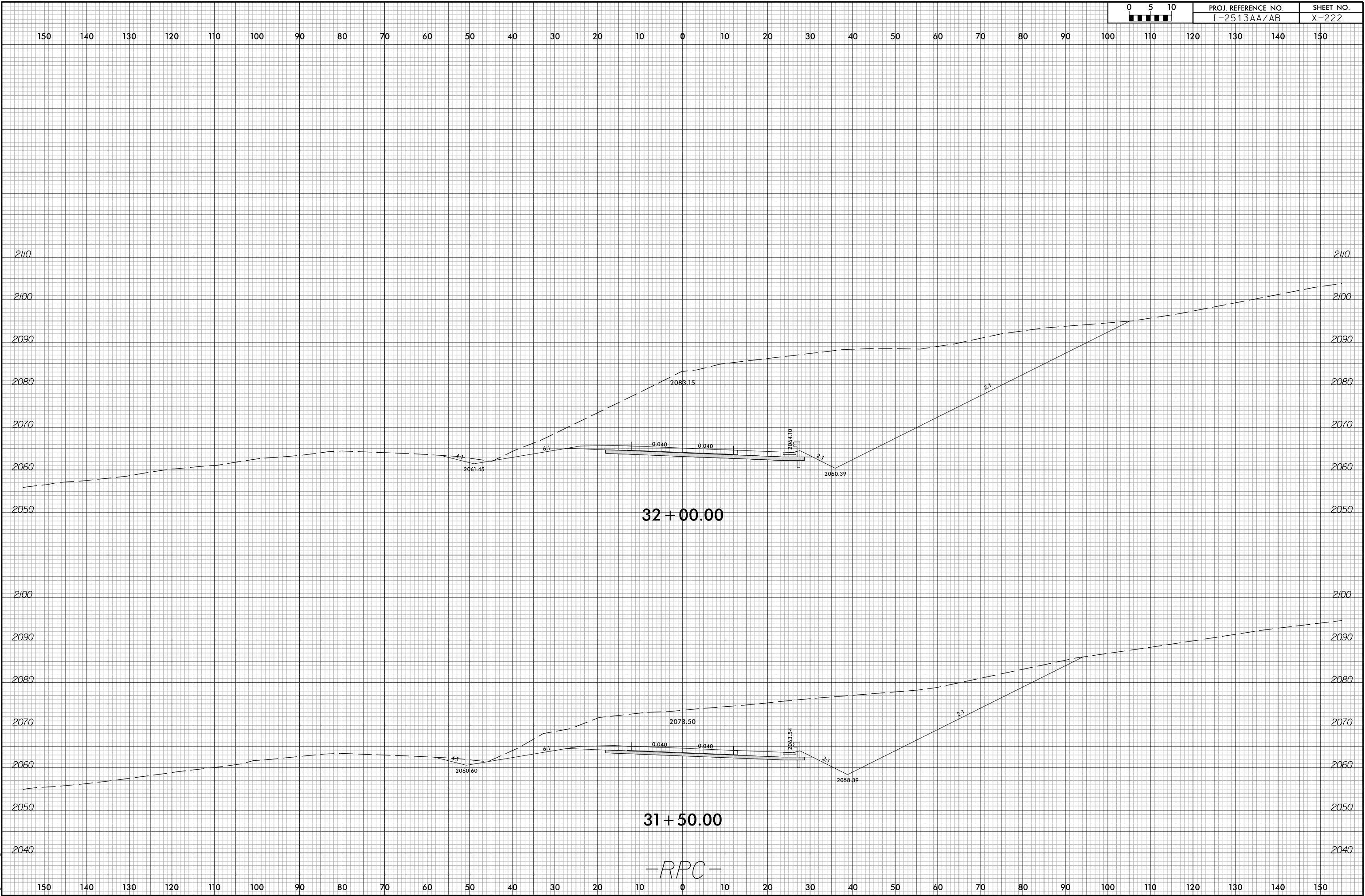
PROJ. REFERENCE NO.
I-2513AA/AB

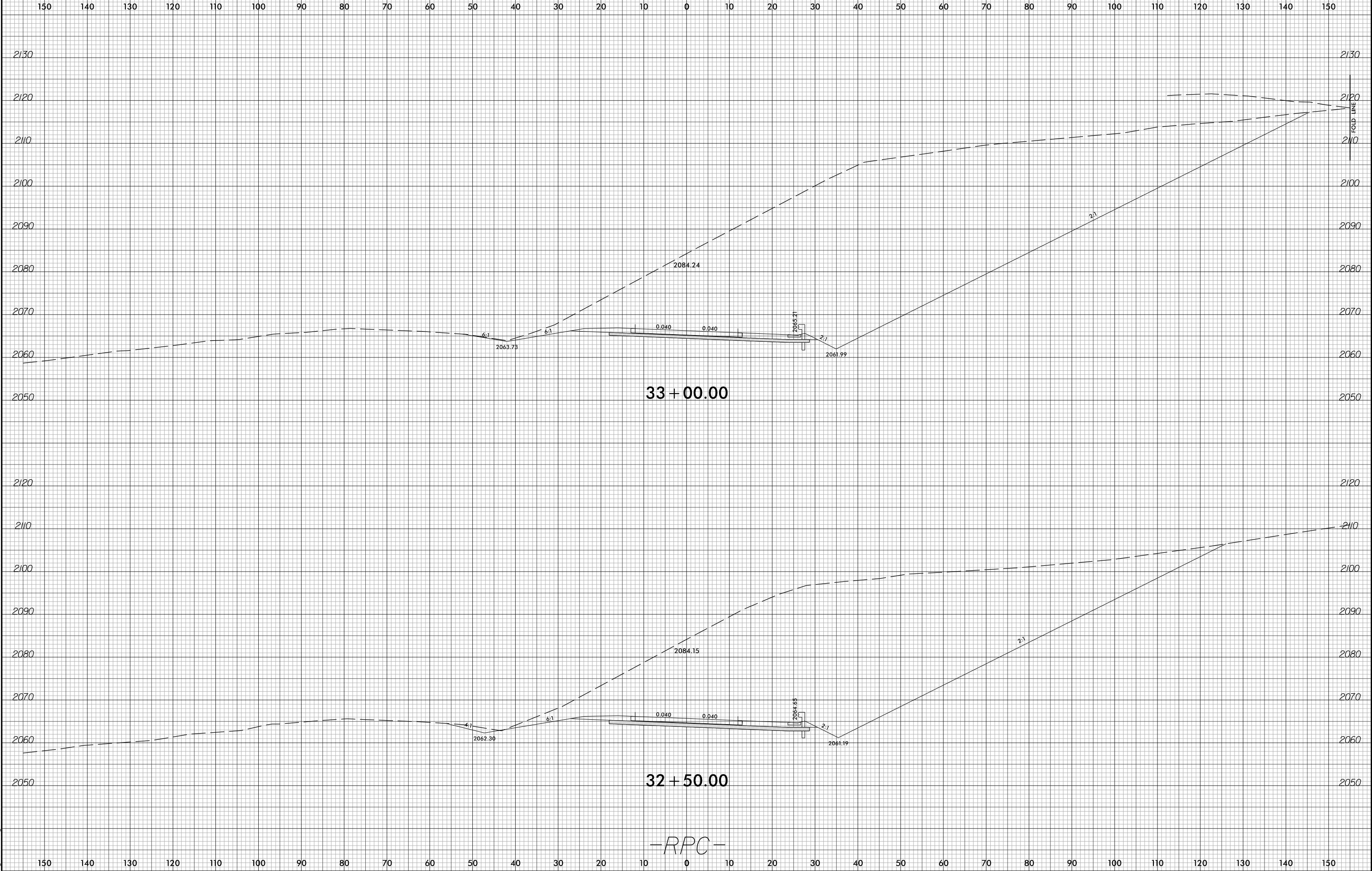
SHEET NO.
X-221



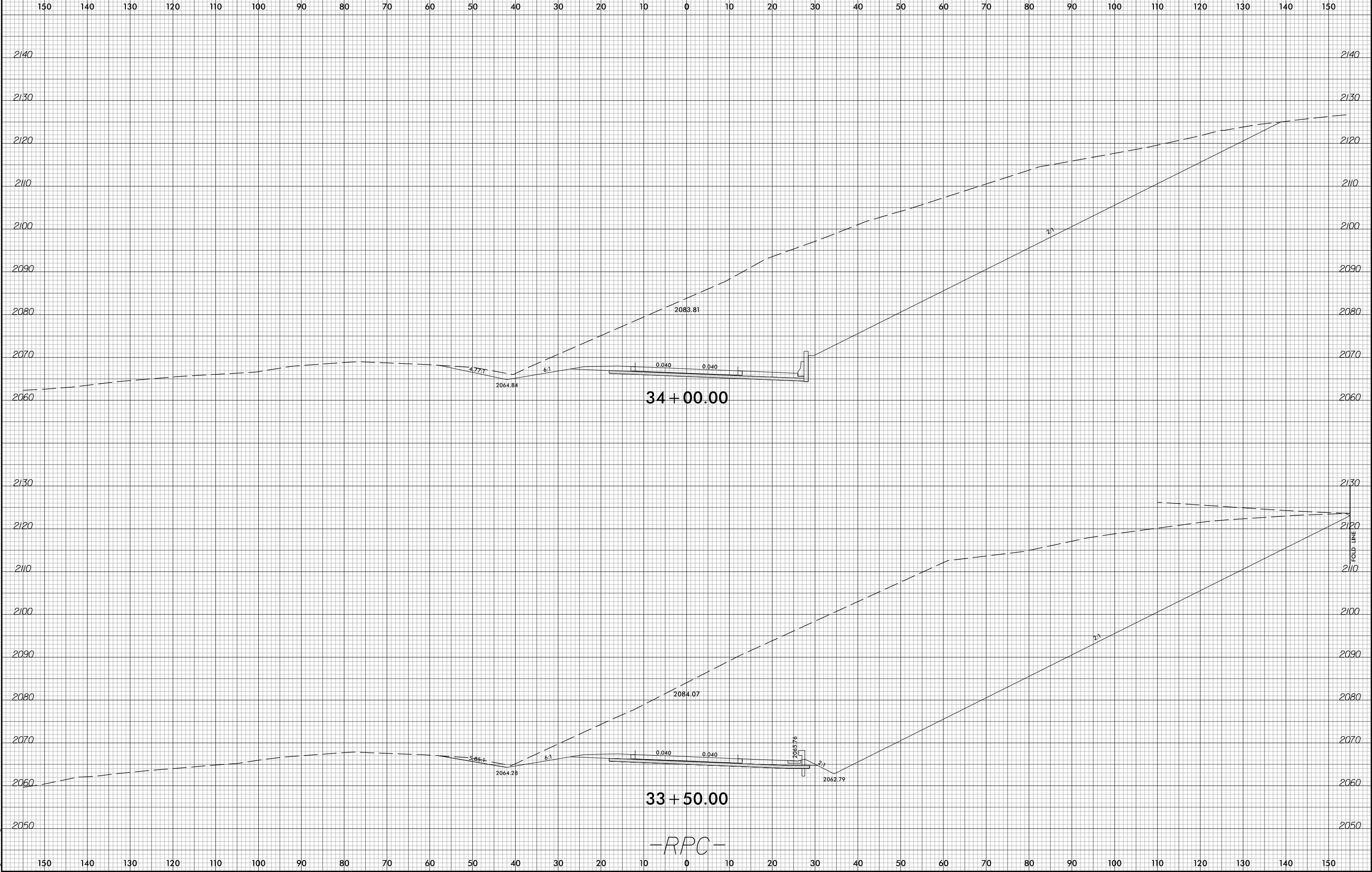
-RPC-

2/5/2024
I-2513AA_RDY_XPL_RPC.dgn
Tyler, Corey





-RPC-



34 + 00.00

33 + 50.00

-RPC-

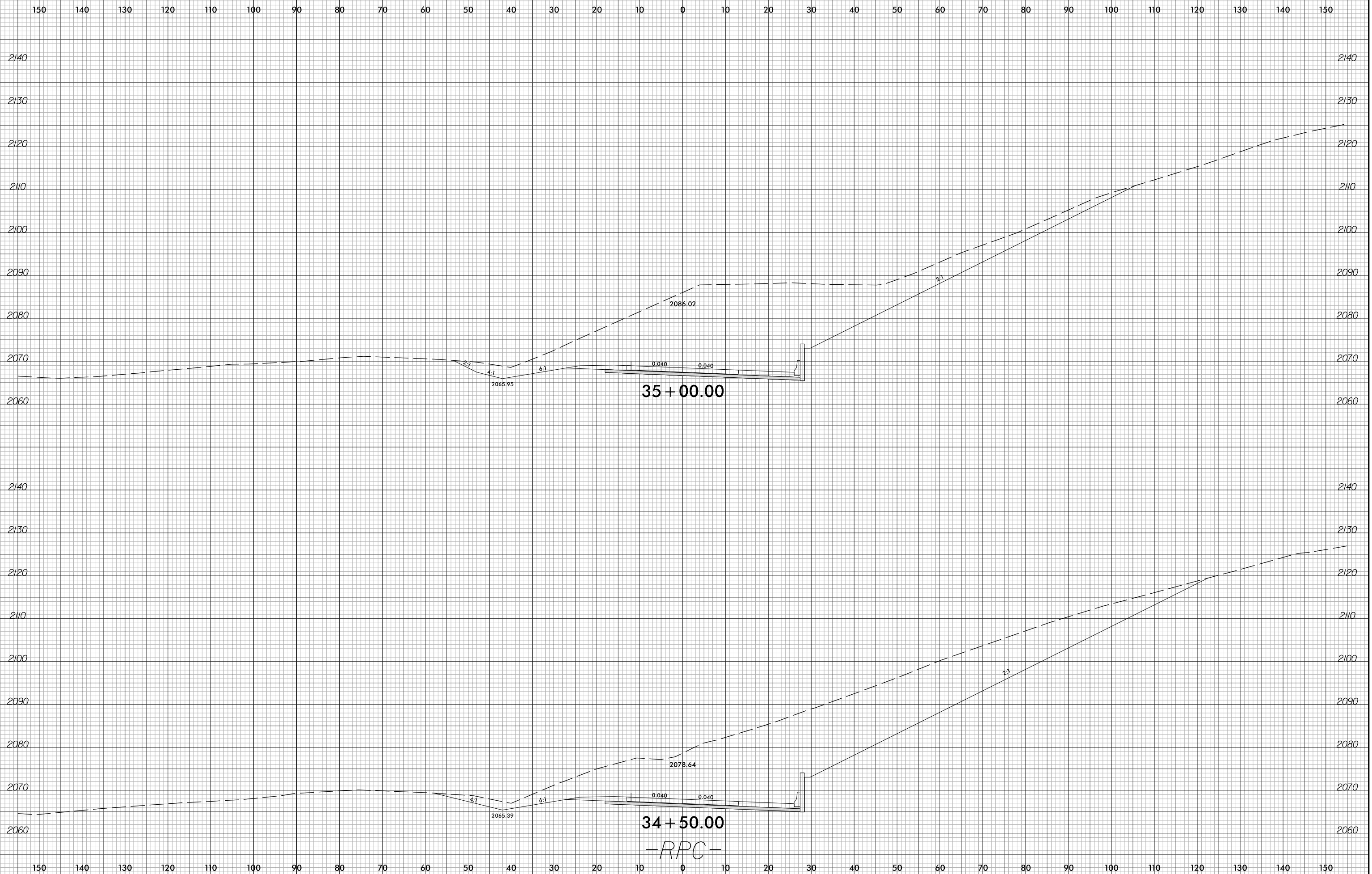
FOLD LINE

6/23/16



PROJ. REFERENCE NO.
I-2513AA/AB

SHEET NO.
X-225

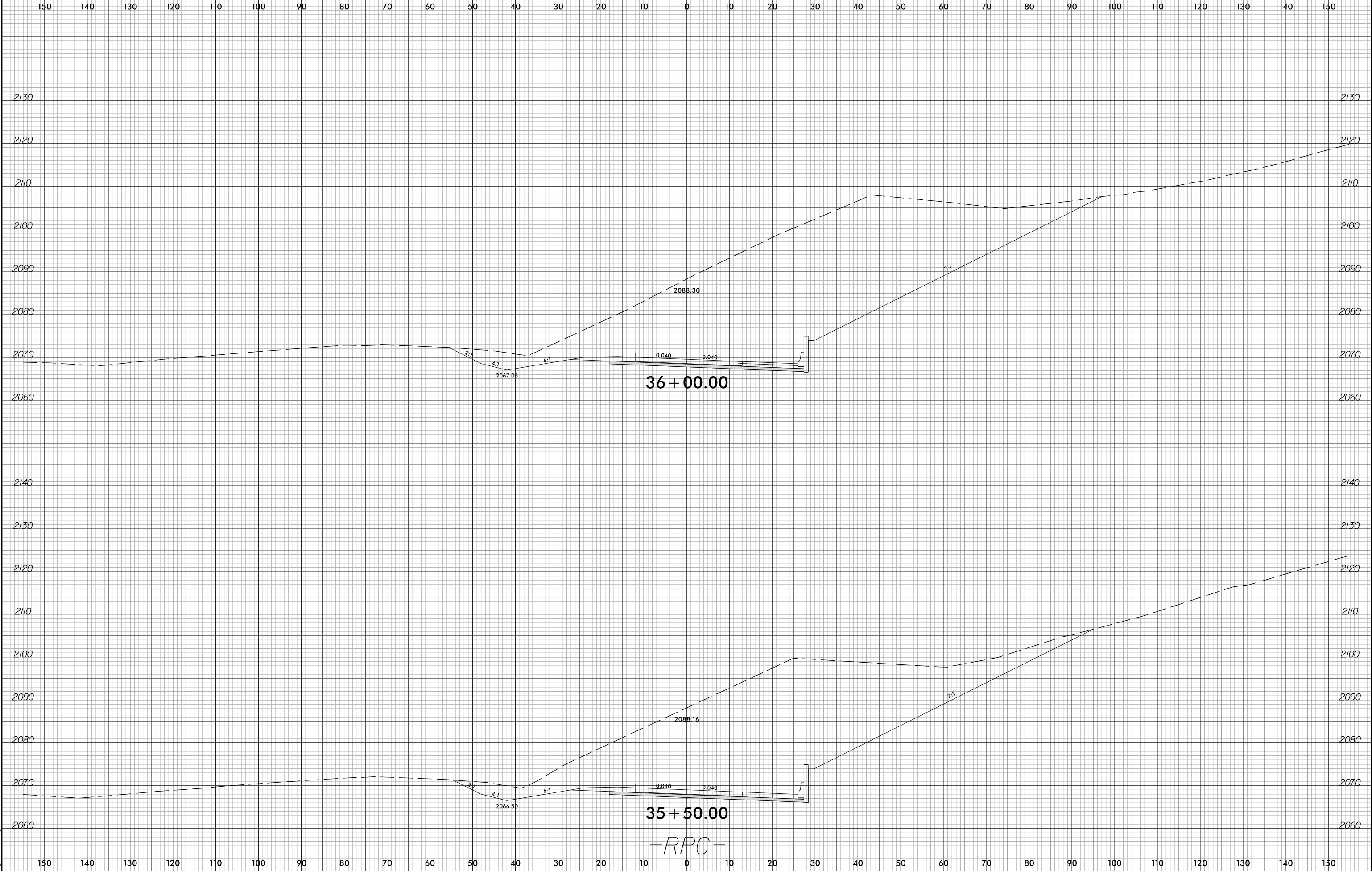


35 + 00.00

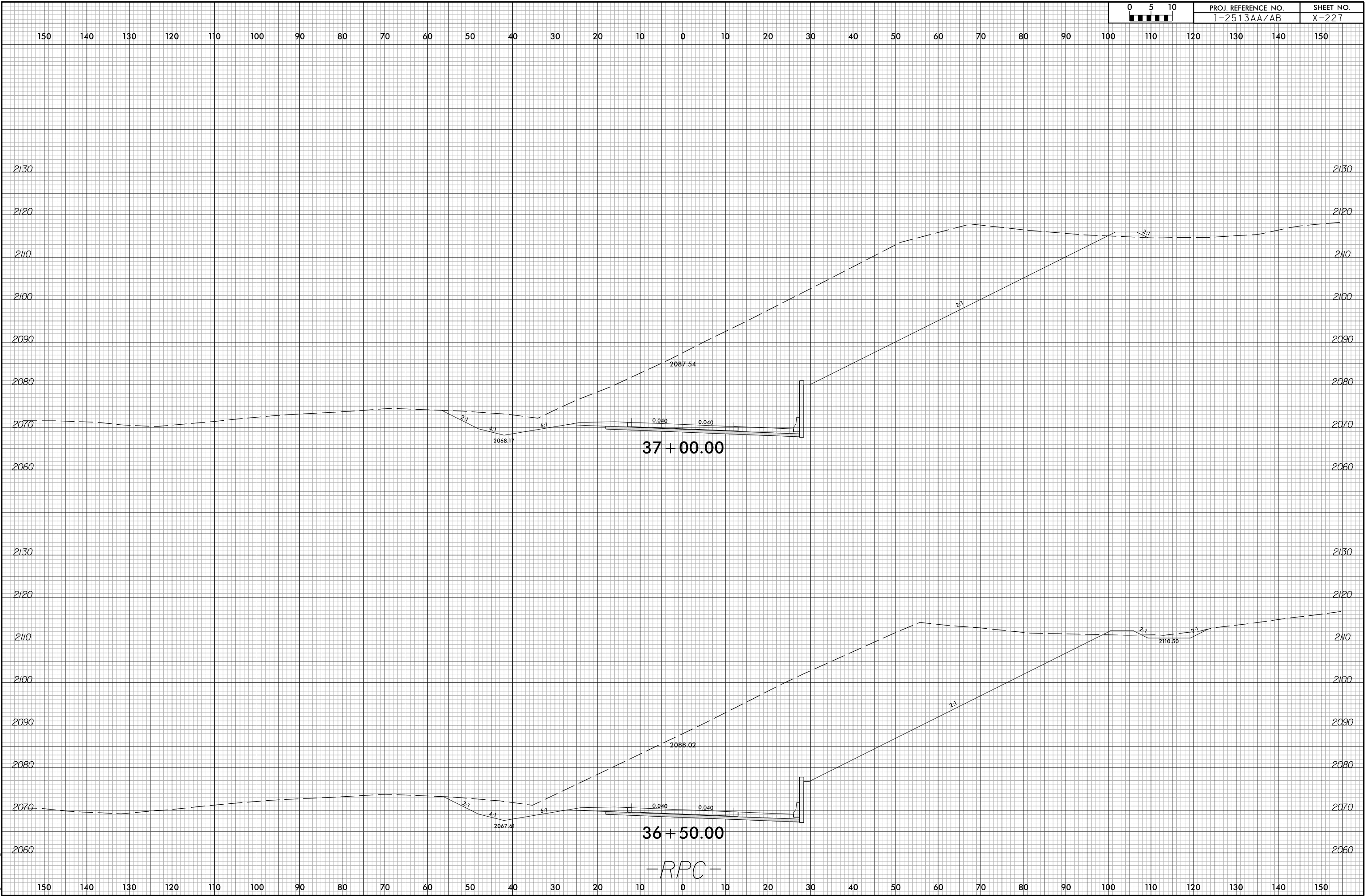
34 + 50.00

-RPC-

2/5/2024
I-2513AA_RDY_XPL_RPC.dgn
Tyler, Corey



-RPC-

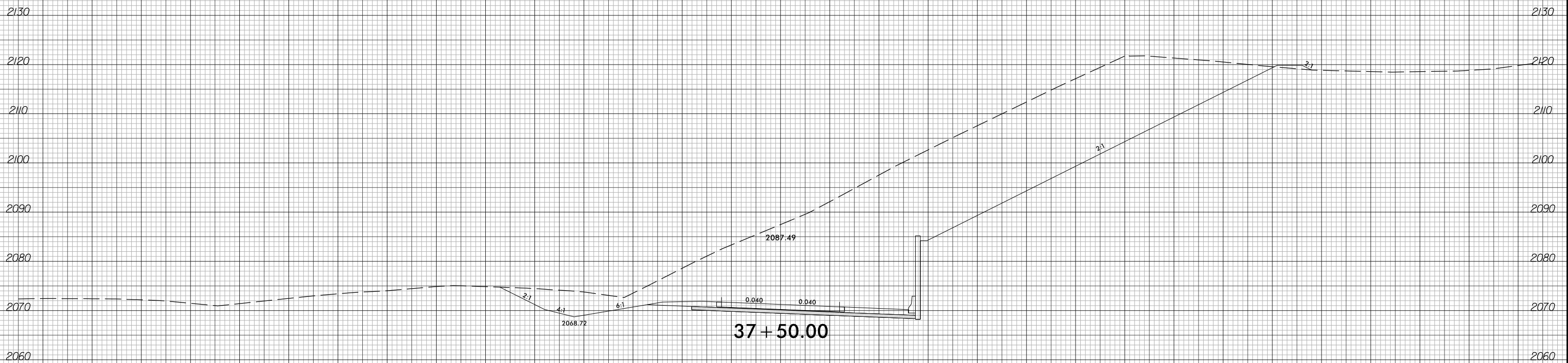
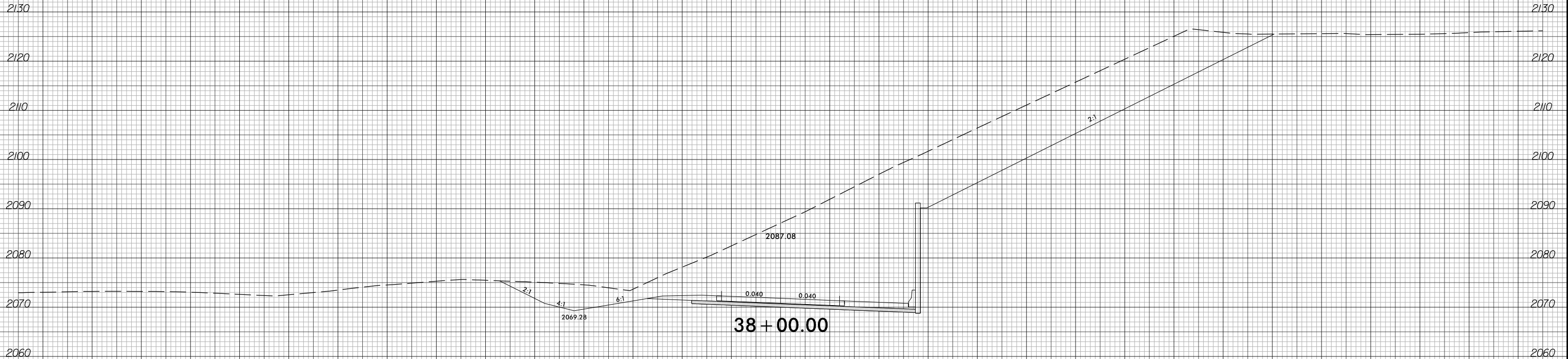


37+00.00

36+50.00

-RPC-

150 140 130 120 110 100 90 80 70 60 50 40 30 20 10 0 10 20 30 40 50 60 70 80 90 100 110 120 130 140 150



-RPC-

150 140 130 120 110 100 90 80 70 60 50 40 30 20 10 0 10 20 30 40 50 60 70 80 90 100 110 120 130 140 150


6/23/16

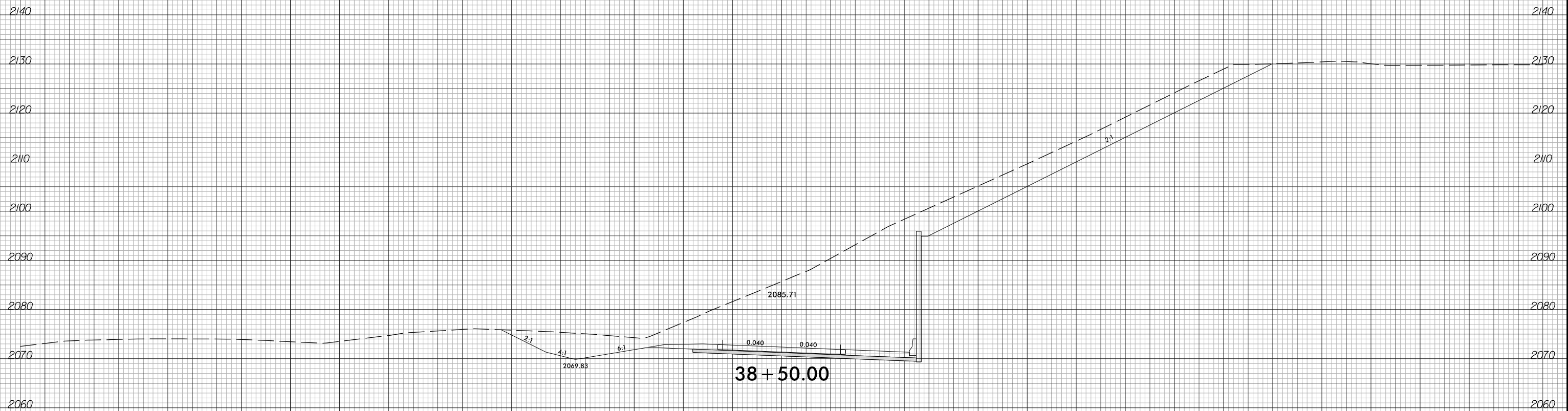
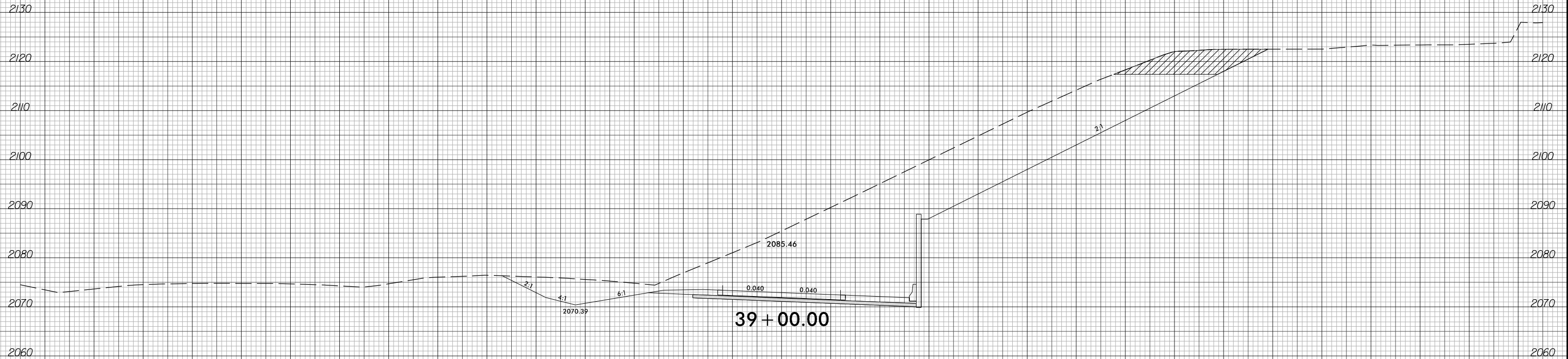


PROJ. REFERENCE NO.
I-2513AA/AB

SHEET NO.
X-229

150 140 130 120 110 100 90 80 70 60 50 40 30 20 10 0 10 20 30 40 50 60 70 80 90 100 110 120 130 140 150

 = UNCLASSIFIED EXCAVATION - ACCEPTABLE BUT NOT IN THE TOP THREE FEET



-RPC-

150 140 130 120 110 100 90 80 70 60 50 40 30 20 10 0 10 20 30 40 50 60 70 80 90 100 110 120 130 140 150

2/5/2024
I-2513AA_RDY_XPL_RPC.dgn
Tyler, Corey


6/23/16

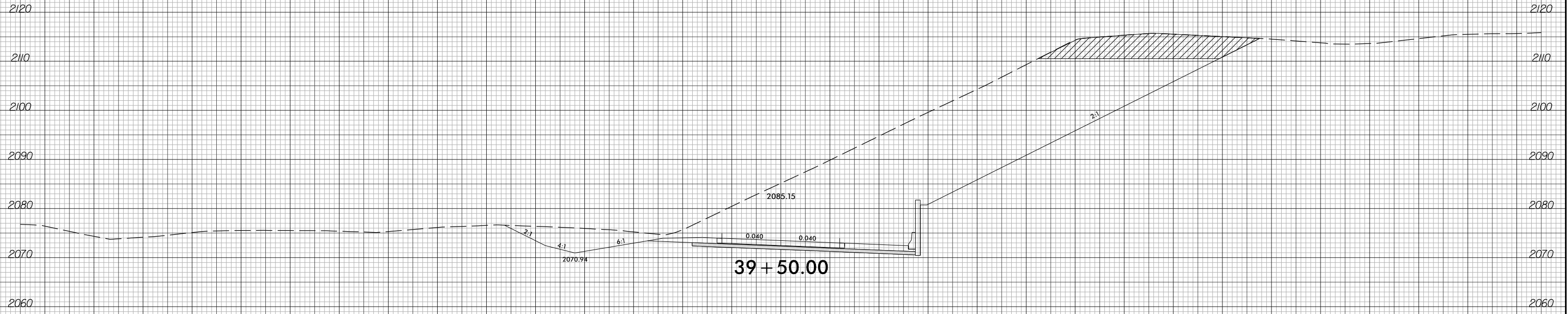


PROJ. REFERENCE NO.
I-2513AA/AB

SHEET NO.
X-230

150 140 130 120 110 100 90 80 70 60 50 40 30 20 10 0 10 20 30 40 50 60 70 80 90 100 110 120 130 140 150

 = UNCLASSIFIED EXCAVATION - ACCEPTABLE BUT NOT IN THE TOP THREE FEET



39 + 50.00

-RPC-

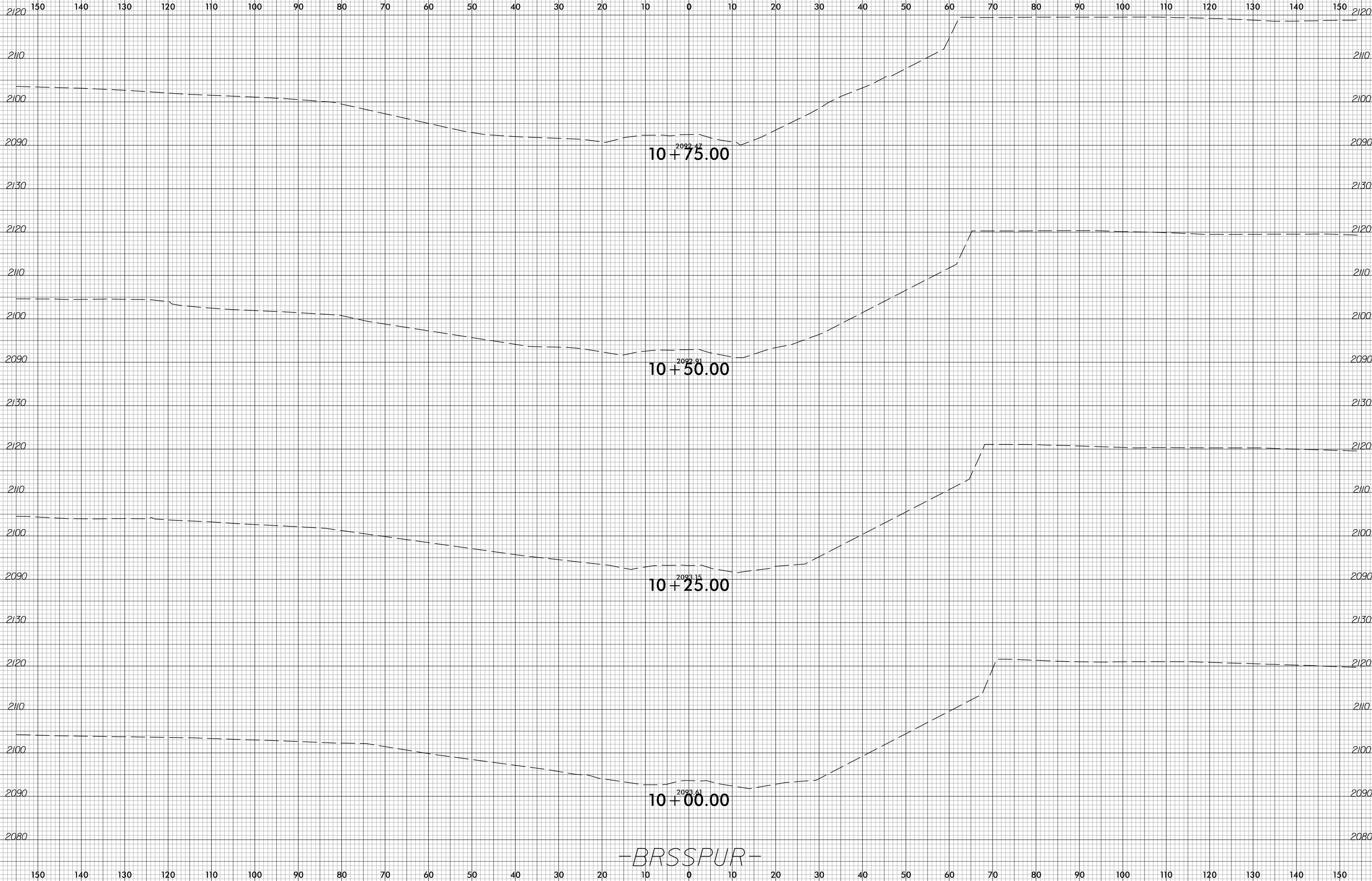
2/5/2024
I-2513AA_RDY_XPL_RPC.dgn
Tyler, Corey

150 140 130 120 110 100 90 80 70 60 50 40 30 20 10 0 10 20 30 40 50 60 70 80 90 100 110 120 130 140 150

6/23/16



PROJ. REFERENCE NO.	SHEET NO.
I-2513AA/AB	X-231



-BRSSPUR-

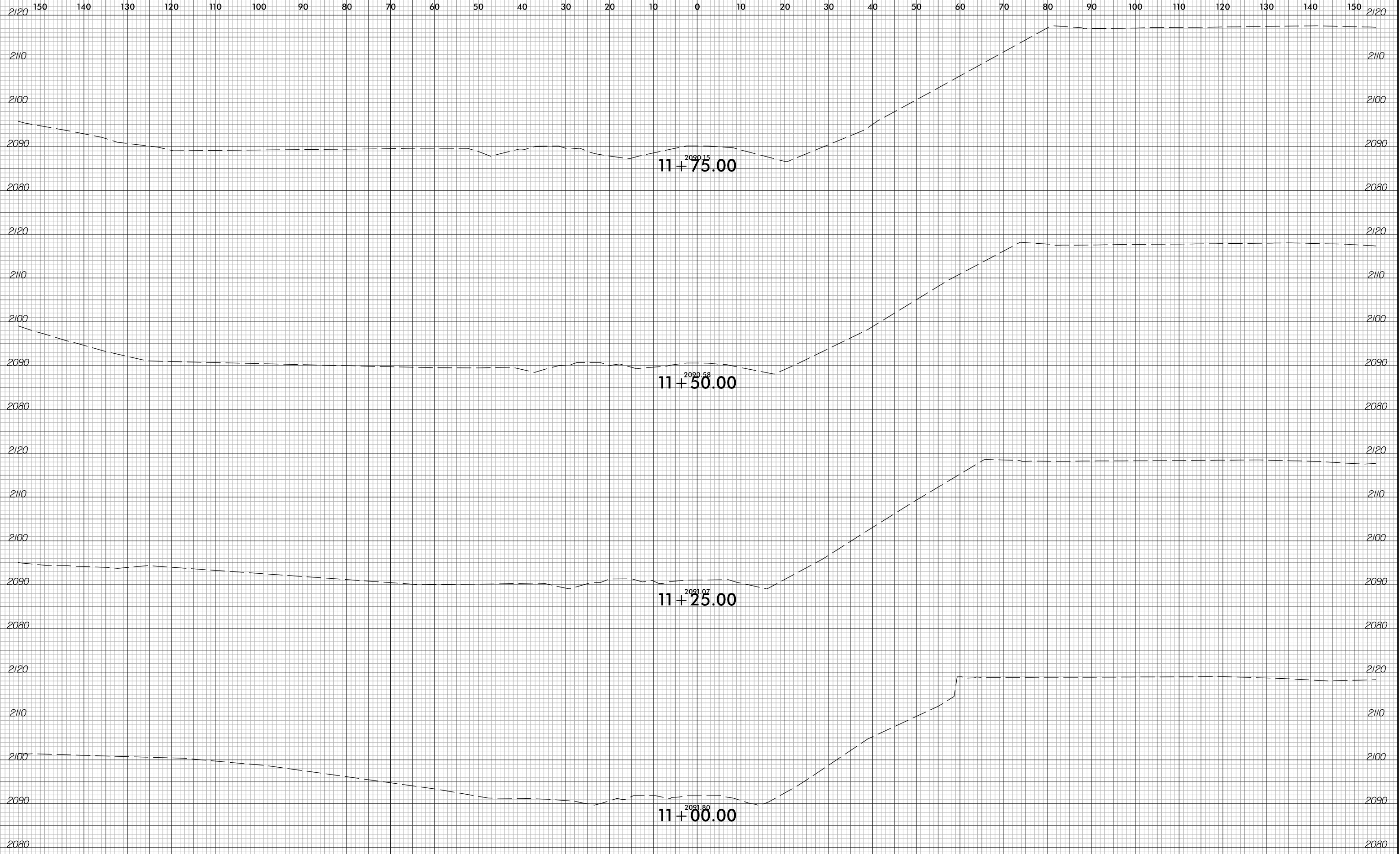
10/4/2023
I-2513AA_RDY_XPL_BRSSPUR.dgn
Barry Smith

6/23/16



PROJ. REFERENCE NO.	SHEET NO.
I-2513AA/AB	X-232

SHEET NO.
X-232

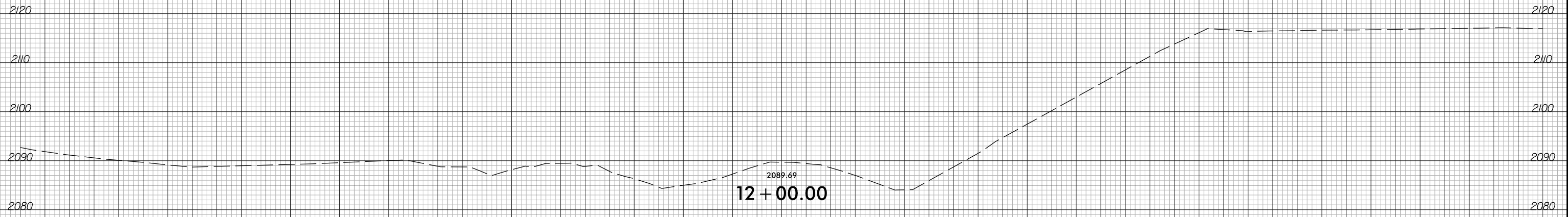
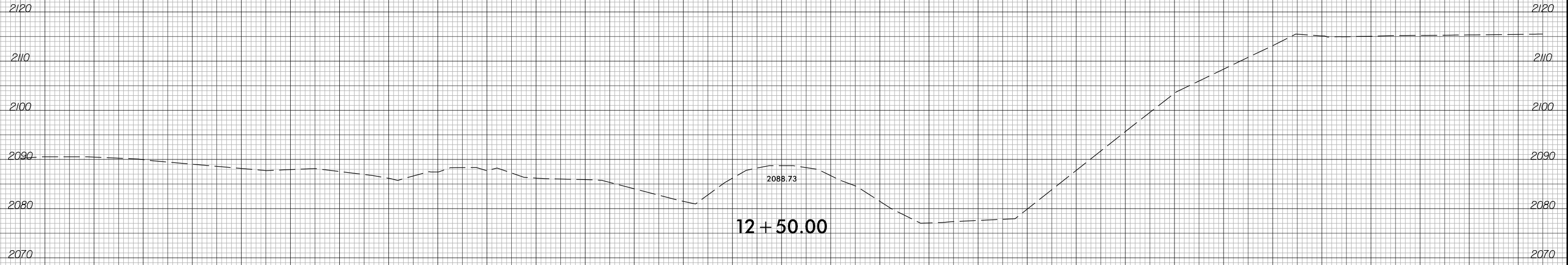


-BRSSPUR-

10/4/2023
I-2513AA_RDY_XPL_BRSSPUR.dgn
Barry.Smith

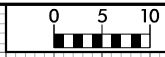


150 140 130 120 110 100 90 80 70 60 50 40 30 20 10 0 10 20 30 40 50 60 70 80 90 100 110 120 130 140 150

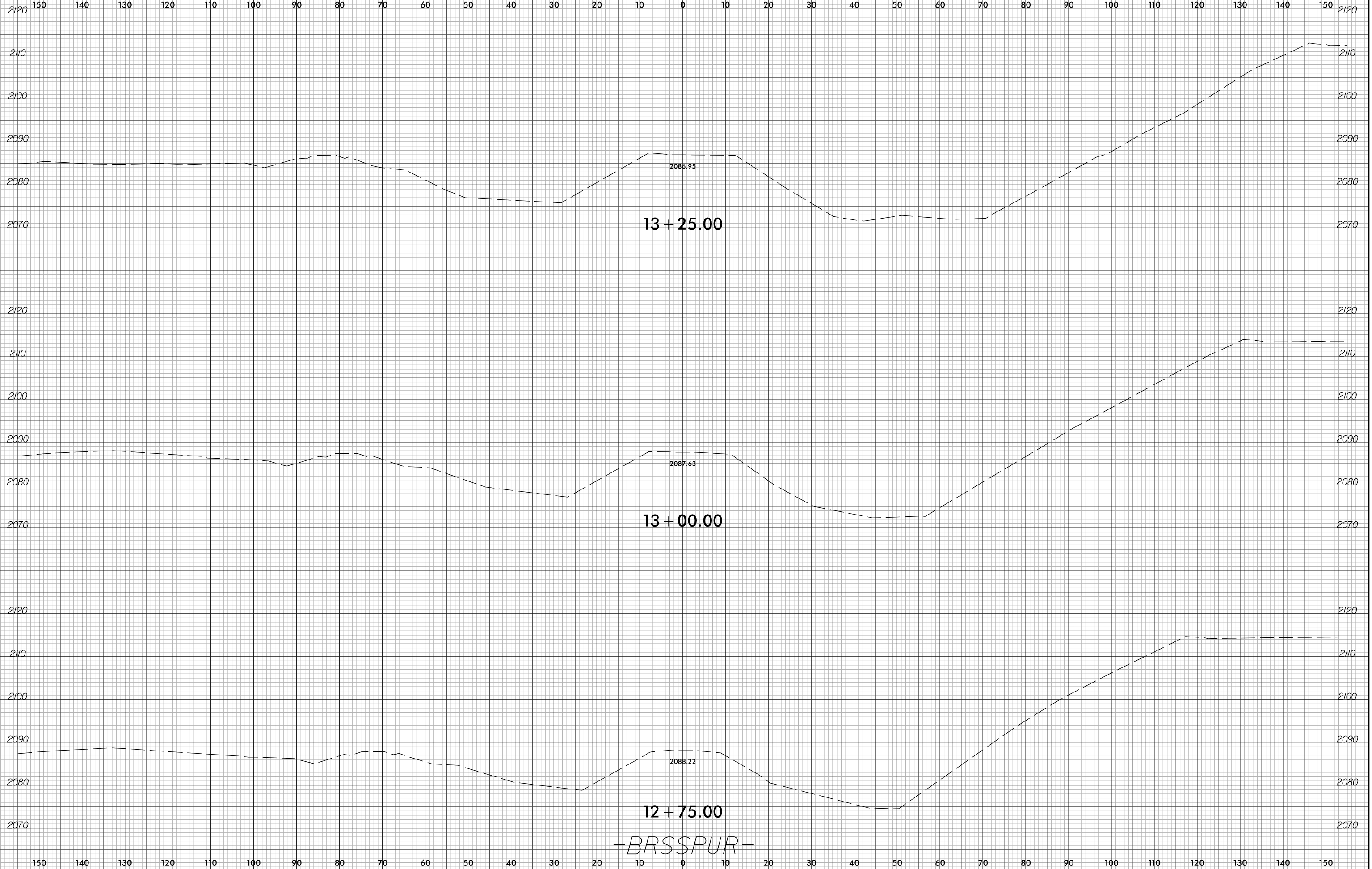


-BRSSPUR-

6/23/16



PROJ. REFERENCE NO.	SHEET NO.
I-2513AA/AB	X-234

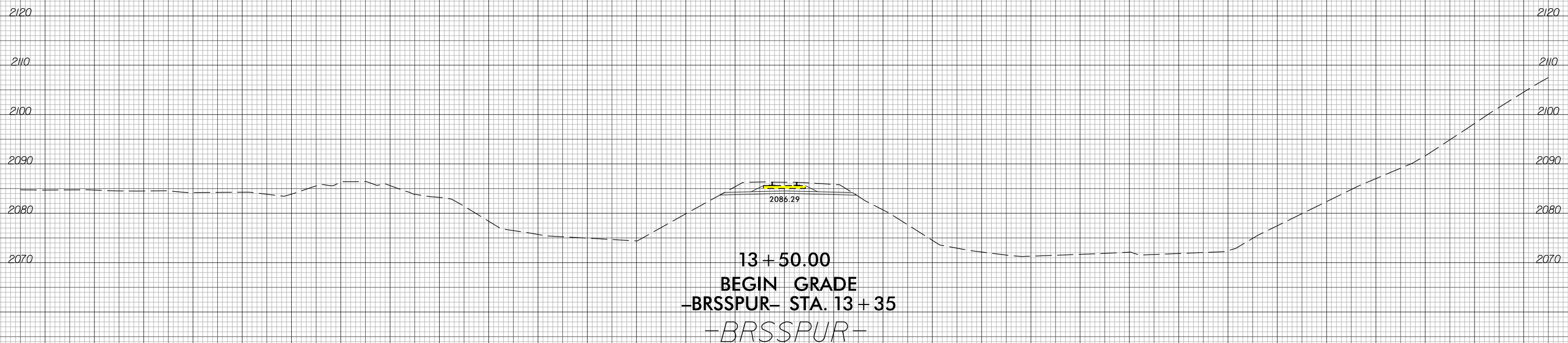
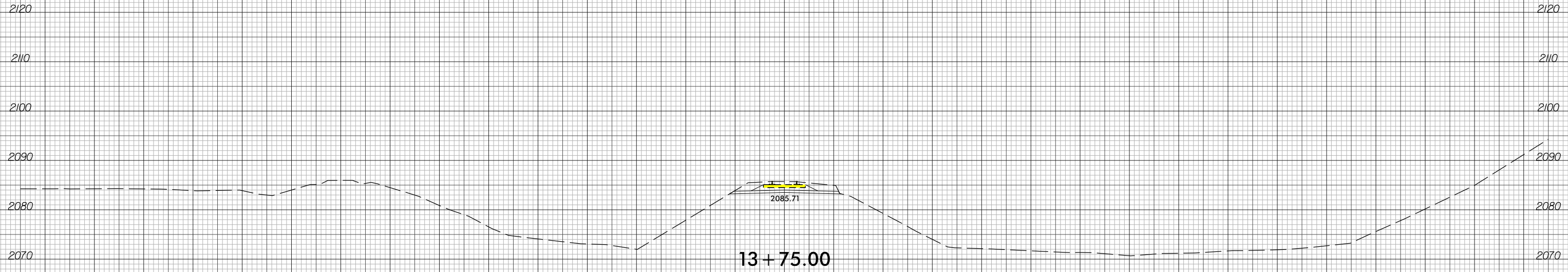


10/4/2023
 I-2513AA_RDY_XPL_BRSSPUR.dgn
 Barry Smith

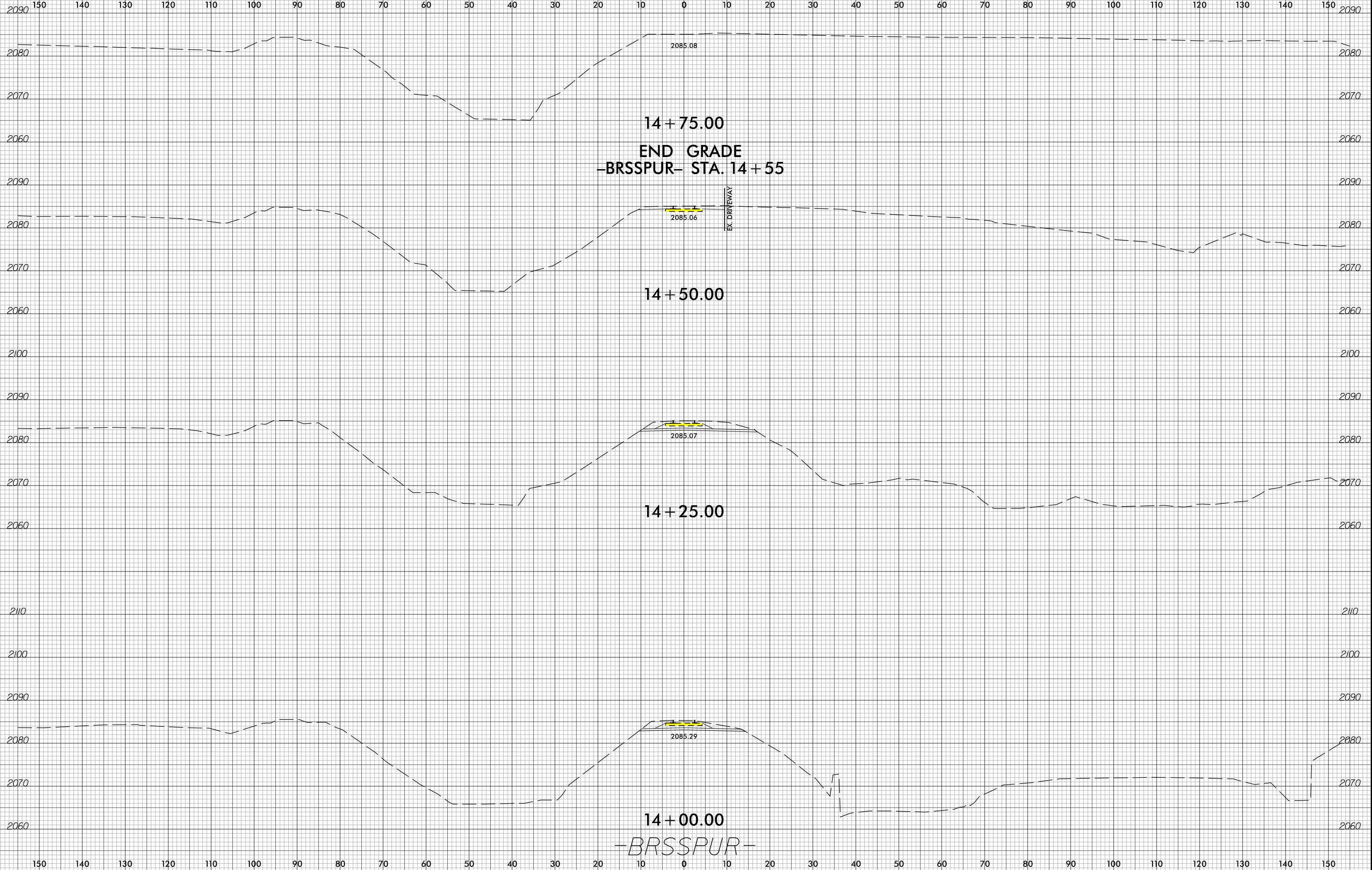
-BRSSPUR-



150 140 130 120 110 100 90 80 70 60 50 40 30 20 10 0 10 20 30 40 50 60 70 80 90 100 110 120 130 140 150

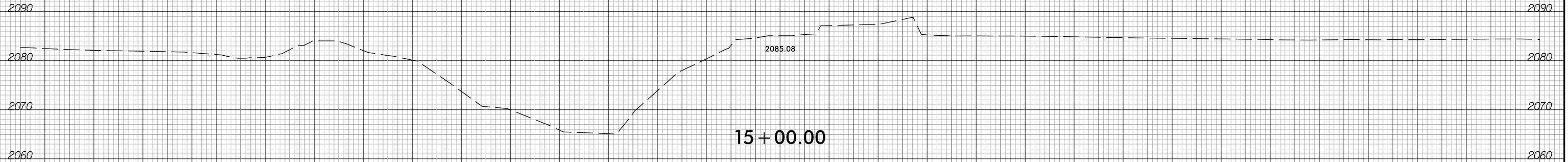


150 140 130 120 110 100 90 80 70 60 50 40 30 20 10 0 10 20 30 40 50 60 70 80 90 100 110 120 130 140 150





150 140 130 120 110 100 90 80 70 60 50 40 30 20 10 0 10 20 30 40 50 60 70 80 90 100 110 120 130 140 150



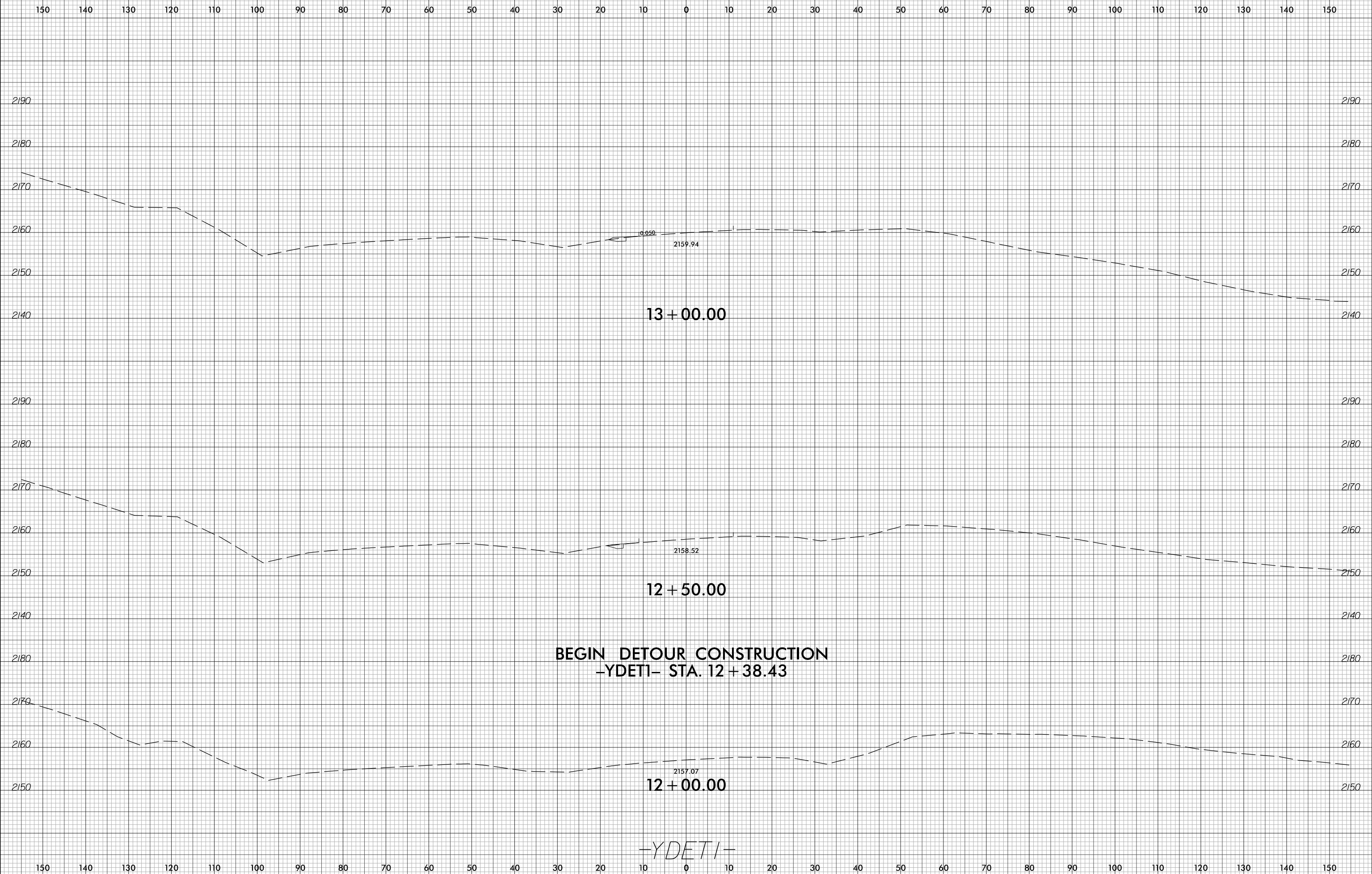
-BRSSPUR-

150 140 130 120 110 100 90 80 70 60 50 40 30 20 10 0 10 20 30 40 50 60 70 80 90 100 110 120 130 140 150

6/23/16

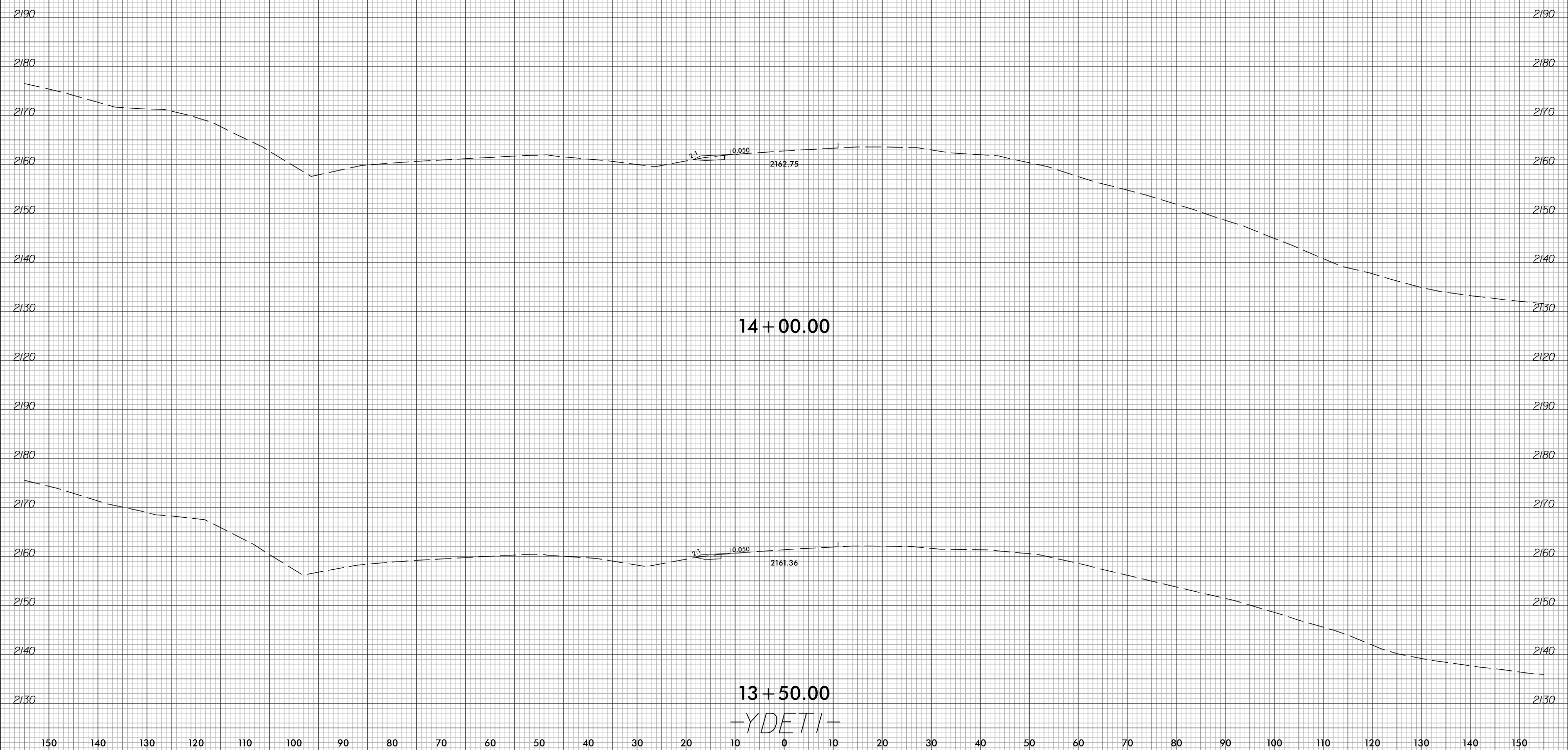


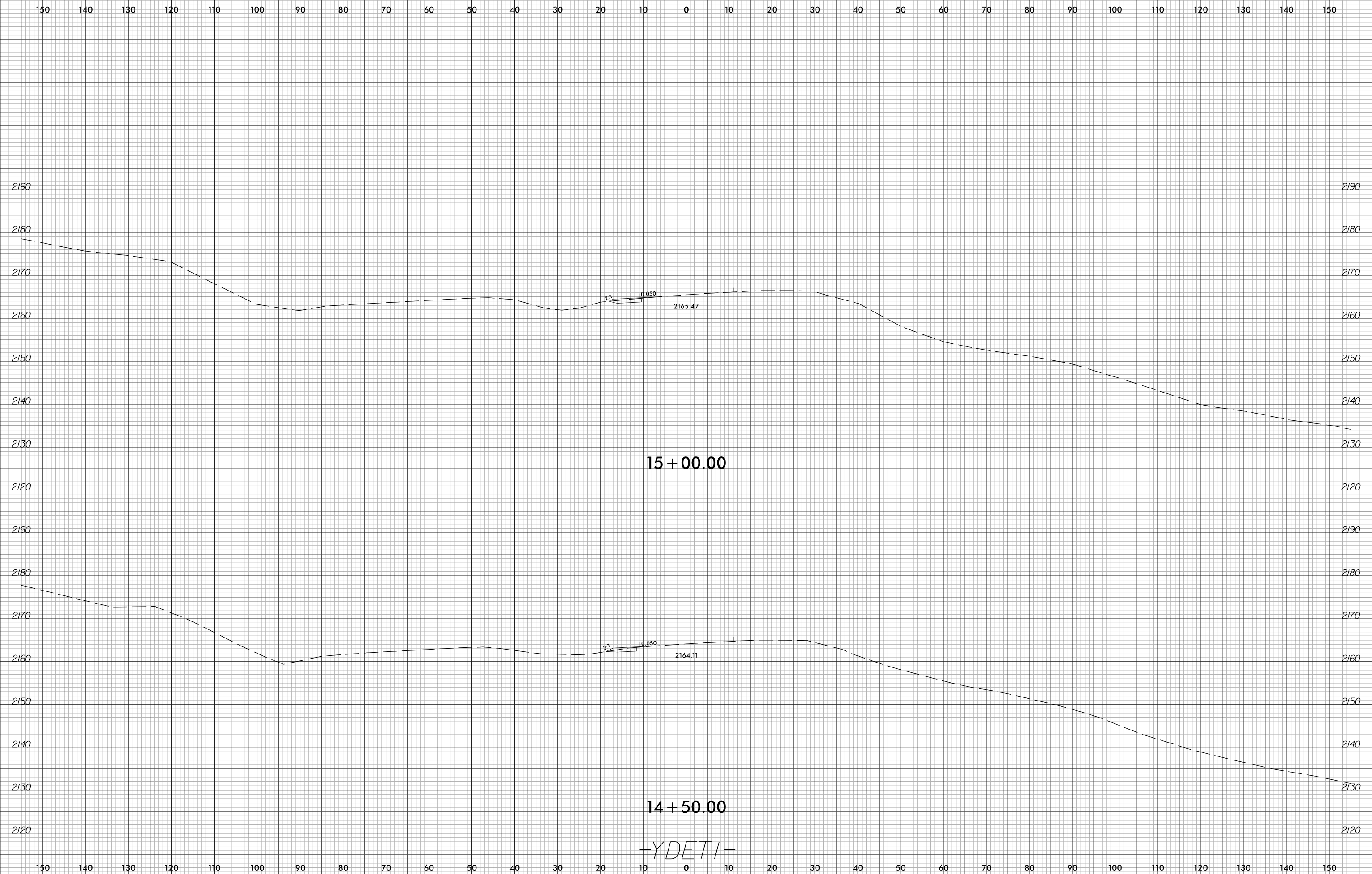
PROJ. REFERENCE NO.	SHEET NO.
I-2513AA/AB	X-238



10/4/2023
I-2513AA.RDY.XPL.YDETI.dgn
Barry Smith

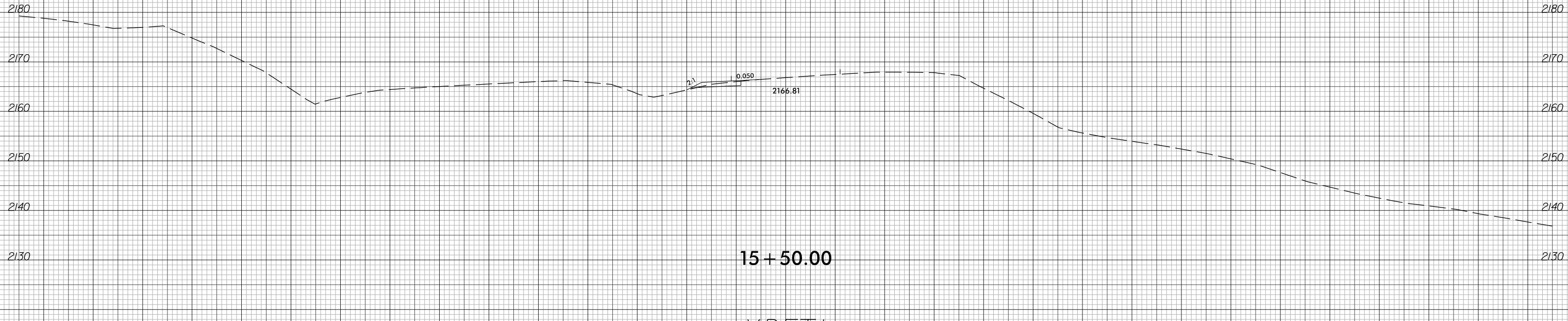
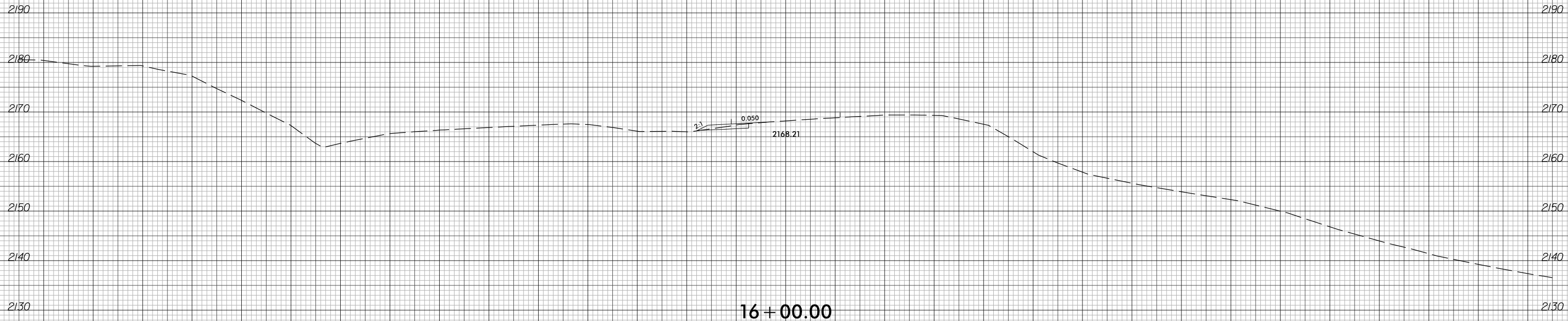
150 140 130 120 110 100 90 80 70 60 50 40 30 20 10 0 10 20 30 40 50 60 70 80 90 100 110 120 130 140 150





-YDET1-

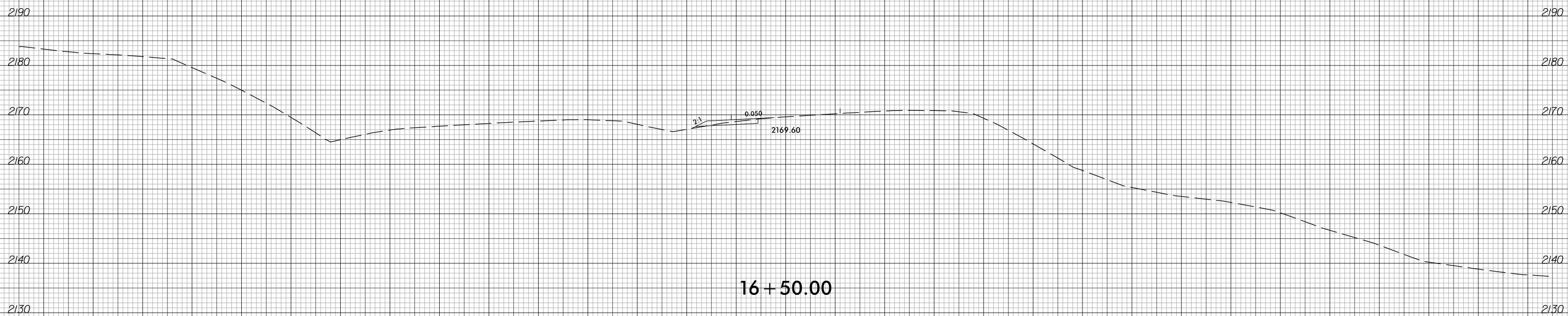
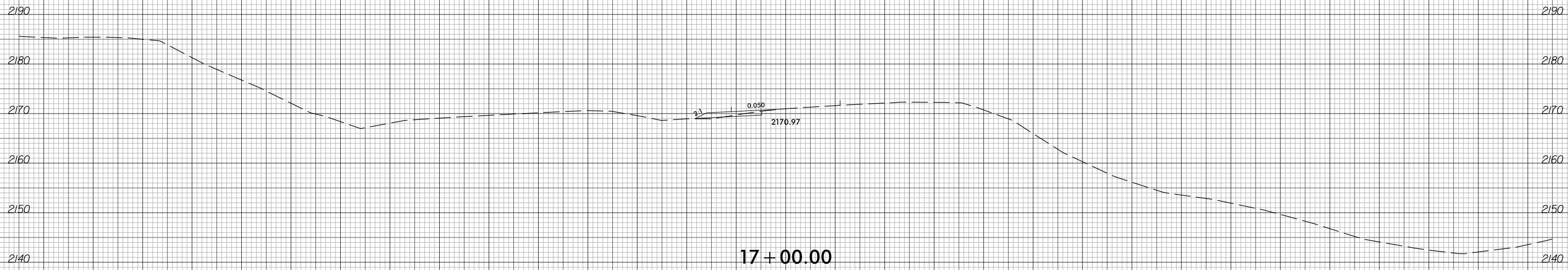
150 140 130 120 110 100 90 80 70 60 50 40 30 20 10 0 10 20 30 40 50 60 70 80 90 100 110 120 130 140 150



-YDETI-



150 140 130 120 110 100 90 80 70 60 50 40 30 20 10 0 10 20 30 40 50 60 70 80 90 100 110 120 130 140 150

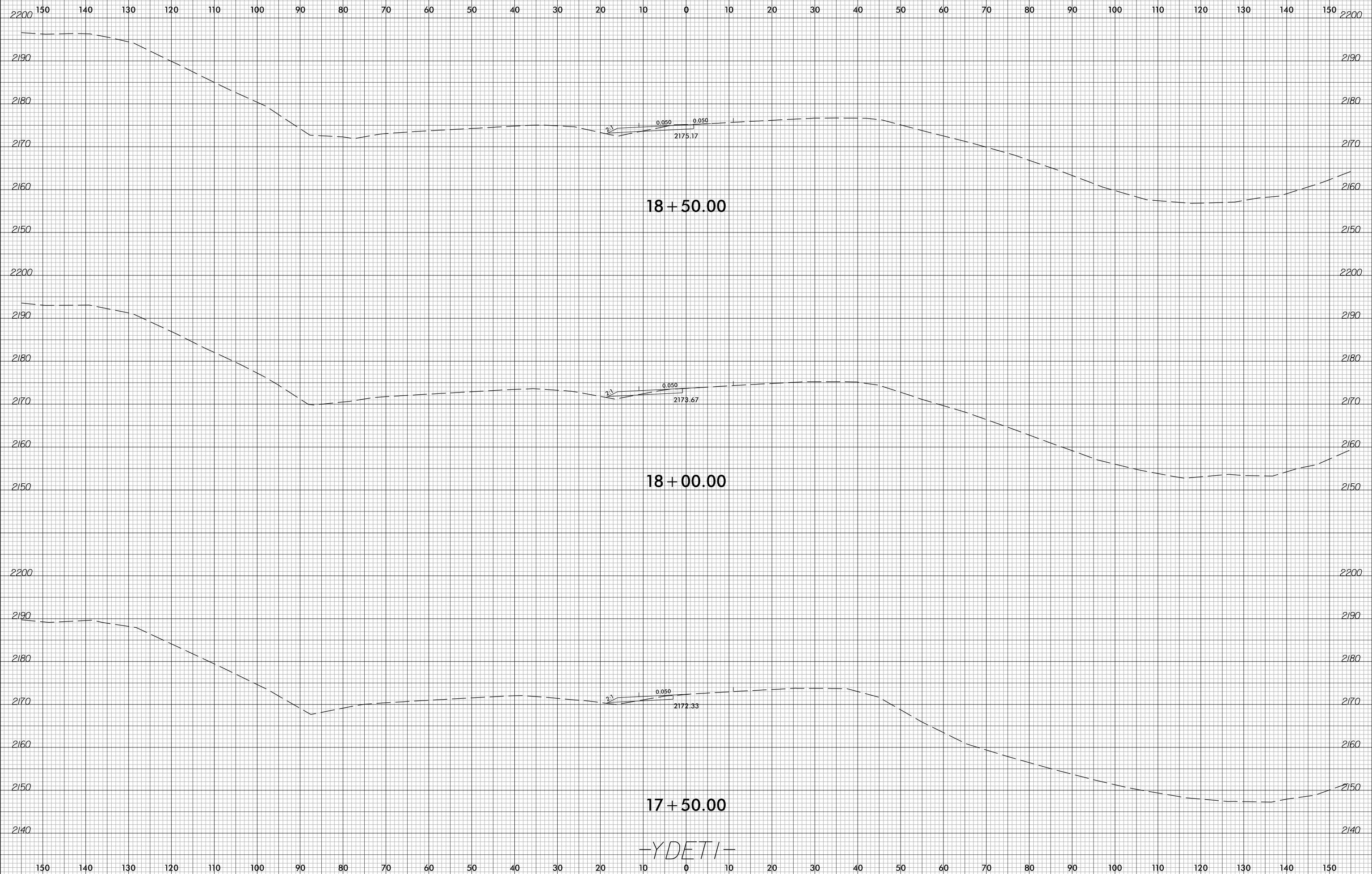


-YDETI-

6/23/16



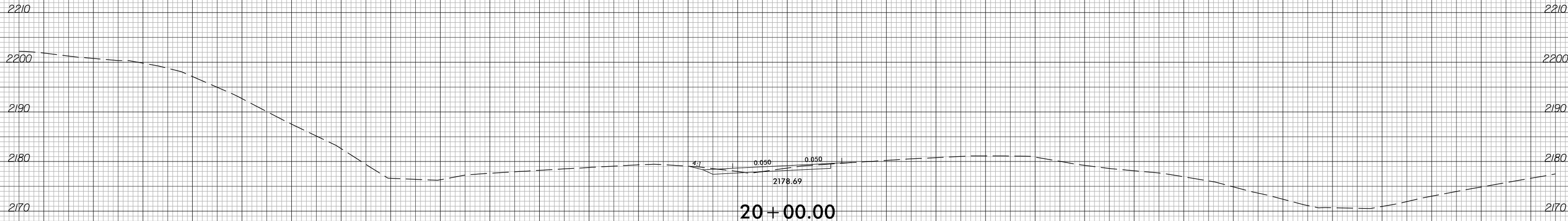
PROJ. REFERENCE NO.	SHEET NO.
I-2513AA/AB	X-243



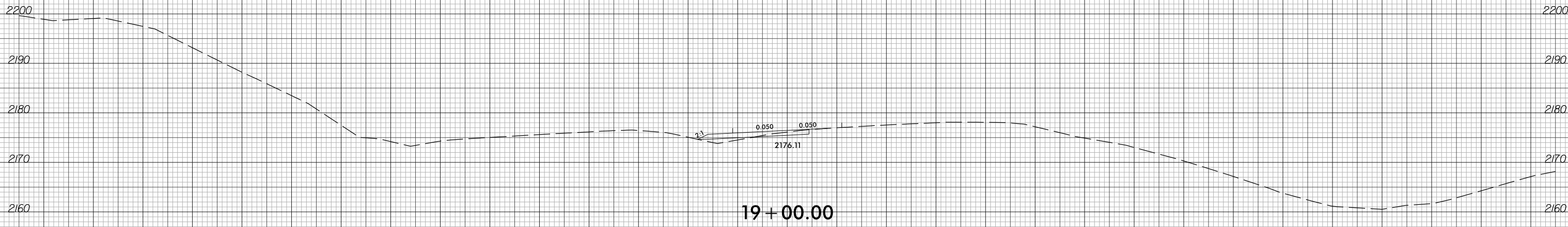
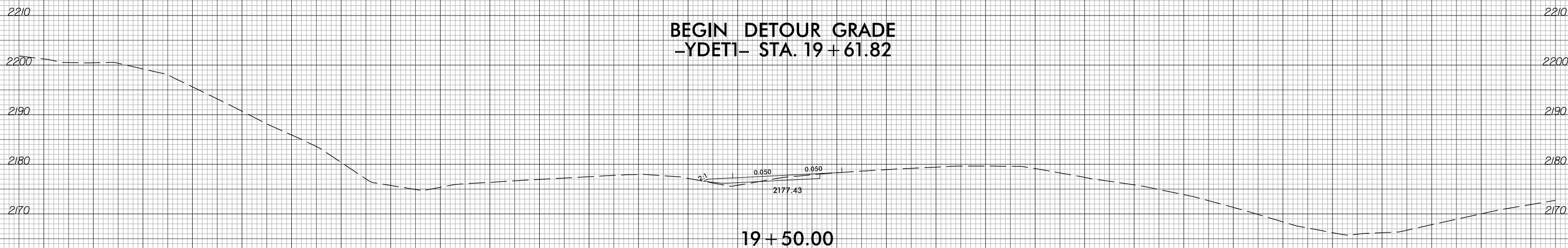
10/4/2023
I-2513AA.RDY_XPL_YDETI.dgn
Barry Smith

-YDETI-

150 140 130 120 110 100 90 80 70 60 50 40 30 20 10 0 10 20 30 40 50 60 70 80 90 100 110 120 130 140 150



BEGIN DETOUR GRADE
-YDETI- STA. 19 + 61.82



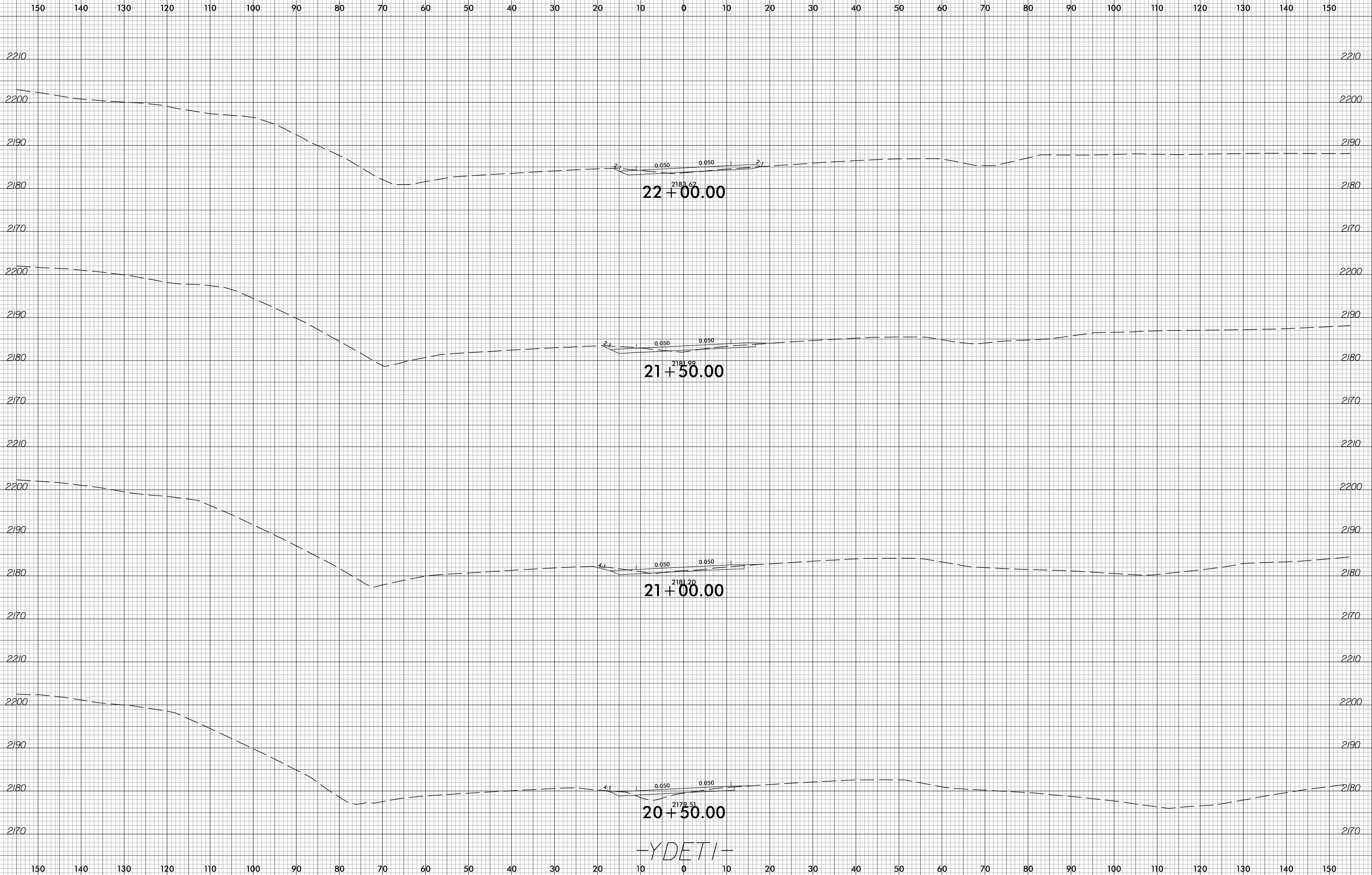
-YDETI-

150 140 130 120 110 100 90 80 70 60 50 40 30 20 10 0 10 20 30 40 50 60 70 80 90 100 110 120 130 140 150

6/23/16



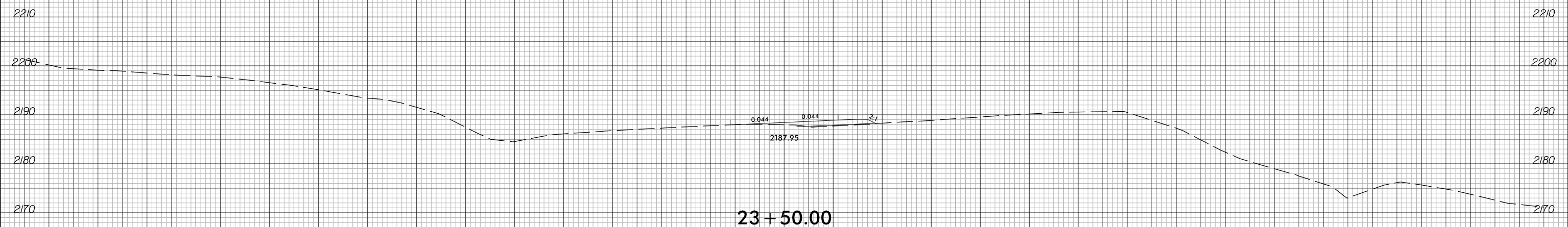
PROJ. REFERENCE NO. I-2513AA/AB	SHEET NO. X-245
------------------------------------	--------------------



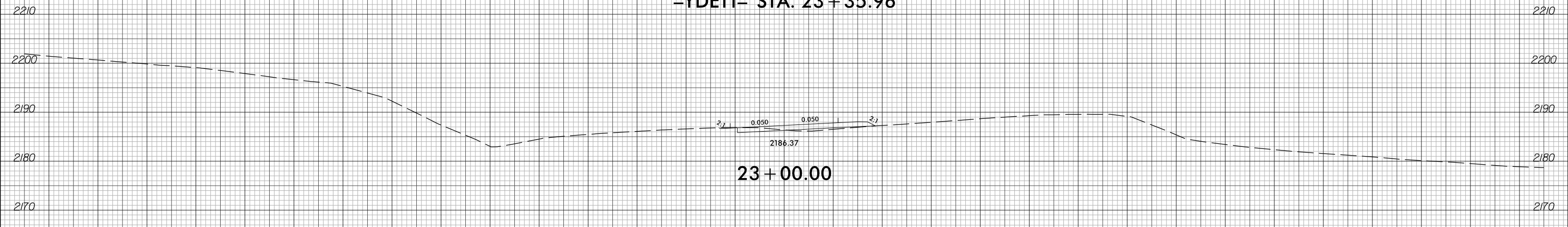
-YDETI-

10/4/2023
I-2513AA.RDY.XPL.YDETI.dgn
Barry Smith

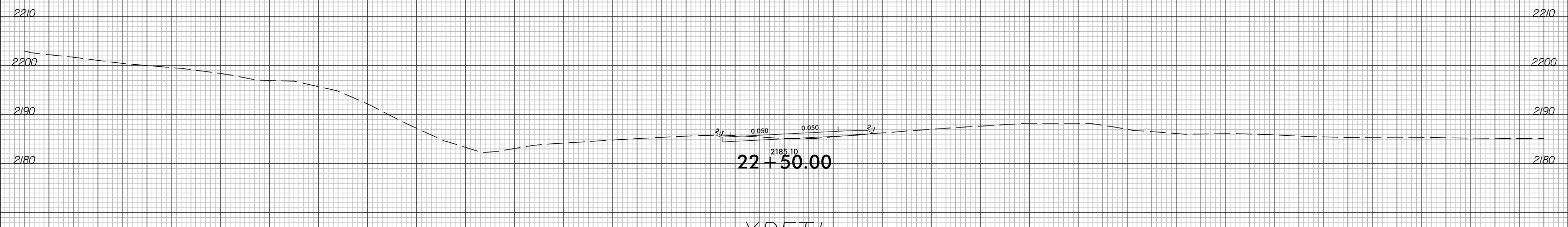
150 140 130 120 110 100 90 80 70 60 50 40 30 20 10 0 10 20 30 40 50 60 70 80 90 100 110 120 130 140 150



END DETOUR GRADE
-YDETI- STA. 23 + 35.96



23 + 00.00

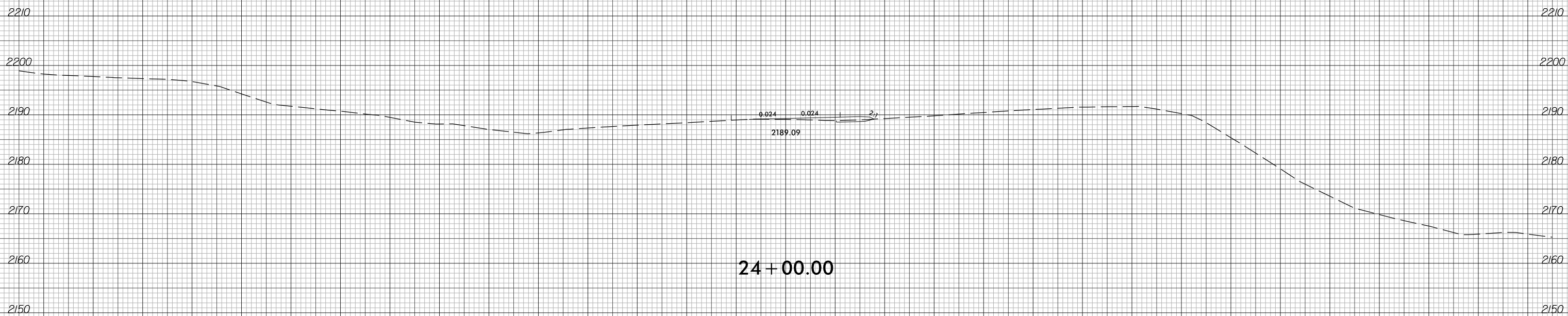
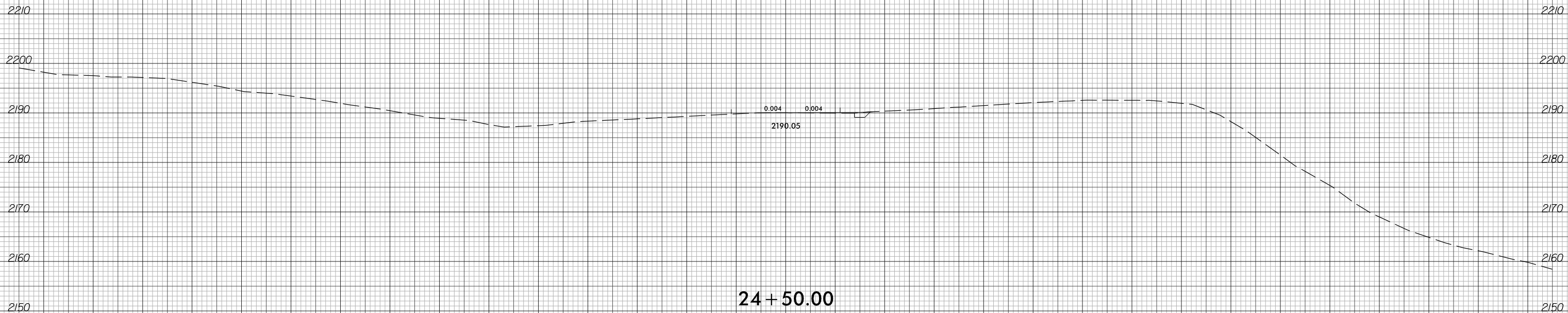


-YDETI-

150 140 130 120 110 100 90 80 70 60 50 40 30 20 10 0 10 20 30 40 50 60 70 80 90 100 110 120 130 140 150



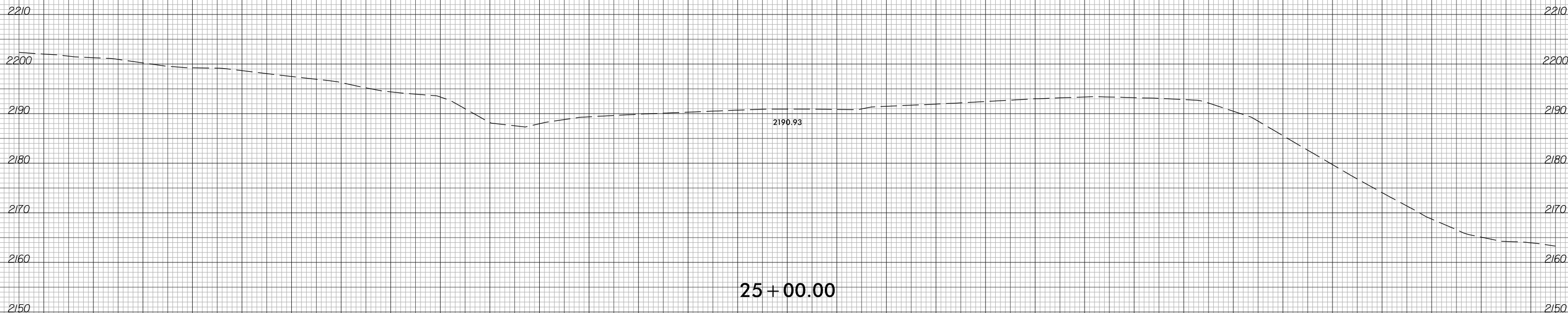
150 140 130 120 110 100 90 80 70 60 50 40 30 20 10 0 10 20 30 40 50 60 70 80 90 100 110 120 130 140 150



-YDETI-

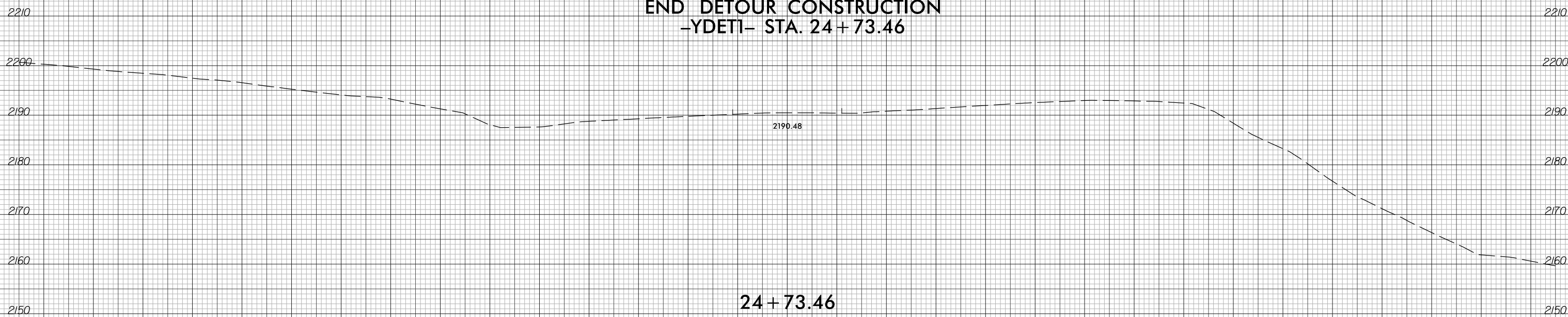
150 140 130 120 110 100 90 80 70 60 50 40 30 20 10 0 10 20 30 40 50 60 70 80 90 100 110 120 130 140 150

150 140 130 120 110 100 90 80 70 60 50 40 30 20 10 0 10 20 30 40 50 60 70 80 90 100 110 120 130 140 150



25 + 00.00

END DETOUR CONSTRUCTION
-YDETI- STA. 24 + 73.46



24 + 73.46

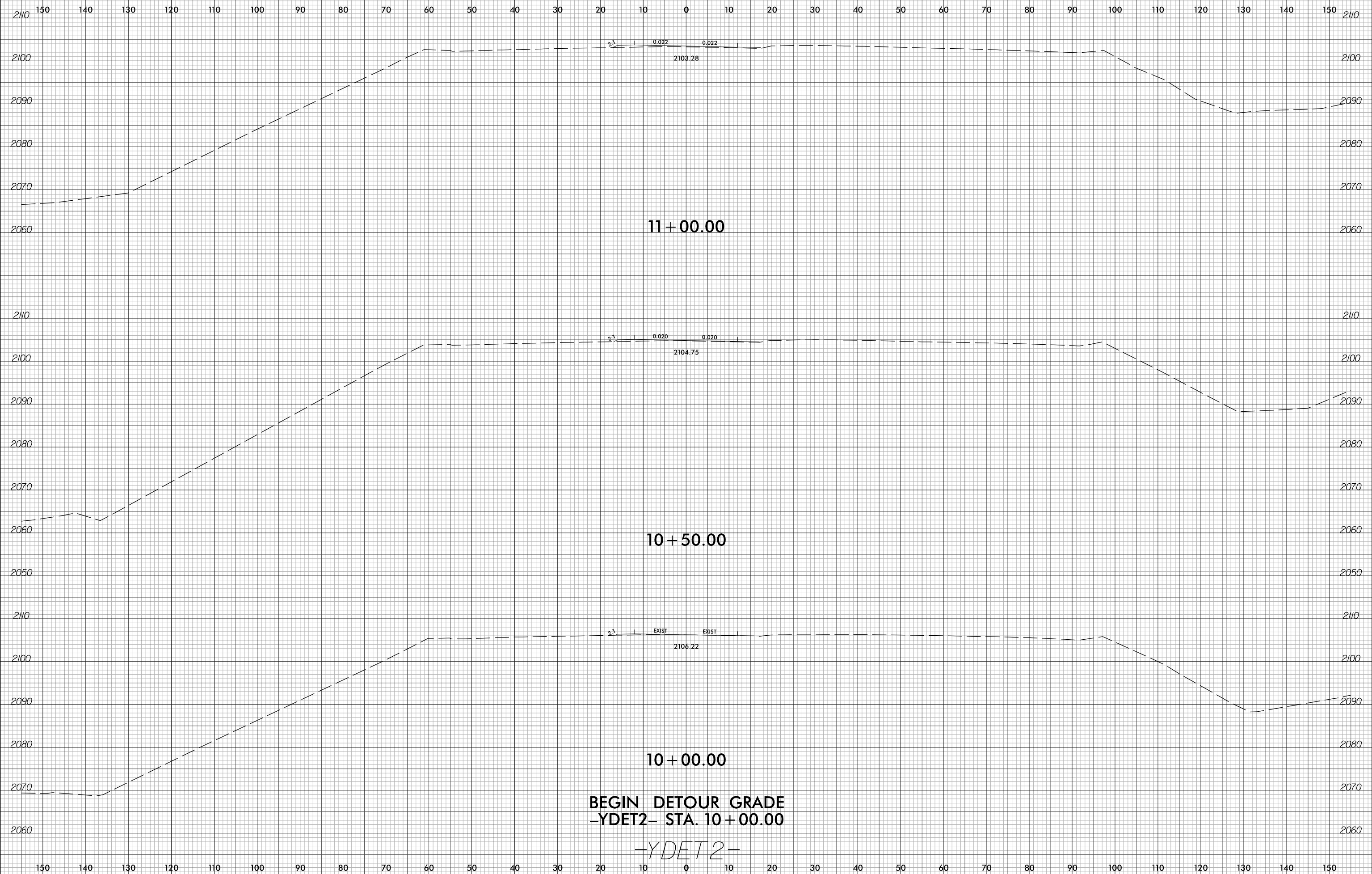
-YDETI-

150 140 130 120 110 100 90 80 70 60 50 40 30 20 10 0 10 20 30 40 50 60 70 80 90 100 110 120 130 140 150

6/23/16



PROJ. REFERENCE NO.	SHEET NO.
I-2513AA/AB	X-249



10/4/2023
I-2513AA.RDY.XPL.YDET2.dgn
Barry Smith

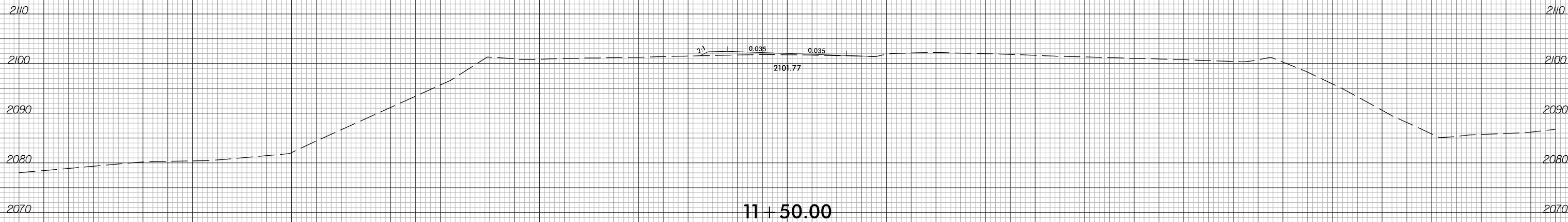
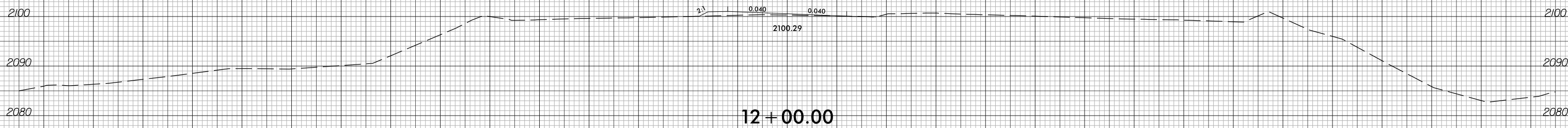
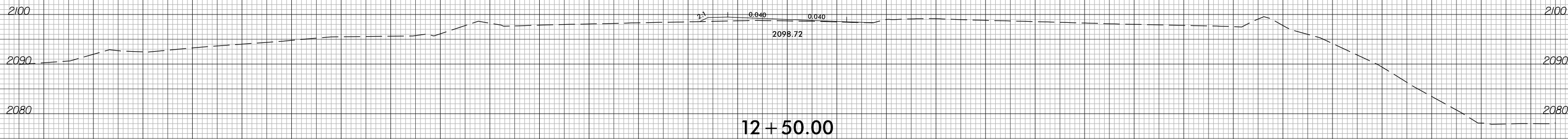
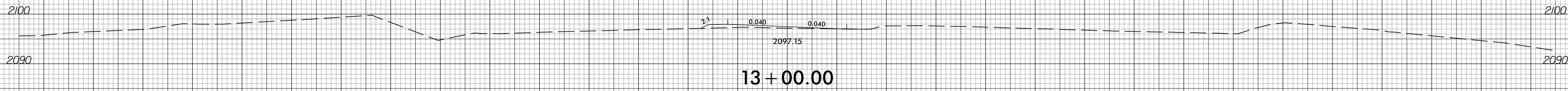
BEGIN DETOUR GRADE
-YDET2- STA. 10+00.00
 -YDET2-

6/23/16



PROJ. REFERENCE NO.	SHEET NO.
I-2513AA/AB	X-250

150 140 130 120 110 100 90 80 70 60 50 40 30 20 10 0 10 20 30 40 50 60 70 80 90 100 110 120 130 140 150



-YDET2-

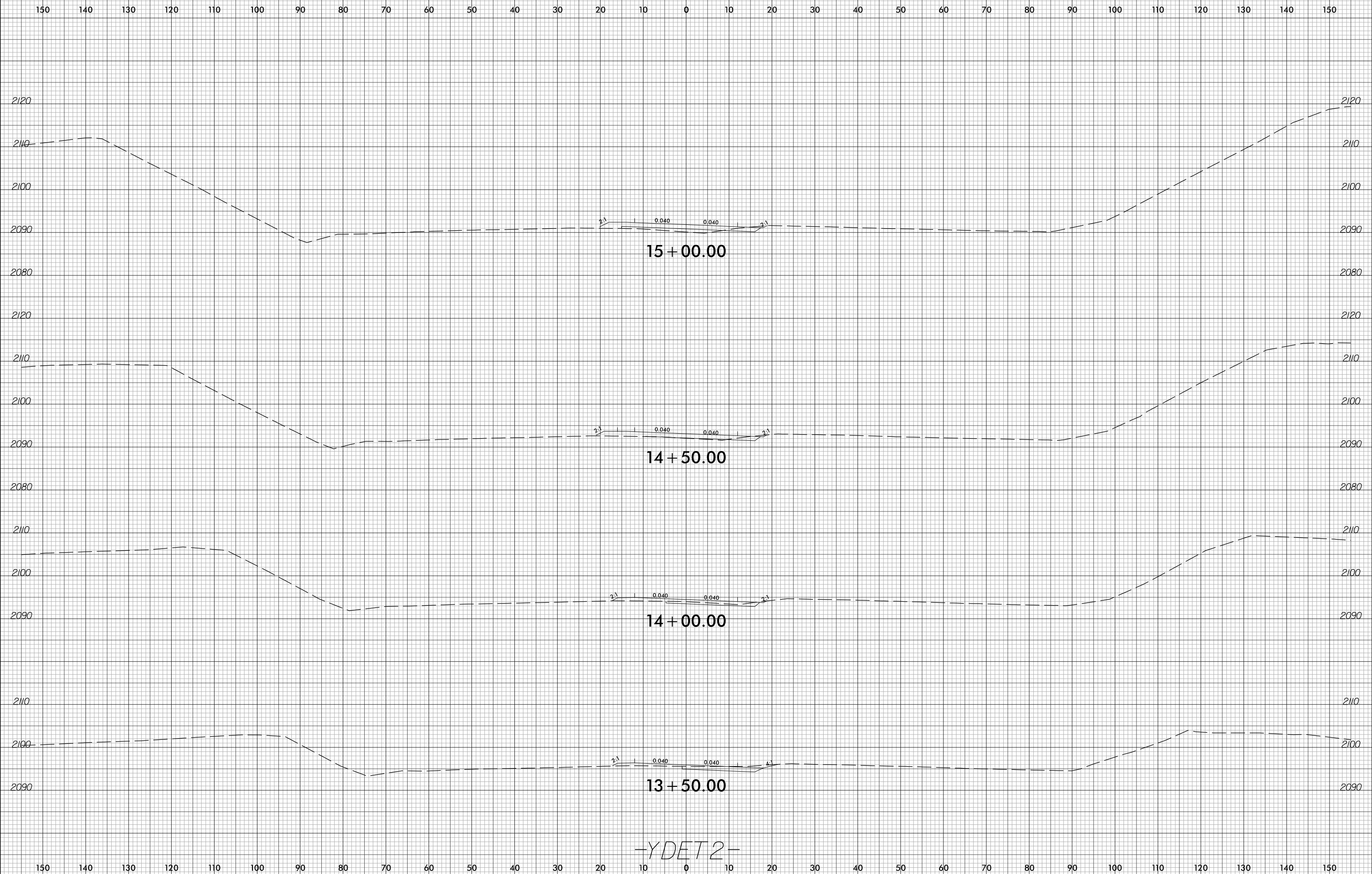
10/4/2023
I-2513AA.RDY_XPL_YDET2.dgn
Barry Smith

150 140 130 120 110 100 90 80 70 60 50 40 30 20 10 0 10 20 30 40 50 60 70 80 90 100 110 120 130 140 150

6/23/16



PROJ. REFERENCE NO.	SHEET NO.
I-2513AA/AB	X-251



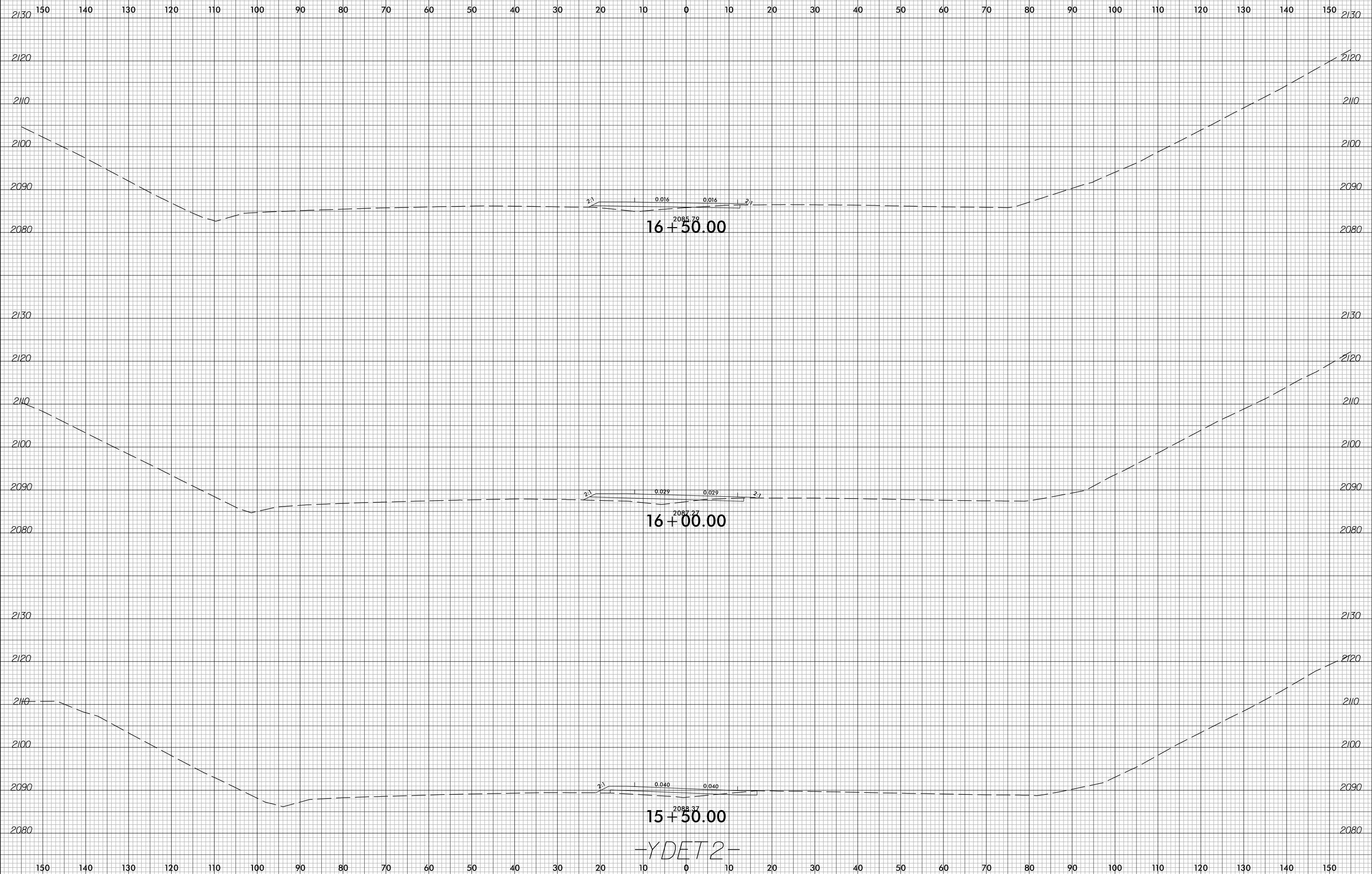
-YDET2-

10/4/2023
I-2513AA.RDY.XPL.YDET2.dgn
Barry Smith

6/23/16

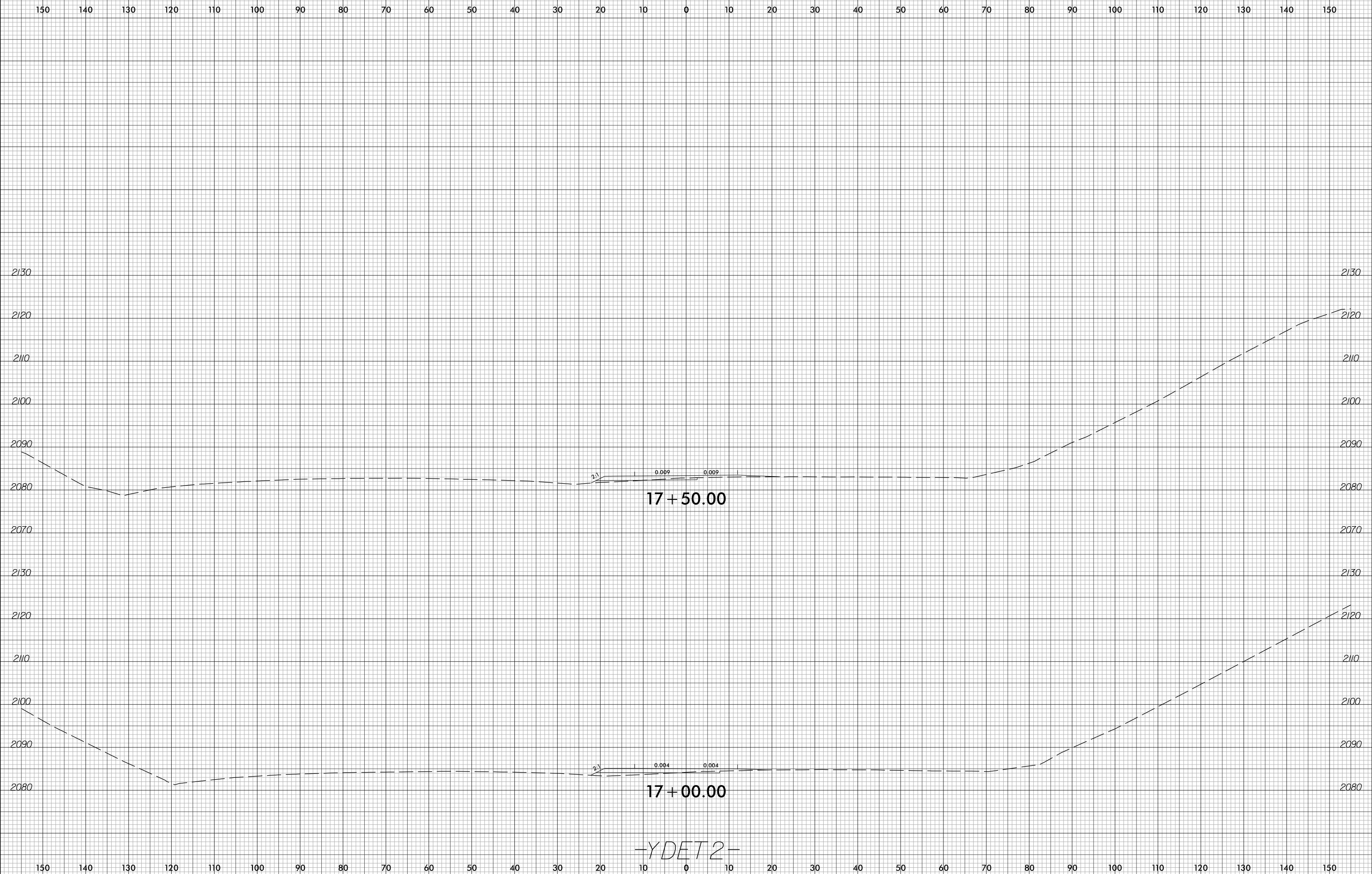


PROJ. REFERENCE NO.	SHEET NO.
I-2513AA/AB	X-252



10/4/2023
I-2513AA.RDY.XPL.YDET2.dgn
Barry Smith

-YDET2-

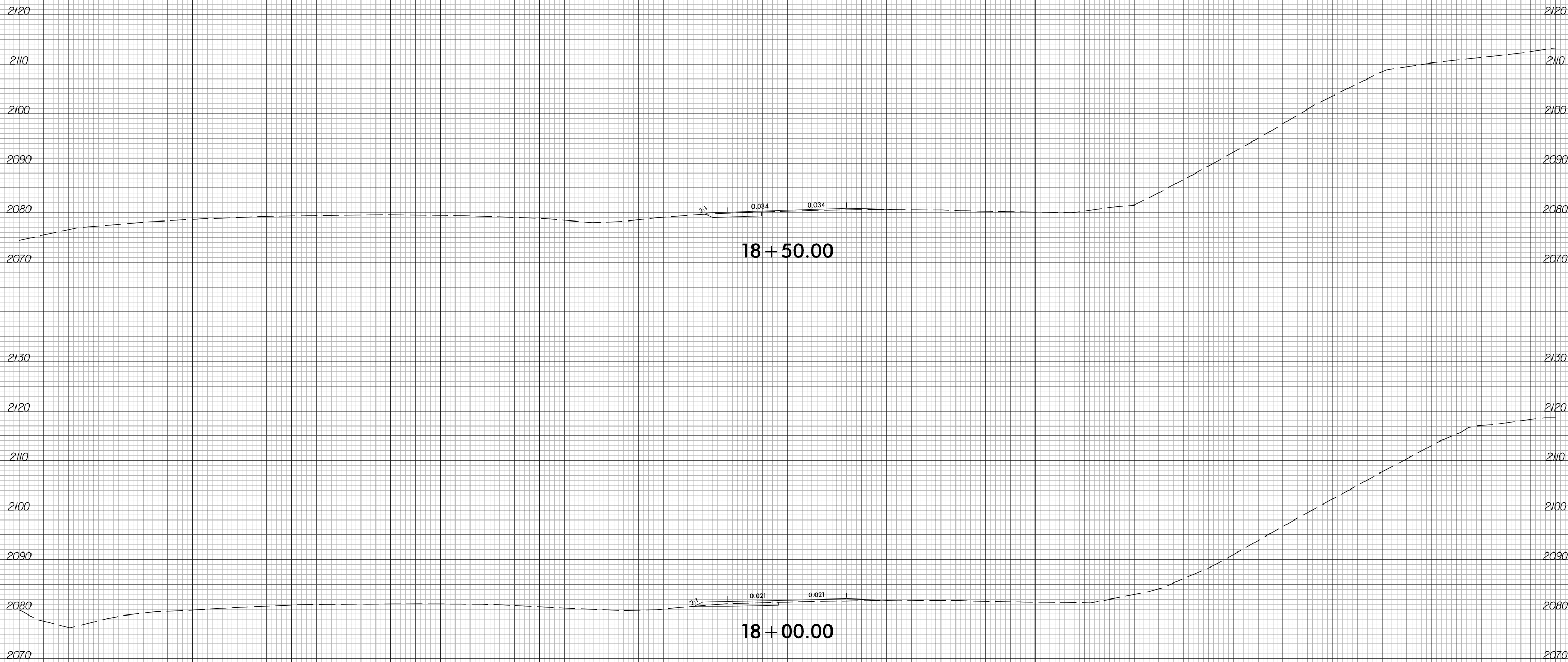


6/23/16



PROJ. REFERENCE NO.	SHEET NO.
I-2513AA/AB	X-254

150 140 130 120 110 100 90 80 70 60 50 40 30 20 10 0 10 20 30 40 50 60 70 80 90 100 110 120 130 140 150



18 + 50.00

18 + 00.00

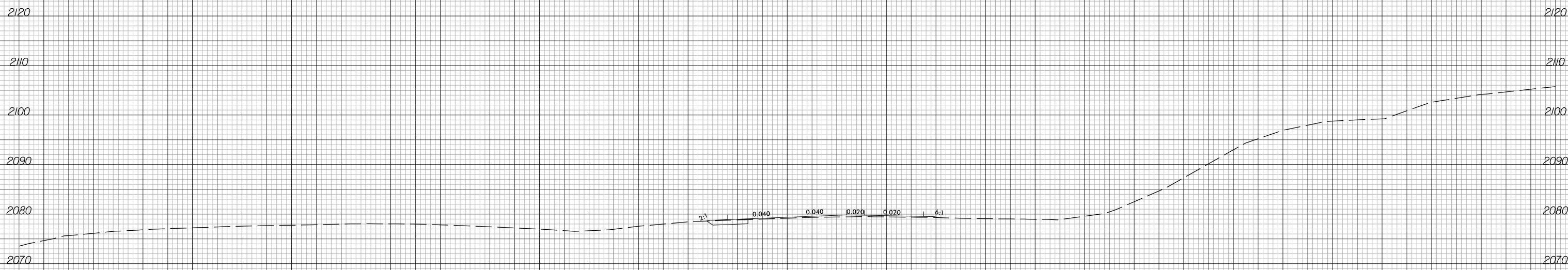
-YDET2-

10/4/2023 10:41:54 AM I:\Projects\2513AA\2513AA_P01\YDET2.dgn

150 140 130 120 110 100 90 80 70 60 50 40 30 20 10 0 10 20 30 40 50 60 70 80 90 100 110 120 130 140 150



19 + 50.00




19 + 00.00

-YDET2-

150 140 130 120 110 100 90 80 70 60 50 40 30 20 10 0 10 20 30 40 50 60 70 80 90 100 110 120 130 140 150

150 140 130 120 110 100 90 80 70 60 50 40 30 20 10 0 10 20 30 40 50 60 70 80 90 100 110 120 130 140 150

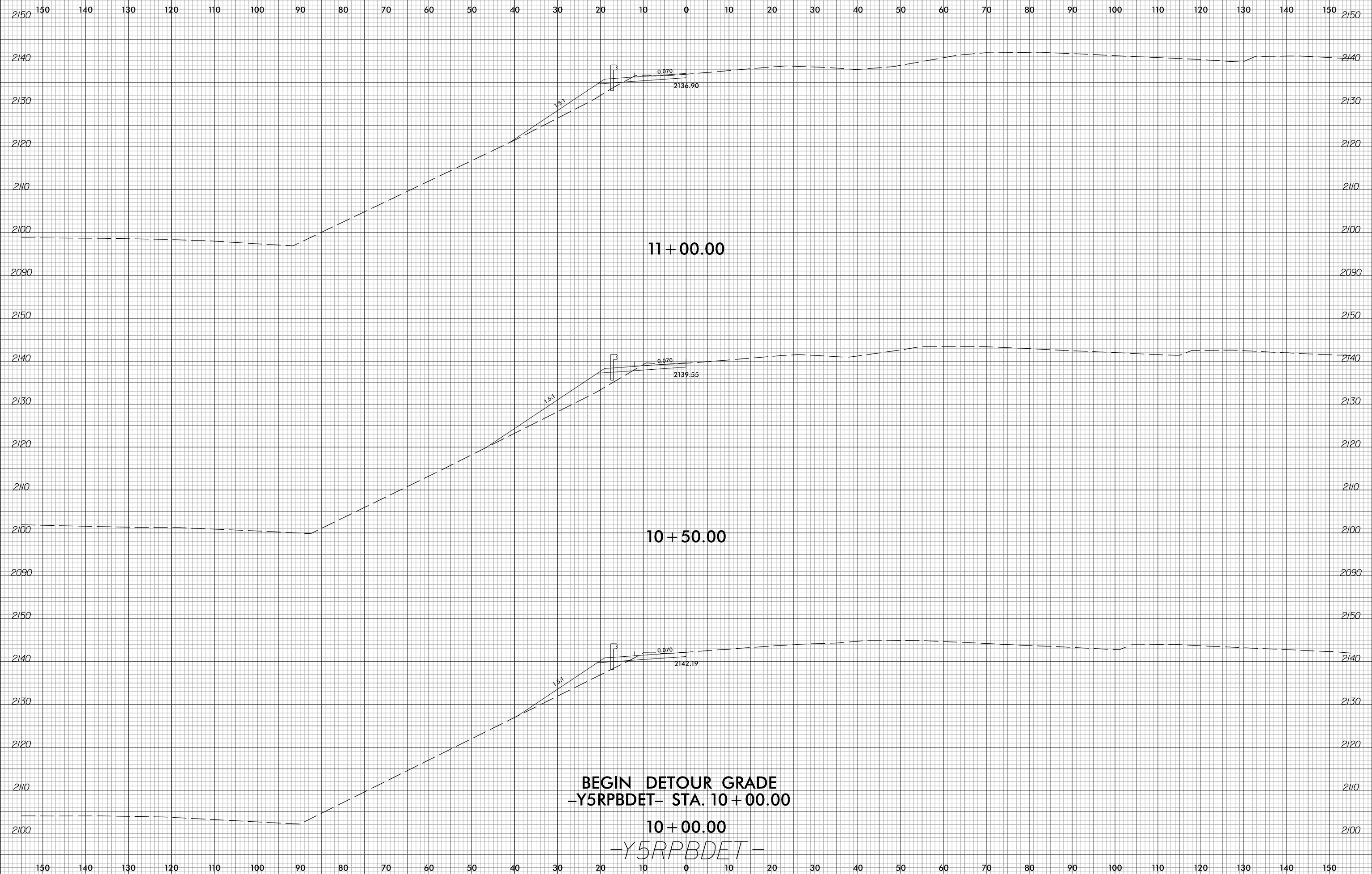


150 140 130 120 110 100 90 80 70 60 50 40 30 20 10 0 10 20 30 40 50 60 70 80 90 100 110 120 130 140 150

6/23/16



PROJ. REFERENCE NO.	SHEET NO.
I-2513AA/AB	X-257



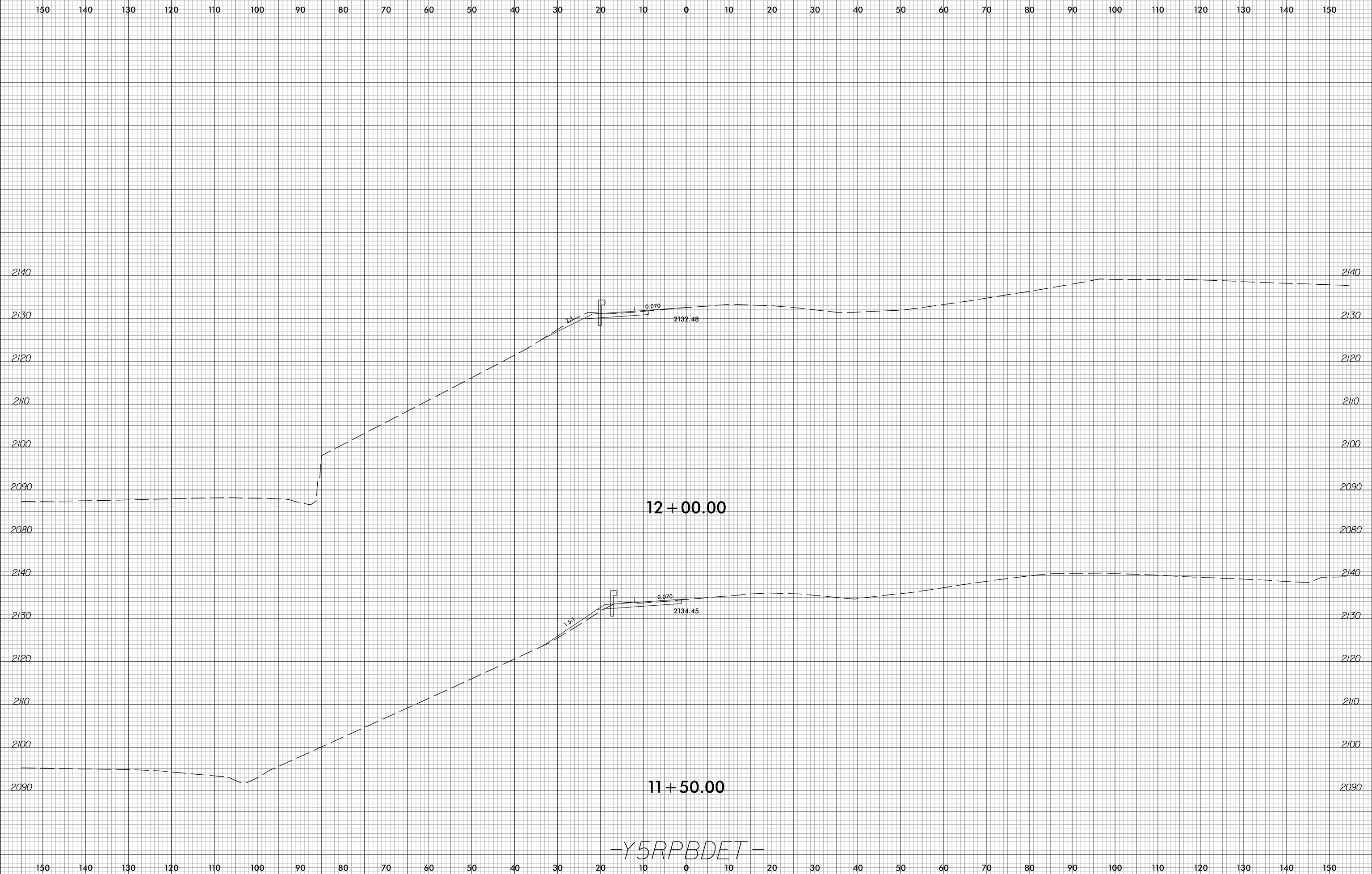
BEGIN DETOUR GRADE
-Y5RPBDET- STA. 10+00.00
10+00.00
-Y5RPBDET-

10/4/2023
 I-2513AA.RDY.XPL-Y5RPBDET.dgn
 Barr 4.5mitch

6/23/16



PROJ. REFERENCE NO.	SHEET NO.
I-2513AA/AB	X-258



10/4/2023
I-2513AA.RDY.XPL.Y5RPBDET.dgn
Barry Smith

-Y5RPBDET-

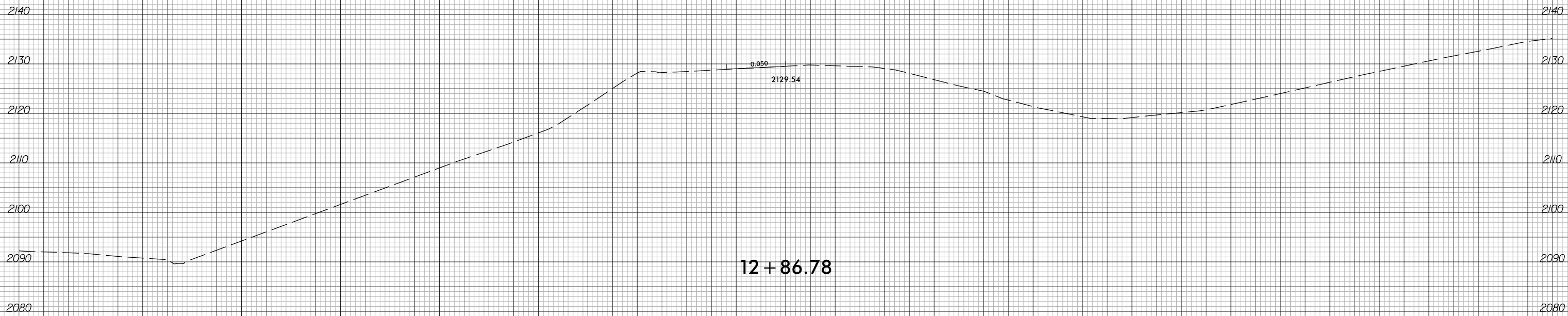
6/23/16



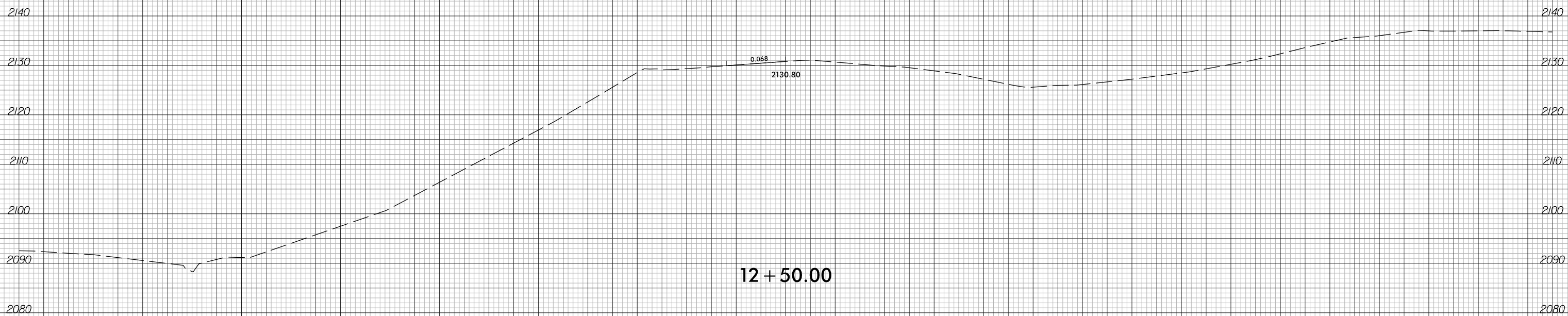
PROJ. REFERENCE NO.	SHEET NO.
I-2513AA/AB	X-259

150 140 130 120 110 100 90 80 70 60 50 40 30 20 10 0 10 20 30 40 50 60 70 80 90 100 110 120 130 140 150

END DETOUR GRADE
-Y5RPBDET- STA. 12 + 86.78



12 + 86.78



12 + 50.00

-Y5RPBDET-

150 140 130 120 110 100 90 80 70 60 50 40 30 20 10 0 10 20 30 40 50 60 70 80 90 100 110 120 130 140 150

10/4/2023
 I-2513AA.RDY.XPL.Y5RPBDET.dgn
 Barry Smith