PROJECT REFERENCE NO.	SHEET NO.
I-2513 AA/AB	ITS 26

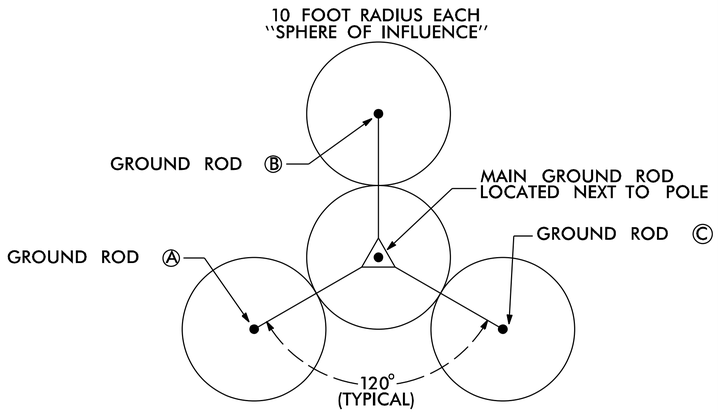

GROUND ROD PLACEMENT DETAIL

(TYPICAL EACH POLE)

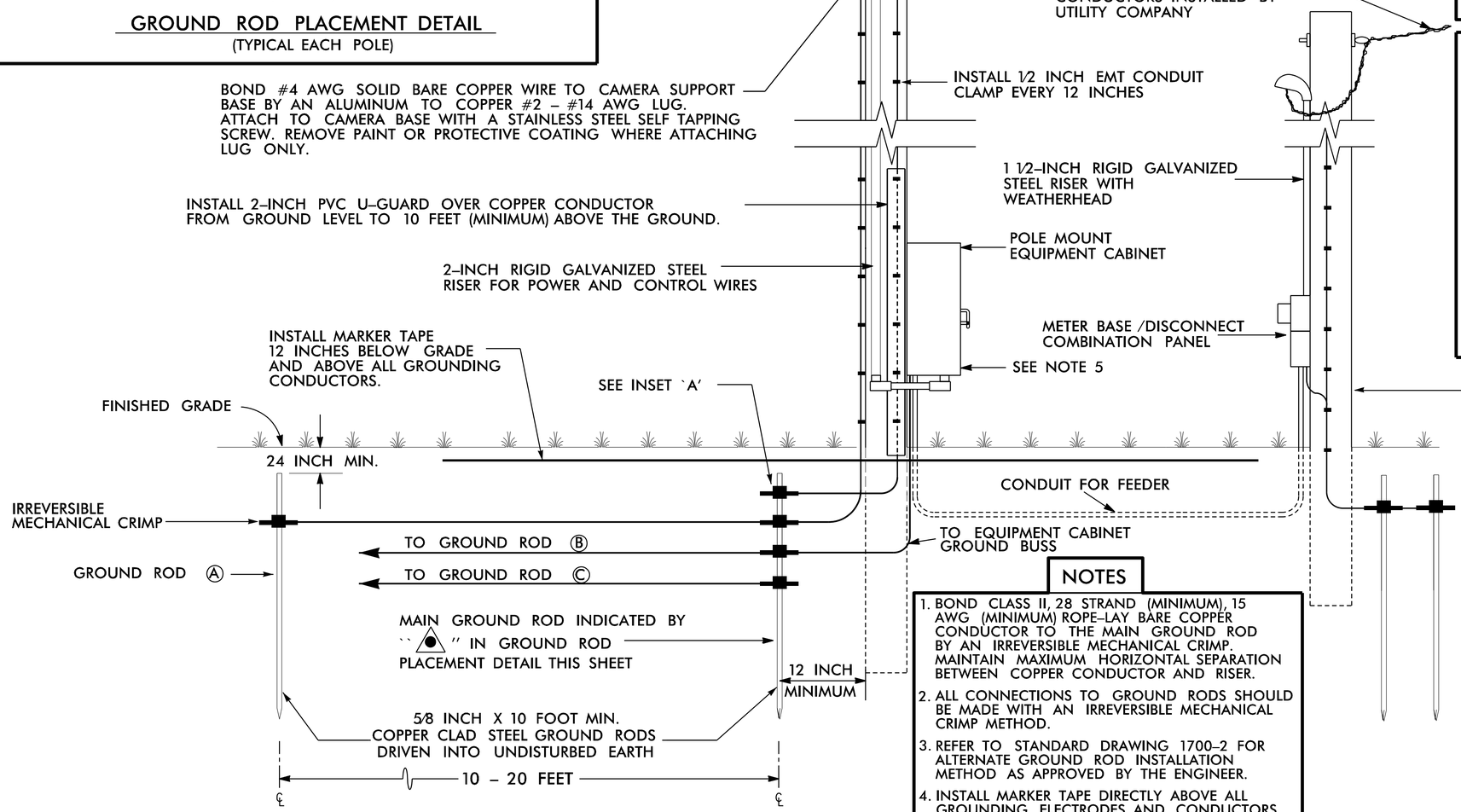

VERTICAL AIR TERMINAL BASE DETAIL

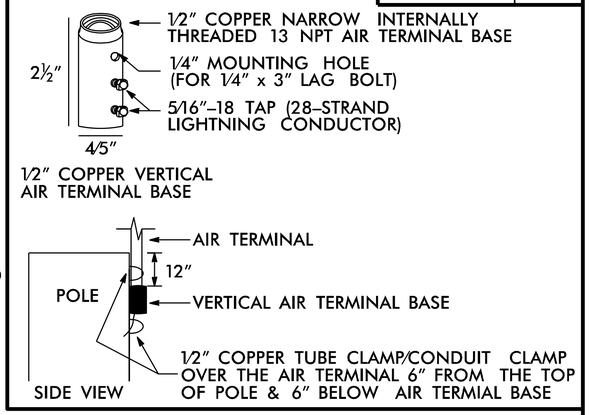

INSET `A'

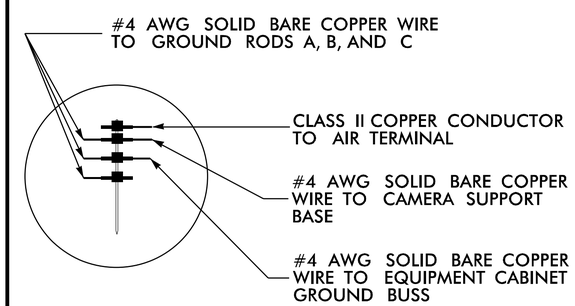

ALTERNATE GROUNDING METHOD

IF SPACE IS NOT AVAILABLE TO DRIVE MULTIPLE RODS, DRIVE SECTIONAL GROUND RODS A MINIMUM OF 30 FEET.

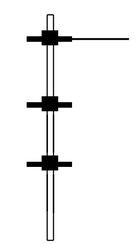

JOIN SECTIONAL GROUND RODS BY IRREVERSIBLE COMPRESSION COUPLER

NOTES

1. BOND CLASS II, 28 STRAND (MINIMUM), 15 AWG (MINIMUM) ROPE–LAY BARE COPPER CONDUCTOR TO THE MAIN GROUND ROD BY AN IRREVERSIBLE MECHANICAL CRIMP. MAINTAIN MAXIMUM HORIZONTAL SEPARATION BETWEEN COPPER CONDUCTOR AND RISER.
2. ALL CONNECTIONS TO GROUND RODS SHOULD BE MADE WITH AN IRREVERSIBLE MECHANICAL CRIMP METHOD.
3. REFER TO STANDARD DRAWING 1700–2 FOR ALTERNATE GROUND ROD INSTALLATION METHOD AS APPROVED BY THE ENGINEER.
4. INSTALL MARKER TAPE DIRECTLY ABOVE ALL GROUNDING ELECTRODES AND CONDUCTORS AT A DEPTH OF 12 INCHES.
5. REMOVE BONDING JUMPER BETWEEN EQUIPMENT CABINET GROUND BUSS AND NEUTRAL BUSS.

EXULT ENGINEERING
NC License #C-4445
304-F W. Millbrook Rd
Raleigh, NC 27609
984.500.5426
www.exultengineering.com

Plans Prepared For:
STATE OF NORTH CAROLINA DEPARTMENT OF TRANSPORTATION
750 N. Greenfield Pkwy., Garner, NC 27529

SCALE: NTS

CCTV CAMERA INSTALLATION FOR WOOD POLES WITH AERIAL ELECTRICAL SERVICE

DIVISION 13 BUNCOMBE COUNTY ASHEVILLE

PLAN DATE:	JANUARY 2024	REVIEWED BY:	T. HONEYCUTT
PREPARED BY:	M. STANLEY	REVIEWED BY:	C. DAGERHARDT

REVISIONS	INIT.	DATE

SEAL
NORTH CAROLINA PROFESSIONAL SEAL 043814 ENGINEER TAYLOR A. HONEYCUTT
Digitally Signed by Taylor Honeycutt
Date: 2024.01.19 15:22:35 -05'00'
SIGNATURE DATE