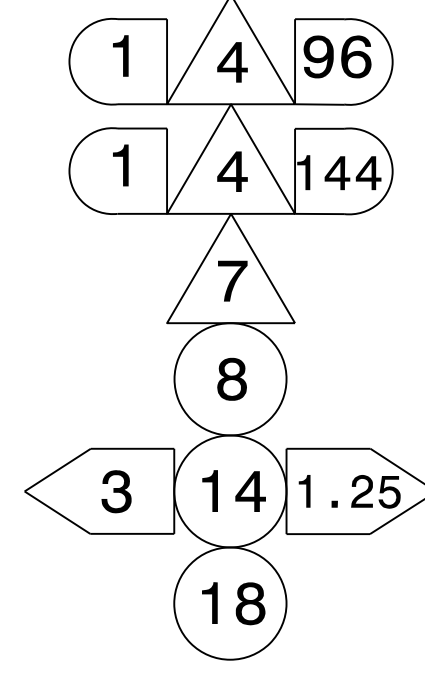
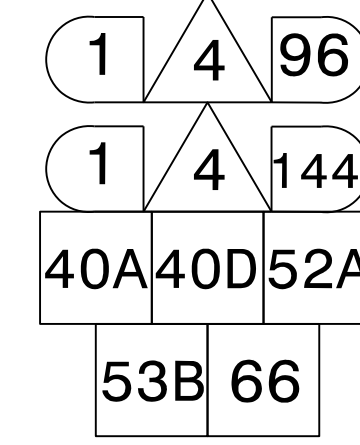
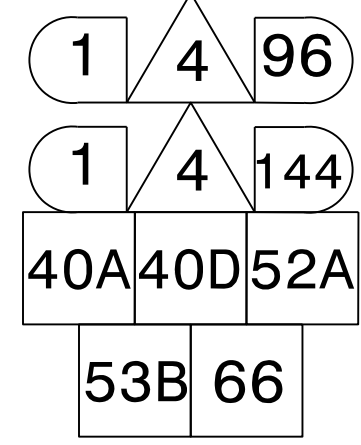
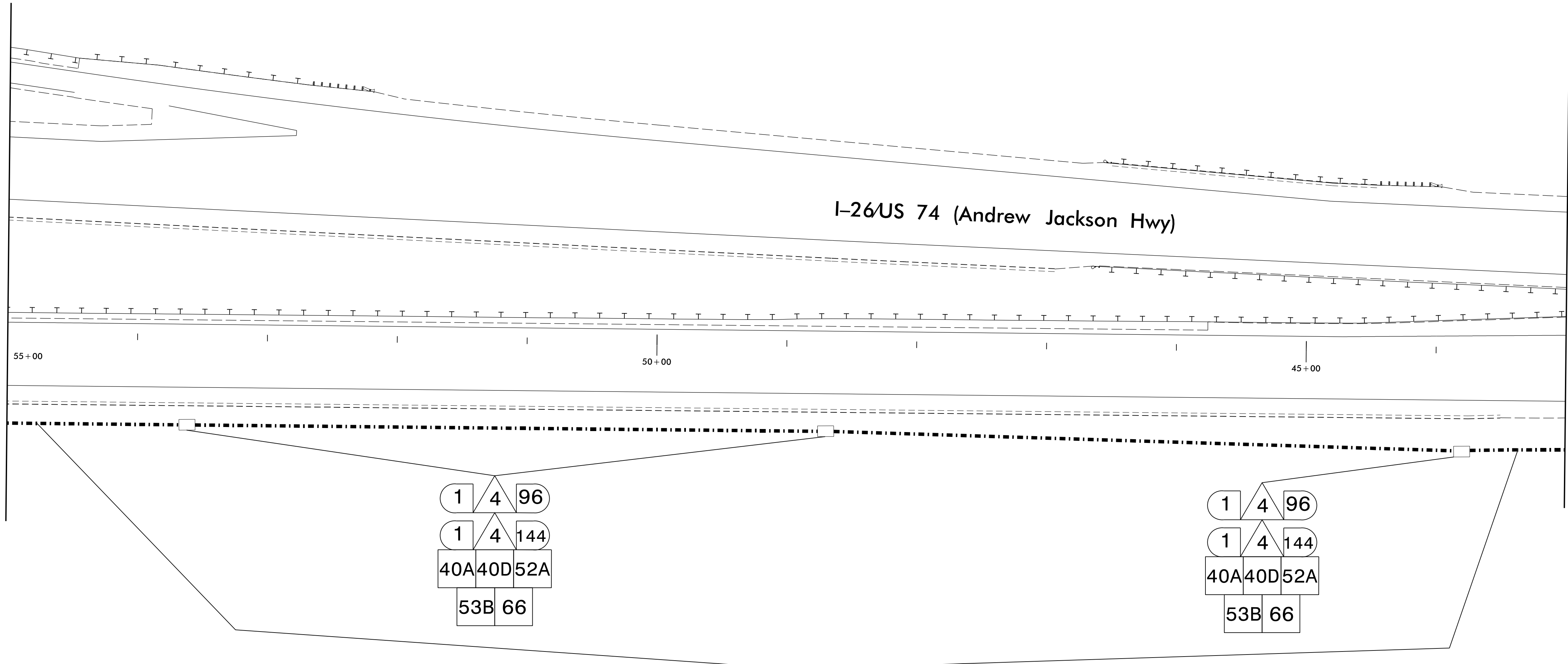


Matchline -L1 EB- STA 55+00 See Sheet 13

Matchline -L1 EB- STA 47+00 See Sheet 15

I-26/US 74 (Andrew Jackson Hwy)




TRUNK CONDUIT LAYOUT
ORANGE = 144 FO (ACTIVE)
BLUE = 96 FO (SPARE)
GREEN = SPARE

NOTES:

1. USE 144 FIBER IN ORANGE DUCT FOR ALL DEVICES ON THIS PROJECT.

1/19/2024 10:44:33 AM C:\Users\pawbent\OneDrive\Documents\60646756-1-2513AA\100-CAD-6154910-CAD\70-NC001-TIP\In\11\gen1_Transportation_Systems\AA_AB\I-2513AA_AB_ITS_PSH14.dgn T:\Tindal



ITS Communication Cable and Conduit Routing Plans

DIVISION 13	BUNCOMBE CO.	ASHEVILLE
PLAN DATE: January 2024	REVIEWED BY: M. Cavanaugh	
PREPARED BY: M. Tindal	REVIEWED BY: R. Garrett	
REVISIONS	INIT.	DATE

DOCUMENT NOT CONSIDERED FINAL UNLESS ALL SIGNATURES COMPLETED

SEAL

Professional Engineer Seal for Rachel Garret, No. 026679

DocuSigned by: Rachel Garret 1/19/2024