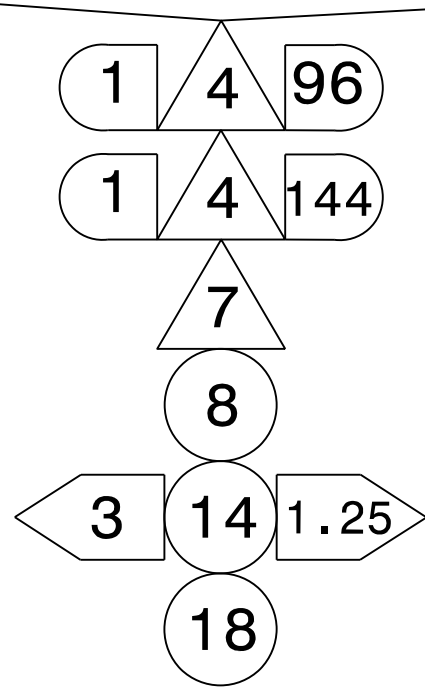
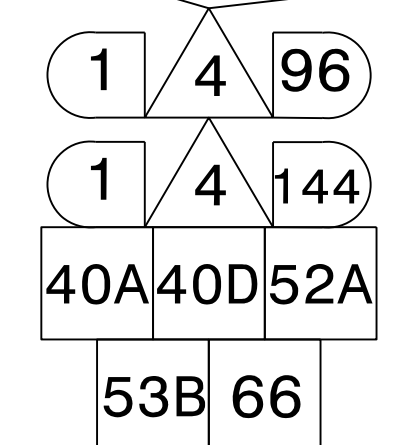
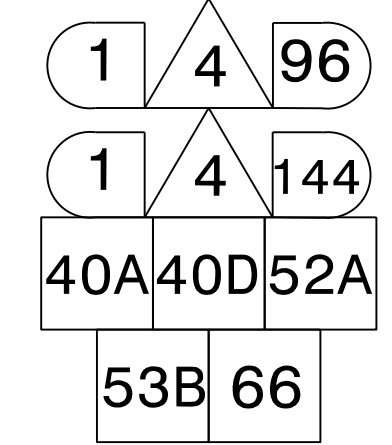
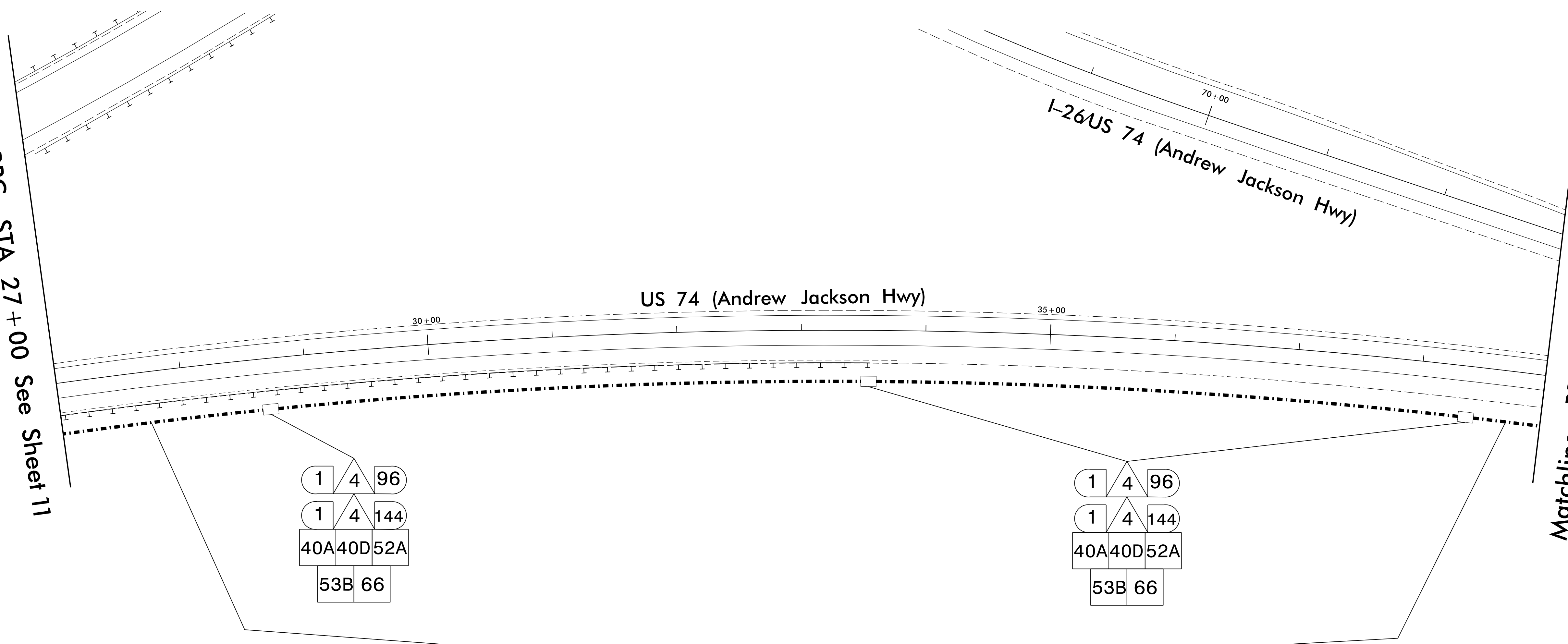


Matchline -RPC- STA 27+00 See Sheet 11

Matchline -RPC- STA 39+00 See Sheet 13



TRUNK CONDUIT LAYOUT
 ORANGE = 144 FO (ACTIVE)
 BLUE = 96 FO (SPARE)
 GREEN = SPARE

NOTES:

- 1. USE 144 FIBER IN ORANGE DUCT FOR ALL DEVICES ON THIS PROJECT.

1/19/2024 10:44:33 AM C:\Users\paw.bentl\ey-com\AECOM\B21_NA_2020\Documents\60646756-1-2513AA\00-CAD_0154910-CAD\70-NC001-TIP\Inlet\igen Transportation Systems\AA_AB\I-2513AA_AB_ITS_PSH12.dgn T.Tindal



Prepared for the Offices of:
 ITS Communication Cable and Conduit Routing Plans

DIVISION 13 BUNCOMBE CO., ASHEVILLE
 PLAN DATE: January 2024 REVIEWED BY: M. Cavanaugh
 PREPARED BY: M. Tindal REVIEWED BY: R. Garrett

SCALE: 0 NA N.T.S.

REVISIONS: INIT. DATE

DocuSigned by:
 Rachelle Garrett 1/19/2024

DOCUMENT NOT CONSIDERED FINAL UNLESS ALL SIGNATURES COMPLETED

SEAL: RACHELLE GARRETT, PROFESSIONAL ENGINEER, SEAL 026679