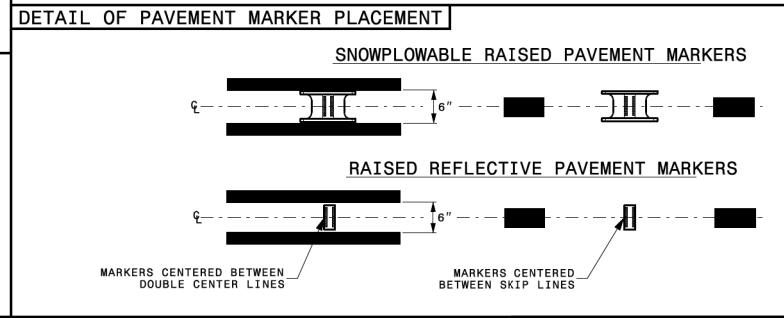
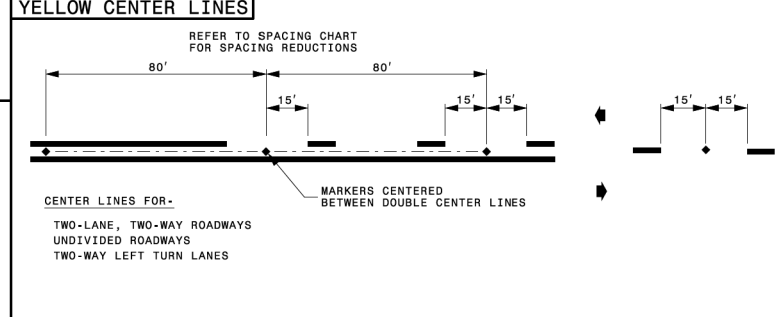
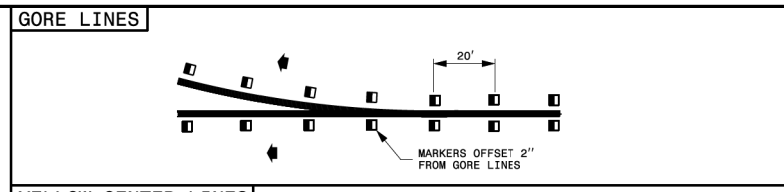
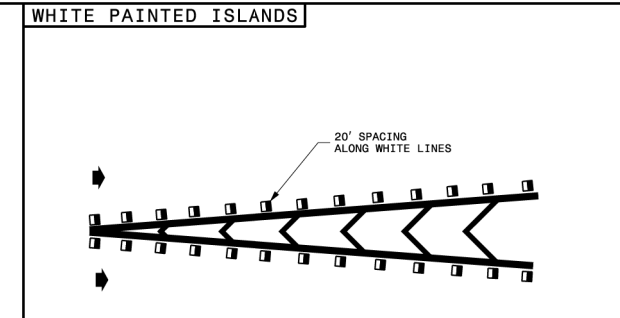
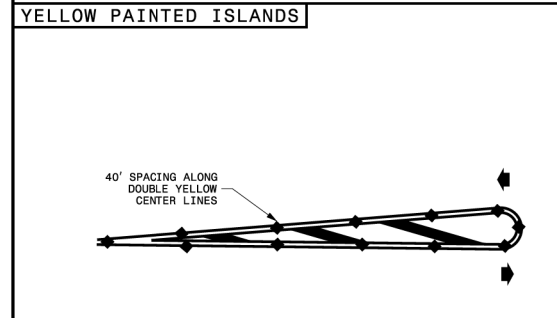
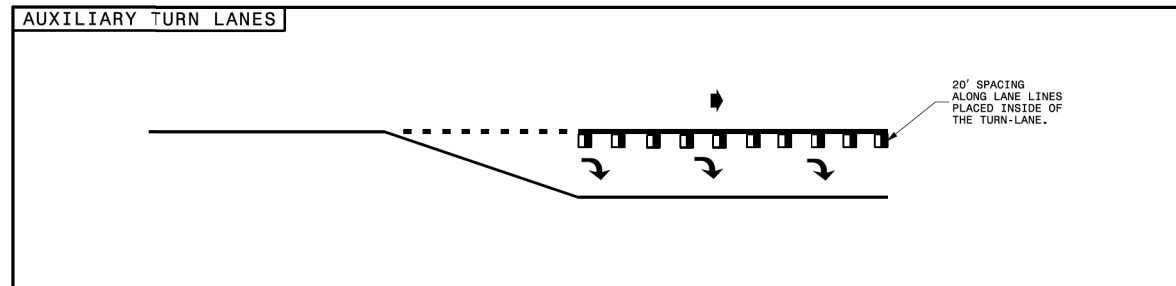


LEGEND

- CRYSTAL/RED PAVEMENT MARKER
- ◆ YELLOW/YELLOW PAVEMENT MARKER
- ➔ DIRECTION OF TRAFFIC FLOW



1-24 STATE OF NORTH CAROLINA DEPT. OF TRANSPORTATION DIVISION OF HIGHWAYS RALEIGH, N.C.
 ROADWAY STANDARD DRAWING FOR RAISED PAVEMENT MARKERS INSTALLATION SPACING
 SHEET 2 OF 3
1250.01



LEGEND

- ➔ DIRECTION OF TRAFFIC FLOW
- CRYSTAL/RED PAVEMENT MARKER
- ◆ YELLOW/YELLOW PAVEMENT MARKER
- ➔ PAVEMENT MARKING SYMBOL

1-24 STATE OF NORTH CAROLINA DEPT. OF TRANSPORTATION DIVISION OF HIGHWAYS RALEIGH, N.C.
 ROADWAY STANDARD DRAWING FOR RAISED PAVEMENT MARKERS INSTALLATION SPACING
 SHEET 3 OF 3
1250.01