PROJECT REFERENCE NO.	SHEET NO.
HI-0017	PMP-6

STRAIGHT ARROW

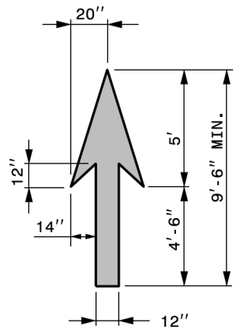

RIGHT OR LEFT TURN ARROW

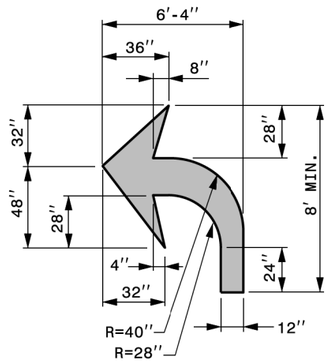

COMBINATION STRAIGHT AND LEFT OR RIGHT TURN ARROW

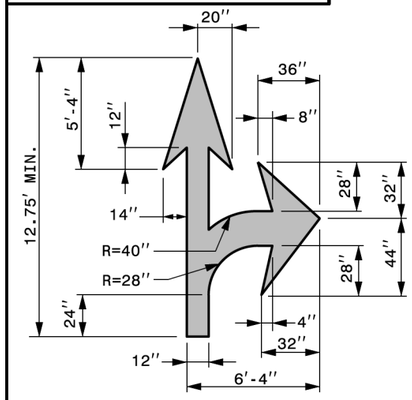

COMBINATION LEFT AND RIGHT TURN ARROW

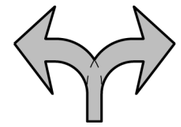

SAME DIMENSIONS APPLY AS FOR THE LEFT/RIGHT TURN ARROW

COMBINATION LEFT AND STRAIGHT AND RIGHT TURN ARROW



SAME DIMENSIONS APPLY AS FOR THE COMBINATION STRAIGHT AND LEFT/RIGHT TURN ARROW

MERGE ARROW

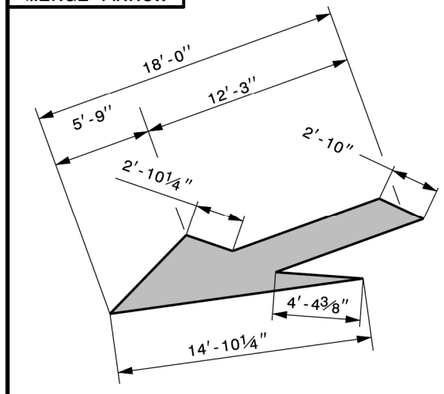

ELONGATED STRAIGHT ARROW

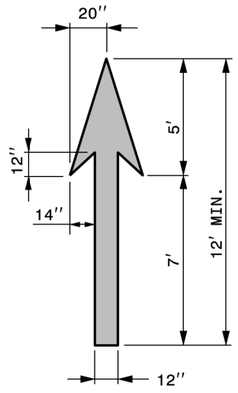

WRONG-WAY RAMP ARROW

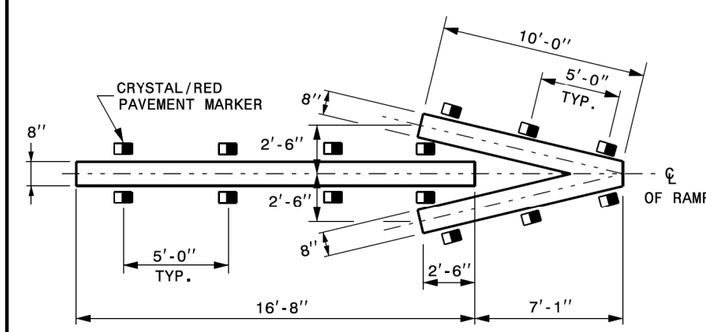

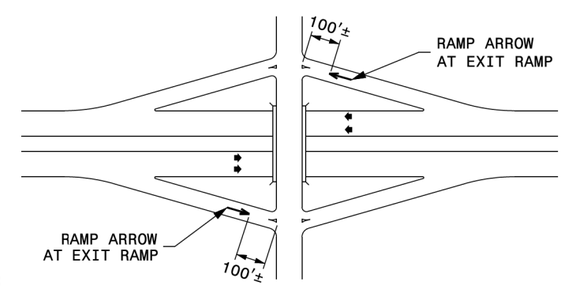

NOTE:

1- WHEN INSTALLING COLD APPLIED PLASTIC ON CONCRETE, IT IS RECOMMENDED TO USE COLD APPLIED PLASTIC WITH A BLACK CONTRASTING BOLDER.

GENERAL NOTES:

1- USE THE COLOR WHITE FOR ALL PAVEMENT MARKING SYMBOLS.

2- DO NOT LOCATE PAVEMENT MARKING SYMBOLS AS TO ENCROACH INTO INTERSECTION AREAS.

3- DO NOT PLACE SYMBOLS ACROSS TRANSVERSE EXPANSION JOINTS ON PORTLAND CEMENT CONCRETE PAVEMENTS, UNLESS APPROVED BY THE ENGINEER.

4- CONFORM ALL SYMBOLS TO THE FHWA "STANDARD HIGHWAY SIGNS" MANUAL WHICH INCLUDES PAVEMENT MARKINGS AND STANDARD ALPHABETS (REFER TO SHEETS 6 THRU 9). DIMENSIONS CAN VARY AMONG MANUFACTURERS, THEREFORE SLIGHT VARIANCES ARE ACCEPTABLE. HOWEVER, ALL SYMBOLS ARE REQUIRED TO BE APPROVED BY THE DEPARTMENT.

1-24

STATE OF NORTH CAROLINA
DEPT. OF TRANSPORTATION
DIVISION OF HIGHWAYS
RALEIGH, N.C.

ROADWAY STANDARD DRAWING FOR

PAVEMENT MARKINGS

SYMBOLS AND WORD MESSAGES

SHEET 1 OF 9

1205.08

8/17/99

2/13/2024
Q:\2019\1900765.002_HI-0016_US_74_From_E\CADD\HI-0017\Traffic\Pavement Markings\HI-0017_PMP_06.dgn
User:RLashier