


STATE OF NORTH CAROLINA
DEPARTMENT OF TRANSPORTATION

SIGNING PLAN
FORSYTH COUNTY

LOCATION: US 158 (REIDSVILLE RD.) FROM NORTH OF
US 421 / I-40 BUS. TO SR 1965 (BELEWS CREEK RD.)

TIP NO.	SHEET NO.
R-2577A	SIGN-1
APPROVED: <i>David T. Sears</i> 3/6/2024	
DATE: 3/6/2024	
SEAL 	
DOCUMENT NOT CONSIDERED FINAL UNLESS ALL SIGNATURES COMPLETED	

T.I.P.: R-2577A

CONTRACT: C204913

ROADWAY STANDARD DRAWING

THE FOLLOWING ROADWAY STANDARDS AS APPEAR IN "ROADWAY STANDARD DRAWINGS" - PROJECT SERVICES UNIT - N.C. DEPARTMENT OF TRANSPORTATION - RALEIGH, N.C., DATED JANUARY 2024 ARE APPLICABLE TO THIS PROJECT AND BY REFERENCE HEREBY ARE CONSIDERED A PART OF THESE PLANS:

STD. NO.	TITLE
901.10	TYPE 'A' SIGNS
901.50	ARROWS AND SHIELDS
901.70	SIGN STRINGERS AND SUPPORT SPACING
901.80	SIGN MOUNTING DETAILS - FOR TYPE A AND TYPE B SIGNS
904.10	ORIENTATION OF GROUND MOUNTED SIGNS
904.50	MOUNTING OF TYPE 'D', 'E' AND 'F' SIGNS ON 'U' CHANNEL POSTS
910.20	SCHOOL MARKED AND UNMARKED CROSSWALKS/SPEED REDUCTION REQUIREMENTS
910.30	SIGNING SIGNALIZED AND UNSIGNALIZED SUPERSTREET
910.50	SIGNING FOR SPEED REDUCTION ZONE

GENERAL NOTES

- SIGNS FURNISHED BY STATE (BUNN PLANT)
- CONFIRM IN WRITING AT LEAST 4 MONTHS IN ADVANCE, THE ACTUAL DATE THE DEPARTMENT FURNISHED SIGNS WILL BE REQUIRED.
- ALL TYPE 'D' SIGNS SHALL BE MOUNTED ON TWO U-CHANNEL POSTS UNLESS OTHERWISE INDICATED ON THE PLANS.
- IF REMOVAL OR RELOCATION OF SIGNS ON PRIVATE STREET (NON-STATE MAINTAINED) IS REQUIRED DUE TO CONSTRUCTION, THE CONTRACTOR SHALL INFORM THE ENGINEER. THE WORK WILL BE COMPLETED BY OTHERS.
- WHEN NOT STATIONED OR DIMENSIONED ON PLANS, ALL 'E' AND 'F' SIGNS SHALL BE FIELD LOCATED BY THE ENGINEER
- ALL EXISTING SIGNS ON "U" CHANNEL POST WITHIN THE PROJECT LIMITS SHALL BE REMOVED AND DISPOSED OF UNLESS OTHERWISE NOTED ON PLANS.
- WHEN EXISTING SIGNS ARE REMOVED AND INSTALLED ON NEW SUPPORTS, THE RE-ERECTION SHALL IMMEDIATELY FOLLOW THE REMOVAL.
- THE BACKGROUND FOR TYPE E & F SIGNS SHALL BE TYPE C REFLECTIVE SHEETING.
- SEE ROADWAY PLANS FOR GUARD/GUIDE RAIL DETAILS.

SUMMARY OF QUANTITIES

ITEM NO.	ITEM DESCRIPTION		QUANTITY	UNIT
DESC. NO.	SECT. NO.			
4072000000	903	SUPPORTS, 3 LB STEEL U-CHANNEL	3,221	L.F.
4096000000	904	SIGN ERECTION, TYPE D	2	EA.
4102000000	904	SIGN ERECTION, TYPE E	158	EA.
4108000000	904	SIGN ERECTION, TYPE F	41	EA.
4109000000	904	SIGN ERECTION, TYPE A (OVERHEAD)	1	EA.
4116100000	904	SIGN ERECTION, RELOCATE SIGN TYPE E	5	EA.
4155000000	907	DISPOSAL OF SIGN SYSTEM, U-CHANNEL	126	EA.
4192000000	907	DISPOSAL OF SUPPORT, U-CHANNEL	5	EA.
4234000000	907	DISPOSAL OF SIGN, A OR B (OVERHEAD)	2	EA.

PROJECT NOTES


- DISPOSAL OF SUPPORT, U-CHANNEL
- DISPOSAL OF SIGN, A OR B (OVERHEAD)
- DISPOSAL OF SIGN, A OR B (GROUND MOUNTED)
- DISPOSAL OF SIGN, D, E OR F
- DISPOSAL OF LIGHTING SYSTEM
- SIGN ERECTION, TYPE A (OVERHEAD)
- SIGN ERECTION, TYPE D, E, AND F
- SIGN ERECTION, RELOCATE SIGN TYPE E

INDEX

SHEET NO.	DESCRIPTION
SIGN-1-1A	TITLE SHEET/LAYOUT SHEET
SIGN-3-3A	E AND F SIGNS
SIGN-4	SIGN DESIGNS
SIGN-4A	OVERHEAD DETAIL
SIGN-5-31	SIGNING PLAN SHEETS

PLAN SUBMITTED TO: NCDOT DIVISION 9

J. P. Couch, PE DIVISION TRAFFIC ENGINEER
David Sink ASSISTANT TRAFFIC ENGINEER



PLAN PREPARED BY: RK&K ENGINEERS


David Sears, PE, PTOE Senior Project Engineer
Allen Tutt Project Designer

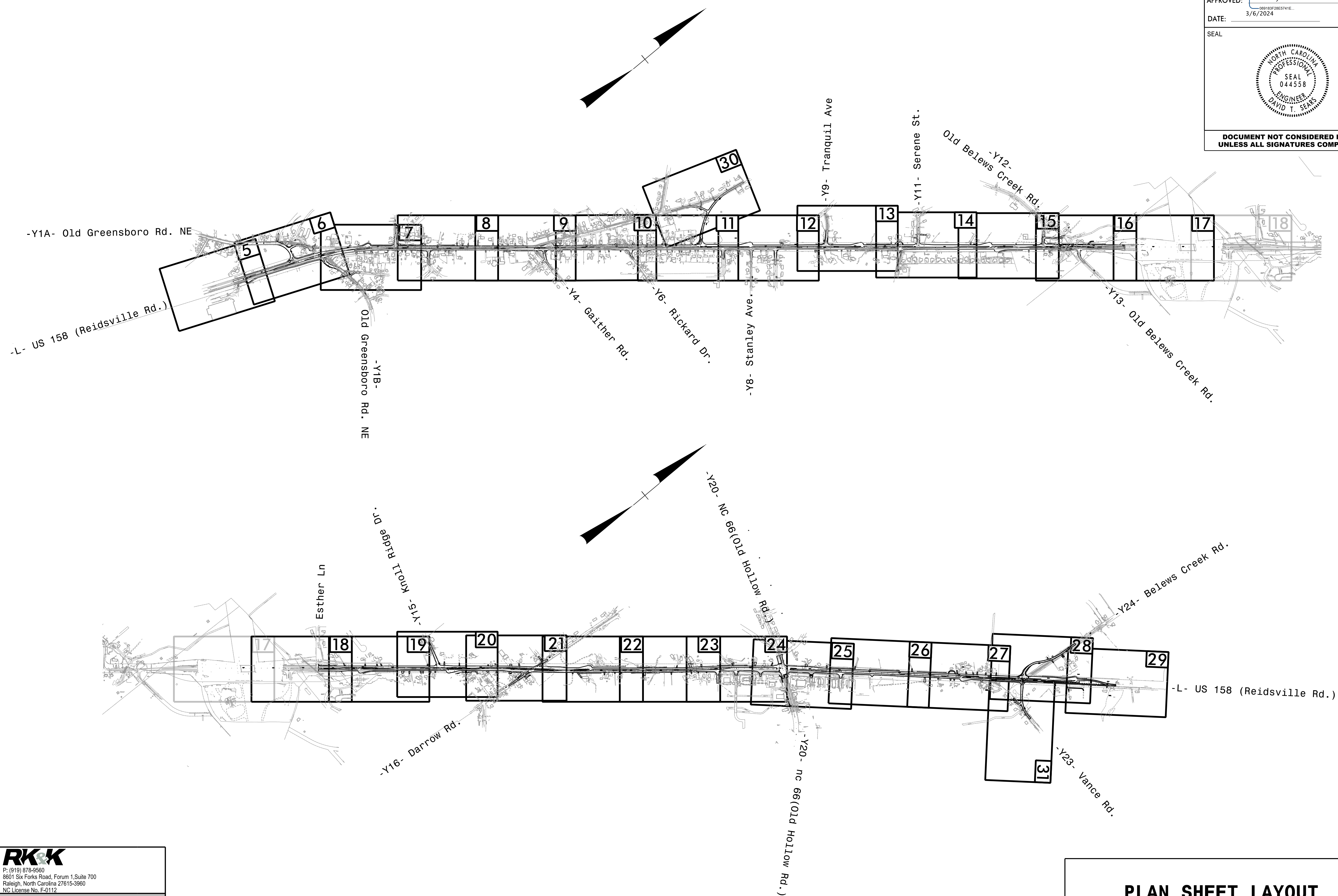


P: (919) 878-9560
8601 Six Forks Road, Forum 1, Suite 700
Raleigh, North Carolina 27615-3960
NC License No. F-0112

Engineers | Construction Managers | Planners | Scientists
www.rkk.com

Responsive People | Creative Solutions

PROJECT REFERENCE NO. R-2577A	SHEET NO. SIGN-1A
APPROVED: <i>David T. Seals</i> 000183P28E0741E	
DATE: 3/6/2024	
SEAL	
	
DOCUMENT NOT CONSIDERED FINAL UNLESS ALL SIGNATURES COMPLETED	




RK&K
P: (919) 878-9560
8601 Six Forks Road, Forum 1, Suite 700
Raleigh, North Carolina 27615-3960
NC License No. F-0112

Engineers | Construction Managers | Planners | Scientists
www.rkk.com

Responsive People | Creative Solutions

PLAN SHEET LAYOUT


401 QUANTITY REQ'D 2



R2-1
30" X 36"

ONE "U" CHANNEL POST PER SIGN


402 QUANTITY REQ'D 13



R6-1L
54" X 18"

TWO "U" CHANNEL POSTS PER SIGN


403 QUANTITY REQ'D 22



W12-1
30" X 30"

ONE "U" CHANNEL POST PER SIGN


404 QUANTITY REQ'D 5



W3-3
30" X 30"

ONE "U" CHANNEL POST PER SIGN

405 QUANTITY REQ'D 2




S4-3P
24" X 8"

MOUNT ABOVE SIGN 406
IN ONE INSTALLATION

MOUNT BELOW SIGN 421
IN ONE INSTALLATION


406 QUANTITY REQ'D 3



R2-1
24" X 30"

ONE "U" CHANNEL POST PER SIGN


407 QUANTITY REQ'D 1



SNC4-1A
24" X 24"

MOUNT BELOW SIGN 406
IN ONE INSTALLATION


408 QUANTITY REQ'D 31



R1-1
36" X 36"

ONE "U" CHANNEL POST IN NINETEEN
INSTALLATIONS MOUNTED BELOW SIGN 410.
ONE "U" CHANNEL POST IN TWELVE INSTALLATIONS.


409 QUANTITY REQ'D 3



W14-2
30" X 30"

ONE "U" CHANNEL POST PER SIGN


410 QUANTITY REQ'D 19



R6-1R
36" X 12"

MOUNT ABOVE SIGN 408
IN NINETEEN INSTALLATIONS

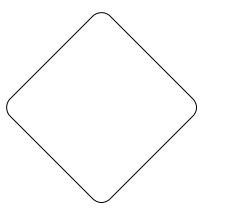
411 QUANTITY REQ'D 14



R2-1
30" X 36"

ONE "U" CHANNEL POST PER SIGN


412 QUANTITY REQ'D 3



OM3-3
18" X 18"

ONE "U" CHANNEL POST PER SIGN


413 QUANTITY REQ'D 1



W1-1L
30" X 30"

ONE "U" CHANNEL POST


414 QUANTITY REQ'D 1



W13-1P
18" X 18"

MOUNT BELOW SIGN 413
IN ONE INSTALLATION


415 QUANTITY REQ'D 2



R1-2
36" X 36" X 36"

ONE "U" CHANNEL POST PER SIGN


416 QUANTITY REQ'D 4



R4-7
24" X 30"

ONE "U" CHANNEL POST PER SIGN


417 QUANTITY REQ'D 2



R3-7
36" X 36"

ONE "U" CHANNEL POST PER SIGN


418 QUANTITY REQ'D 4



R2-1
24" X 30"

ONE "U" CHANNEL POST PER SIGN


419 QUANTITY REQ'D 1



W11-1
30" X 30"

ONE "U" CHANNEL POST


420 QUANTITY REQ'D 1



W16-1
18" X 24"

MOUNT BELOW SIGN 419
IN ONE INSTALLATION


421 QUANTITY REQ'D 1



S1-1
36" X 36"

ONE "U" CHANNEL POST


422 QUANTITY REQ'D 2



R2-1
24" X 30"

ONE "U" CHANNEL POST PER SIGN


423 QUANTITY REQ'D 1



S4-5
36" X 36"

ONE "U" CHANNEL POST


424 QUANTITY REQ'D 4



W3-1
30" X 30"

ONE "U" CHANNEL POST PER SIGN


425 QUANTITY REQ'D 1



W6-2
36" X 36"

ONE "U" CHANNEL POST


426 QUANTITY REQ'D 1



W6-1
36" X 36"

ONE "U" CHANNEL POST


427 QUANTITY REQ'D 1



W3-5
36" X 36"

ONE "U" CHANNEL POST


428 QUANTITY REQ'D 3



W14-1
30" X 30"

ONE "U" CHANNEL POST PER SIGN


429 QUANTITY REQ'D 1



W1-3R
30" X 30"

ONE "U" CHANNEL POST


430 QUANTITY REQ'D 2



R6-1R
54" X 18"

TWO "U" CHANNEL POSTS PER SIGN


431 QUANTITY REQ'D 3




W13-1P
18" X 18"

MOUNT BELOW SIGN 432 IN ONE INSTALLATION.
MOUNT BELOW SIGN 433 IN ONE INSTALLATION.
MOUNT BELOW SIGN 434 IN ONE INSTALLATION.

TYPE "E" SIGNS

PROJECT REFERENCE NO. R-2577A	SHEET NO. SIGN-3A
APPROVED: <i>David T. Seaks</i> <small>009183F28E5741E</small> DATE: 3/6/2024	
SEAL 	
DOCUMENT NOT CONSIDERED FINAL UNLESS ALL SIGNATURES COMPLETED	


432 QUANTITY REQ'D 1



W1-2R
30" X 30"

ONE "U" CHANNEL POST


433 QUANTITY REQ'D 1



W1-2L
30" X 30"

ONE "U" CHANNEL POST


434 QUANTITY REQ'D 1



W1-4R
30" X 30"

ONE "U" CHANNEL POST


435 QUANTITY REQ'D 1



R4-7
36" X 48"

TWO "U" CHANNEL POSTS

501 509 512 517 519 530
535




M3-4
24" X 12"

M1-4
30" X 24"

ONE "U" CHANNEL POST PER SIGN

502 513 518 520 521 531



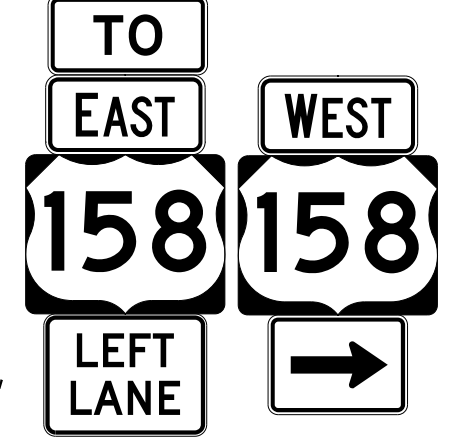
M3-2
24" X 12"

M1-4
30" X 24"

TURN - SEE SHEET
SIGN-4 FOR DETAILS
21" X 21"

ONE "U" CHANNEL POST PER SIGN

503



M4-5
24" X 12"

M3-2
24" X 12"

M1-4
30" X 24"

M5-4
24" X 18"

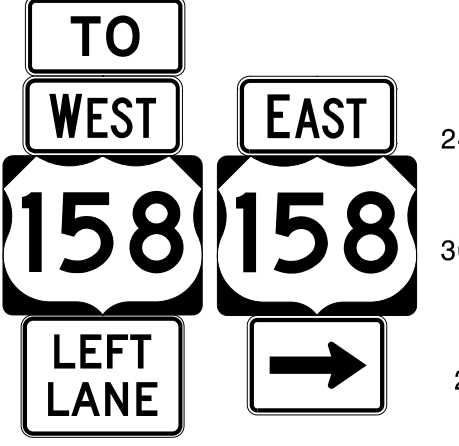
M3-4
24" X 12"

M1-4
30" X 24"

M6-1
21" X 15"

TWO "U" CHANNEL POSTS

504



M4-5
24" X 12"

M3-4
24" X 12"

M1-4
30" X 24"

M5-4
24" X 18"

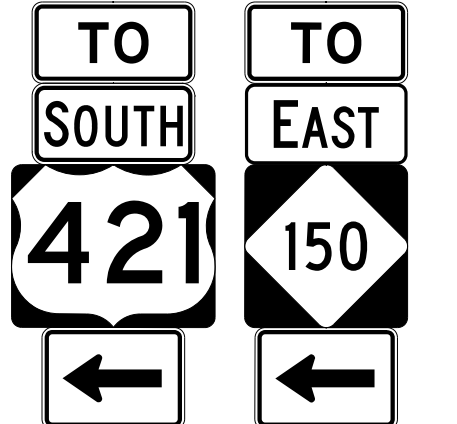
M3-2
24" X 12"

M1-4
30" X 24"

M6-1
21" X 15"

TWO "U" CHANNEL POSTS

505



M4-5
24" X 12"

M3-3
24" X 12"

M1-4
30" X 24"

M6-1
21" X 15"

M4-5
24" X 12"


M3-2
24" X 12"

M1-5
24" X 24"

M6-1
21" X 15"

TWO "U" CHANNEL POSTS

506 510 514 515 522 532




M3-4
24" X 12"

M1-4
30" X 24"

TURN - SEE SHEET
SIGN-4 FOR DETAILS
21" X 21"

ONE "U" CHANNEL POST PER SIGN

507 511 516 523 533 538




M3-2
24" X 12"

M1-4
30" X 24"

ONE "U" CHANNEL POST PER SIGN

508



M4-5
24" X 12"

M3-3
24" X 12"

M1-4
30" X 24"

M5-4
24" X 18"

M4-5
24" X 12"


M3-2
24" X 12"

M1-5
24" X 24"

M5-4
24" X 18"

TWO "U" CHANNEL POSTS

524 529

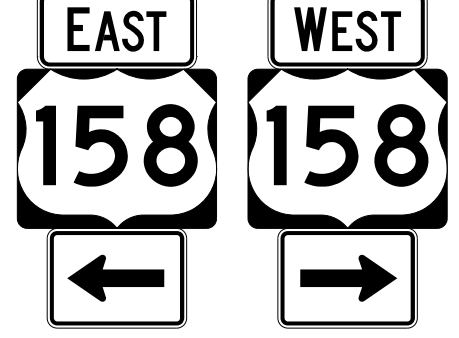


M2-1
21" X 15"

M1-5
24" X 24"

ONE "U" CHANNEL POST PER SIGN

525



M3-2
24" X 12"

M1-4
30" X 24"

M6-1
21" X 15"

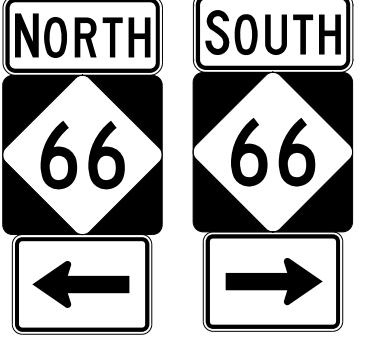
M3-2
24" X 12"

M1-4
30" X 24"

M6-1
21" X 15"

TWO "U" CHANNEL POSTS

526



M3-1
24" X 12"

M1-5
24" X 24"

M6-1
21" X 15"

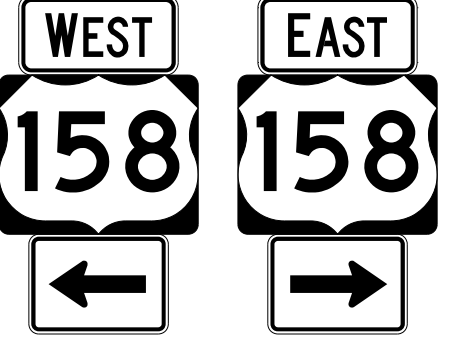
M3-3
24" X 12"

M1-5
24" X 24"

M6-1
21" X 15"

TWO "U" CHANNEL POSTS

527



M3-2
24" X 12"

M1-4
30" X 24"

M6-1
21" X 15"

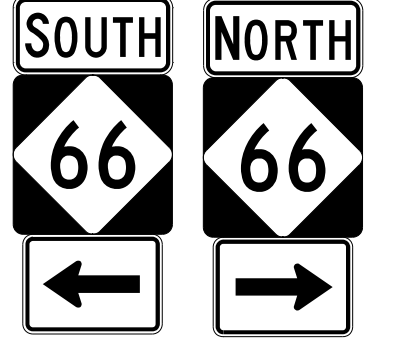
M3-2
24" X 12"

M1-4
30" X 24"

M6-1
21" X 15"

TWO "U" CHANNEL POSTS

528



M3-3
24" X 12"

M1-5
24" X 24"

M6-1
21" X 15"

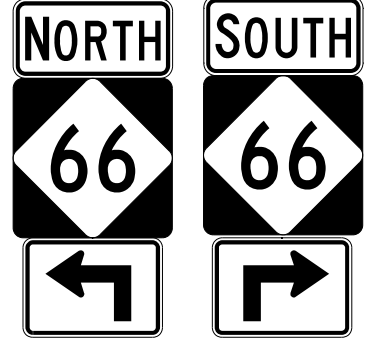
M3-1
24" X 12"

M1-5
24" X 24"

M6-1
21" X 15"

TWO "U" CHANNEL POSTS

534



M3-1
24" X 12"

M1-5
24" X 24"

M5-1L
21" X 15"


M3-3
24" X 12"

M1-5
24" X 24"

M5-1R
21" X 15"

TWO "U" CHANNEL POSTS

536




M3-1
24" X 12"

M1-5
24" X 24"

ONE "U" CHANNEL POST

537




M3-3
24" X 12"

M1-5
24" X 24"

ONE "U" CHANNEL POST

539 540




M2-1
21" X 15"

M1-5
24" X 24"

ONE "U" CHANNEL POST PER SIGN

541



M3-3
24" X 12"

M1-5
24" X 24"

M5-1L
21" X 15"

M3-1
24" X 12"

M1-5
24" X 24"


M5-1R
21" X 15"

TWO "U" CHANNEL POSTS

TYPE "E" & "F" SIGNS

RK&K
 P: (919) 878-9560
 8601 Six Forks Road, Forum 1, Suite 700
 Raleigh, North Carolina 27615-3960
 NC License No. F-0112
 Engineers | Construction Managers | Planners | Scientists
 www.rkk.com
 Responsive People | Creative Solutions

APPROVED: *David T. Sears*
009183F28E5741E
 DATE: 3/6/2024



DOCUMENT NOT CONSIDERED FINAL UNLESS ALL SIGNATURES COMPLETED

SIGN NUMBER: 1 **BACKG COLOR:** Green
TYPE: A **COPY COLOR:** White
QUANTITY: 1

SYMBOL	X	Y	WID	HT
M1_4	50.6	7.7	4.5	3.6
ARROW	1.7	15	3.2	2.2
ARROW	161	15	3.2	2.2

SIGN WIDTH: 17'-6"
HEIGHT: 10'-6"
TOTAL AREA: 183.8 Sq.Ft.

BORDER TYPE: FLUSH
RECESS: 0"
WIDTH: 2"
RADII: 12"

NO. Z BARS: 3
LENGTH: 202.0

MAT'L: 0.125" (3.2 mm) ALUMINUM

DESIGN BY: A. TUTT **CHECKED BY:** D. SEARS **Aug 11, 2023**
PROJECT ID: R-2577A **LOCATION:** -L- STA. 158+28 **DIV:** 9

Spacing Factor is 1 unless specified otherwise

LETTER POSITIONS

Letter spacings are to start of next letter

Series/Size	Text Length
E 2000	48.8
EM 2000	165.8

FILENAME: R-2577A_SGN_Designs NORTH CAROLINA D.O.T. SIGN DETAIL

SIGN NUMR: SEE PLANS **BACKG. COLOR:** White
TYPE: F Ground **COPY COLOR:** Black
QUANTITY: 12

SIGN WIDTH: 1'-9"
HEIGHT: 1'-9"
TOTAL AREA: 3.1 Sq.Ft.

MAT'L: 0.063" ALUMINUM

BORDER TYPE: RECESSED
RECESS: 0.38"
WIDTH: 0.83"
RADII: 1.5"

NO. Z BARS: 3
LENGTH: 120.0

DESIGN BY: A. TUTT **CHECKED BY:** D. SEARS **Aug 11, 2023**
PROJECT ID: R-2577A **LOCATION:** -L- STA. 254+00 **DIV:** 9

Spacing Factor is 1 unless specified otherwise

LETTER POSITIONS

Letter spacings are to start of next letter

Series/Size	Text Length
E 2000	48.8
EM 2000	165.8

FILENAME: GSENG NORTH CAROLINA D.O.T. SIGN DETAIL

SIGN NUMBER: 301 **BACKG COLOR:** Green
TYPE: D **COPY COLOR:** White
QUANTITY: 1

SYMBOL	X	Y	WID	HT
M1_4	50.6	7.7	4.5	3.6
ARROW	1.7	15	3.2	2.2
ARROW	161	15	3.2	2.2

SIGN WIDTH: 8'-6"
HEIGHT: 2'-0"
TOTAL AREA: 17.0 Sq.Ft.

BORDER TYPE: FLUSH
RECESS: 0"
WIDTH: 1"
RADII: 3"

NO. Z BARS: 3
LENGTH: 202.0

MAT'L: 0.125" (3.2 mm) ALUMINUM

DESIGN BY: A. TUTT **CHECKED BY:** D. SEARS **Aug 11, 2023**
PROJECT ID: R-2577A **LOCATION:** -L- STA. 240+45 **DIV:** 9

Spacing Factor is 1 unless specified otherwise

LETTER POSITIONS

Letter spacings are to start of next letter

Series/Size	Text Length
D 2000	68.6
D 2000	5.4

FILENAME: R-2577A_SGN_Designs NORTH CAROLINA D.O.T. SIGN DETAIL

SIGN NUMBER: 302 **BACKG COLOR:** Green
TYPE: D **COPY COLOR:** White
QUANTITY: 1

SYMBOL	X	Y	WID	HT
M1_4	50.6	7.7	4.5	3.6
ARROW	1.7	15	3.2	2.2
ARROW	161	15	3.2	2.2

SIGN WIDTH: 7'-0"
HEIGHT: 2'-0"
TOTAL AREA: 14.0 Sq.Ft.

BORDER TYPE: FLUSH
RECESS: 0"
WIDTH: 1"
RADII: 3"

NO. Z BARS: 3
LENGTH: 202.0

MAT'L: 0.125" (3.2 mm) ALUMINUM

DESIGN BY: A. TUTT **CHECKED BY:** D. SEARS **Aug 11, 2023**
PROJECT ID: R-2577A **LOCATION:** -L- STA. 254+00 **DIV:** 9

Spacing Factor is 1 unless specified otherwise

LETTER POSITIONS

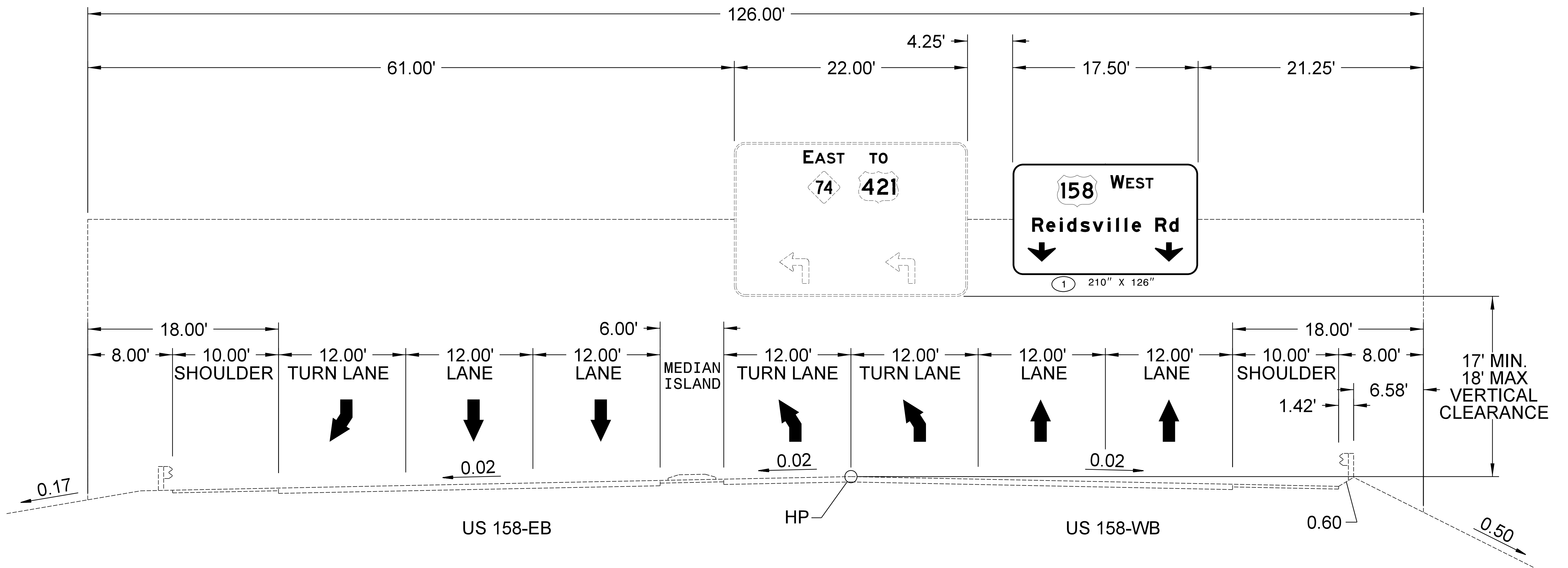
Letter spacings are to start of next letter

Series/Size	Text Length
D 2000	50.8
D 2000	9.4

FILENAME: R-2577A_SGN_Designs NORTH CAROLINA D.O.T. SIGN DETAIL

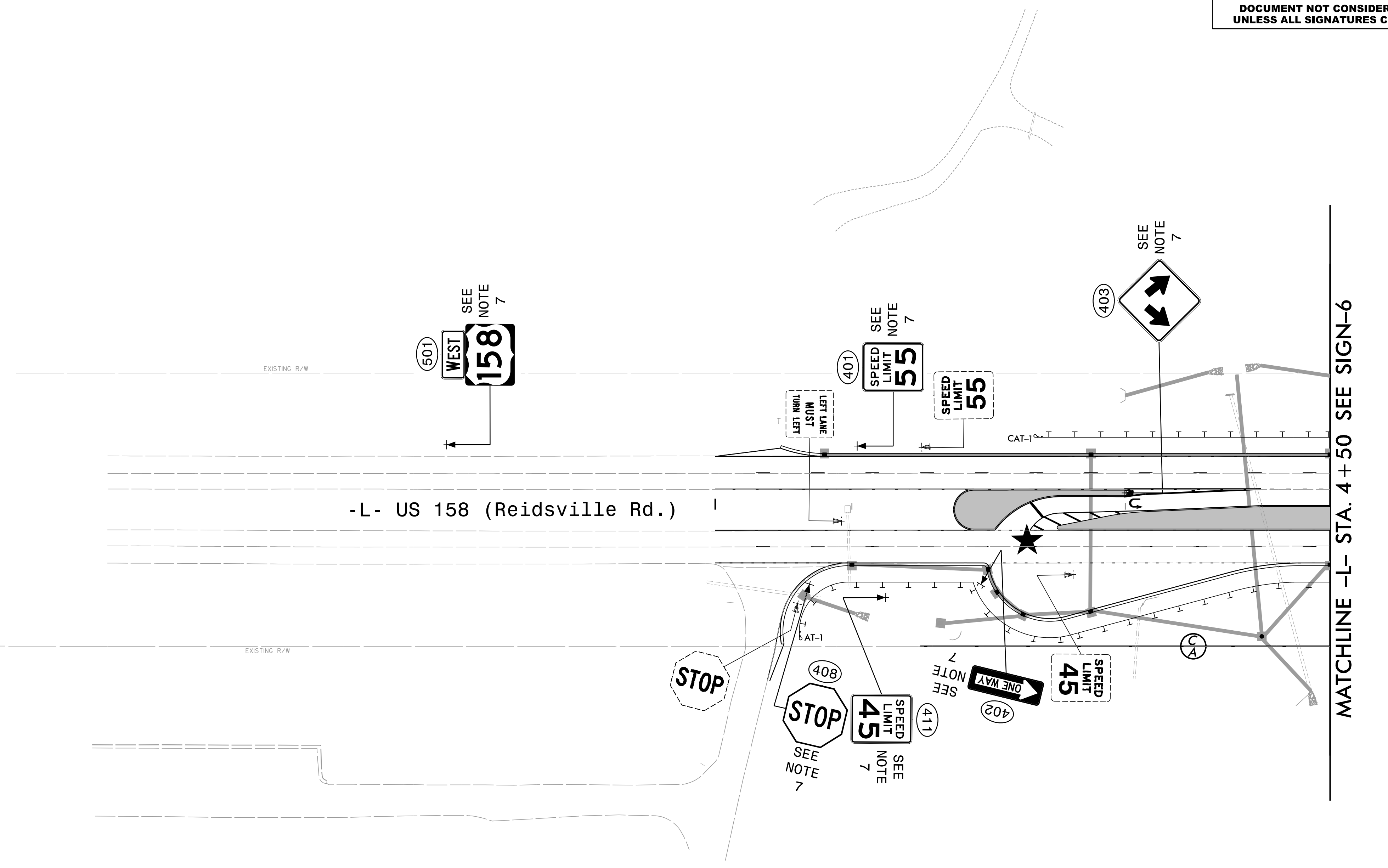
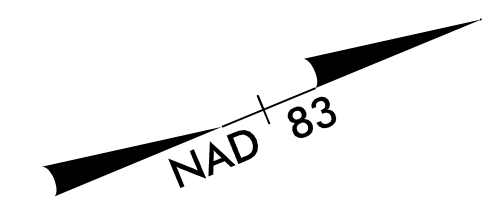
NOTES:

1. MOUNT SIGNS VERTICALLY CENTERED ON HORIZONTAL MEMBER OF STRUCTURE.
2. SIGN HANGERS AND ATTACHMENT HARDWARE SHALL BE PROVIDED AND INSTALLED ON THE ASSEMBLY TO ACCOMMODATE ALL SIGNS SHOWN IN THE PLANS.





**DOCUMENT NOT CONSIDERED FINAL
UNLESS ALL SIGNATURES COMPLETED**



PROJECT NOTES

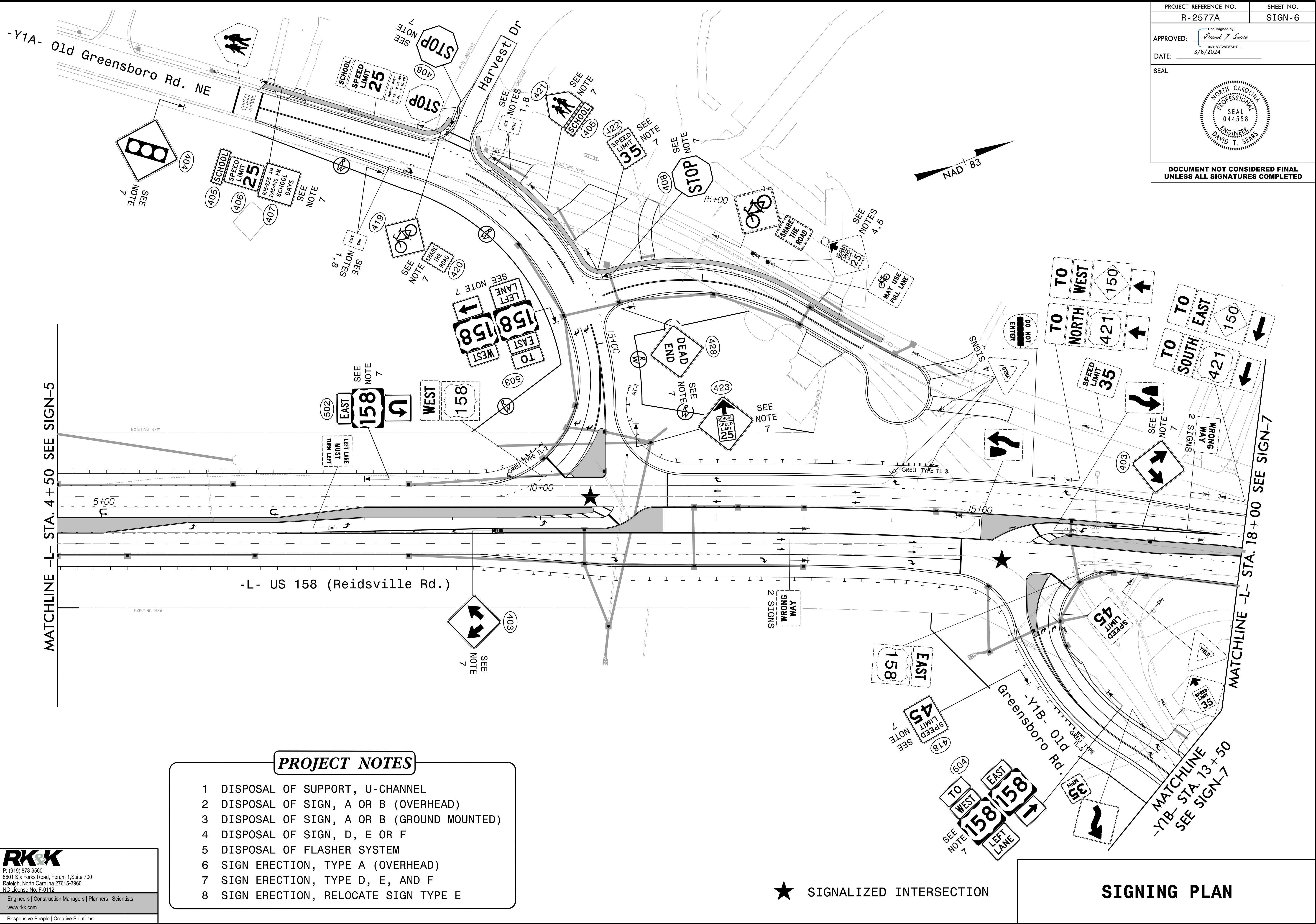
- 1 DISPOSAL OF SUPPORT, U-CHANNEL
- 2 DISPOSAL OF SIGN, A OR B (OVERHEAD)
- 3 DISPOSAL OF SIGN, A OR B (GROUND MOUNTED)
- 4 DISPOSAL OF SIGN, D, E OR F
- 5 DISPOSAL OF FLASHER SYSTEM
- 6 SIGN ERECTION, TYPE A (OVERHEAD)
- 7 SIGN ERECTION, TYPE D, E, AND F
- 8 SIGN ERECTION, RELOCATE SIGN TYPE E

★ SIGNALIZED INTERSECTION

SIGNING PLAN

RK&K
P: (919) 878-9560
8601 Six Forks Road, Forum 1, Suite 700
Raleigh, North Carolina 27615-3960
NC License No. F-0112
Engineers | Construction Managers | Planners | Scientists
www.rkk.com
Responsive People | Creative Solutions

SYSTEMS
DRAWN




PROJECT NOTES

- 1 DISPOSAL OF SUPPORT, U-CHANNEL
- 2 DISPOSAL OF SIGN, A OR B (OVERHEAD)
- 3 DISPOSAL OF SIGN, A OR B (GROUND MOUNTED)
- 4 DISPOSAL OF SIGN, D, E OR F
- 5 DISPOSAL OF FLASHER SYSTEM
- 6 SIGN ERECTION, TYPE A (OVERHEAD)
- 7 SIGN ERECTION, TYPE D, E, AND F
- 8 SIGN ERECTION, RELOCATE SIGN TYPE E

★ SIGNALIZED INTERSECTION

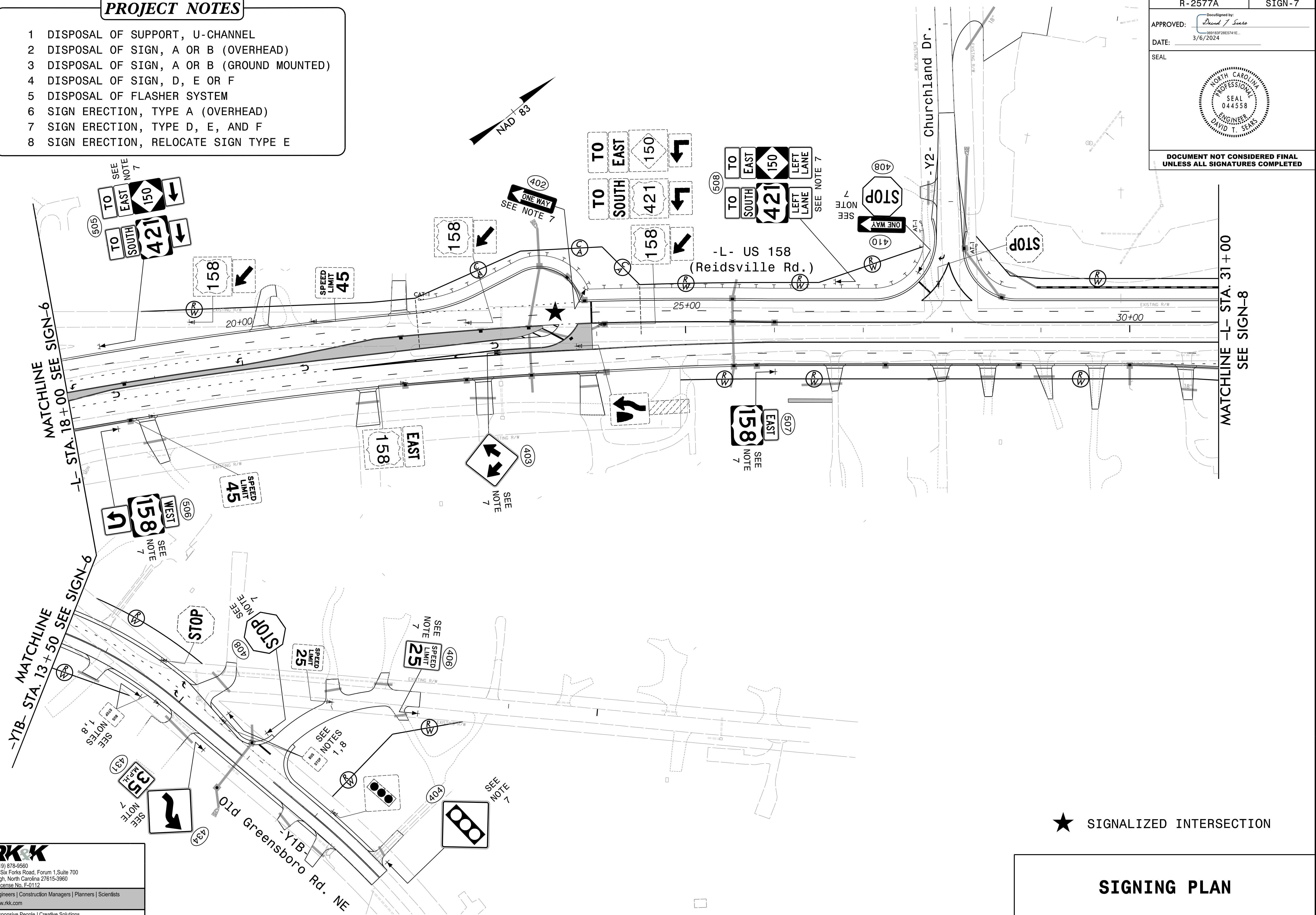
SIGNING PLAN



**DOCUMENT NOT CONSIDERED FINAL
UNLESS ALL SIGNATURES COMPLETED**


PROJECT NOTES

- 1 DISPOSAL OF SUPPORT, U-CHANNEL
- 2 DISPOSAL OF SIGN, A OR B (OVERHEAD)
- 3 DISPOSAL OF SIGN, A OR B (GROUND MOUNTED)
- 4 DISPOSAL OF SIGN, D, E OR F
- 5 DISPOSAL OF FLASHER SYSTEM
- 6 SIGN ERECTION, TYPE A (OVERHEAD)
- 7 SIGN ERECTION, TYPE D, E, AND F
- 8 SIGN ERECTION, RELOCATE SIGN TYPE E



★ SIGNALIZED INTERSECTION

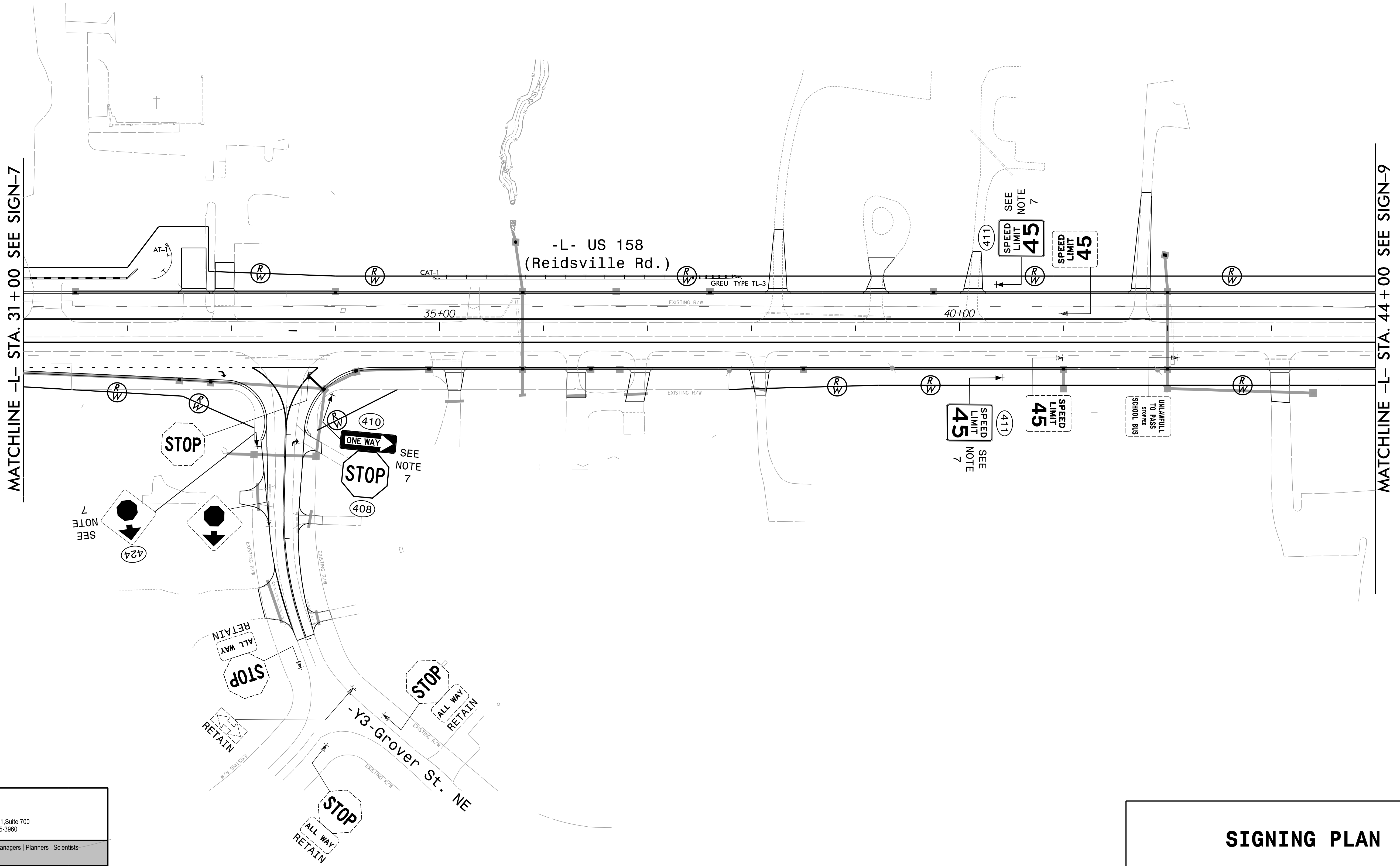
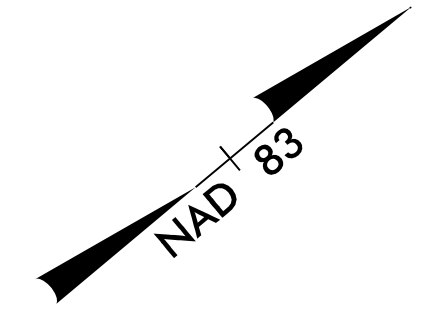
SIGNING PLAN

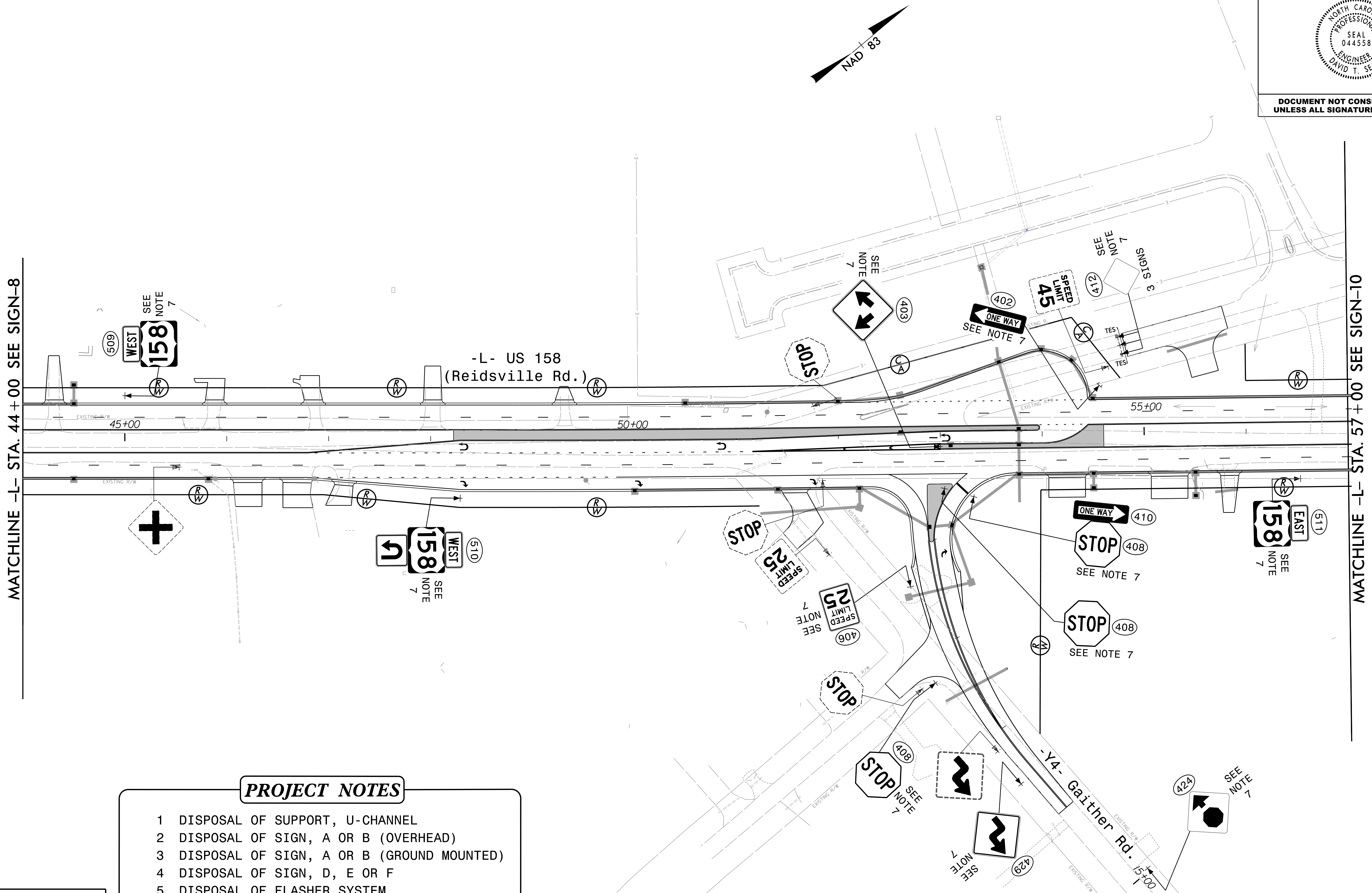


**DOCUMENT NOT CONSIDERED FINAL
 UNLESS ALL SIGNATURES COMPLETED**

PROJECT NOTES

- 1 DISPOSAL OF SUPPORT, U-CHANNEL
- 2 DISPOSAL OF SIGN, A OR B (OVERHEAD)
- 3 DISPOSAL OF SIGN, A OR B (GROUND MOUNTED)
- 4 DISPOSAL OF SIGN, D, E OR F
- 5 DISPOSAL OF FLASHER SYSTEM
- 6 SIGN ERECTION, TYPE A (OVERHEAD)
- 7 SIGN ERECTION, TYPE D, E, AND F
- 8 SIGN ERECTION, RELOCATE SIGN TYPE E

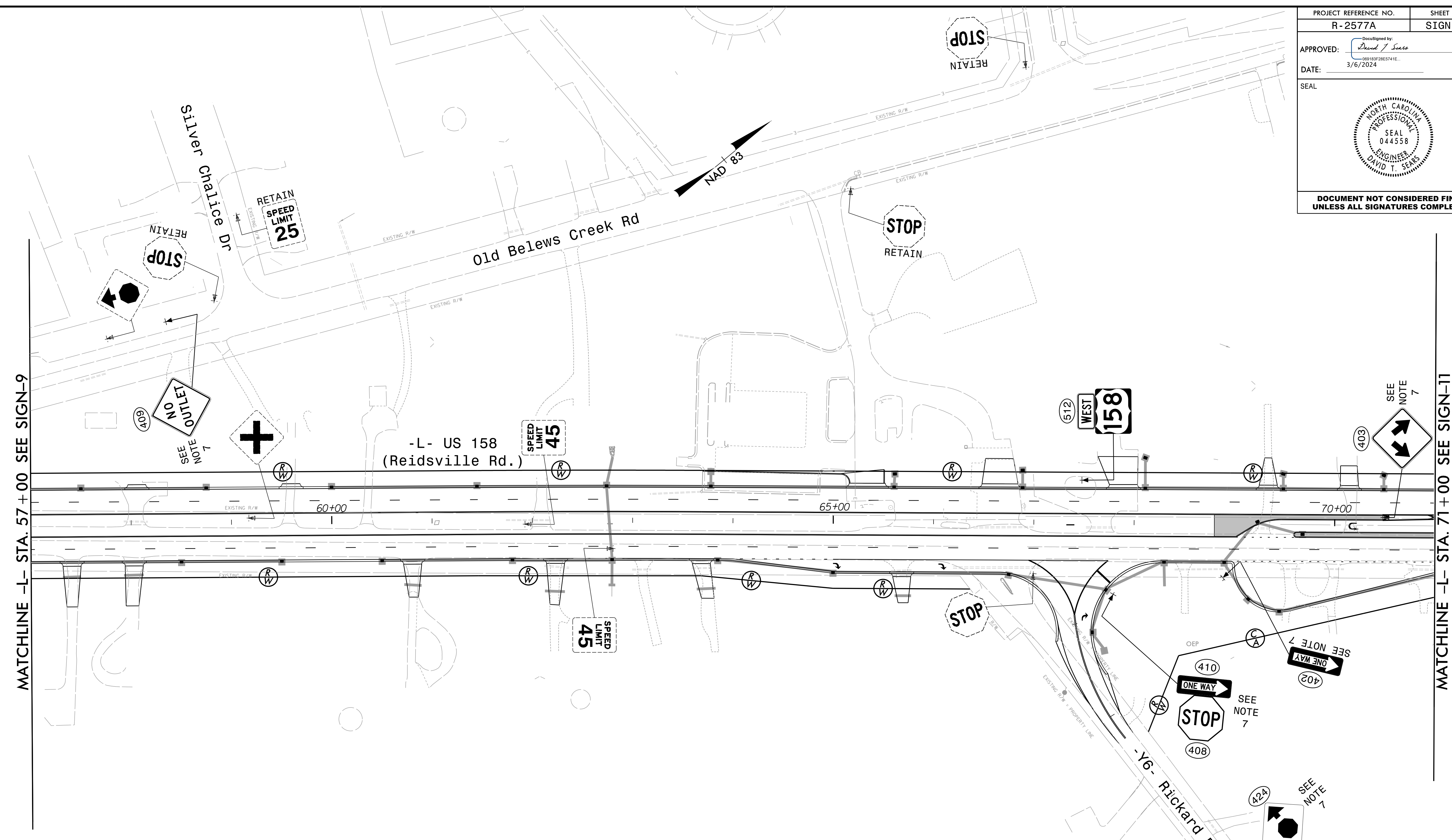




PROJECT NOTES

- 1 DISPOSAL OF SUPPORT, U-CHANNEL
- 2 DISPOSAL OF SIGN, A OR B (OVERHEAD)
- 3 DISPOSAL OF SIGN, A OR B (GROUND MOUNTED)
- 4 DISPOSAL OF SIGN, D, E OR F
- 5 DISPOSAL OF FLASHER SYSTEM
- 6 SIGN ERECTION, TYPE A (OVERHEAD)
- 7 SIGN ERECTION, TYPE D, E, AND F
- 8 SIGN ERECTION, RELOCATE SIGN TYPE E

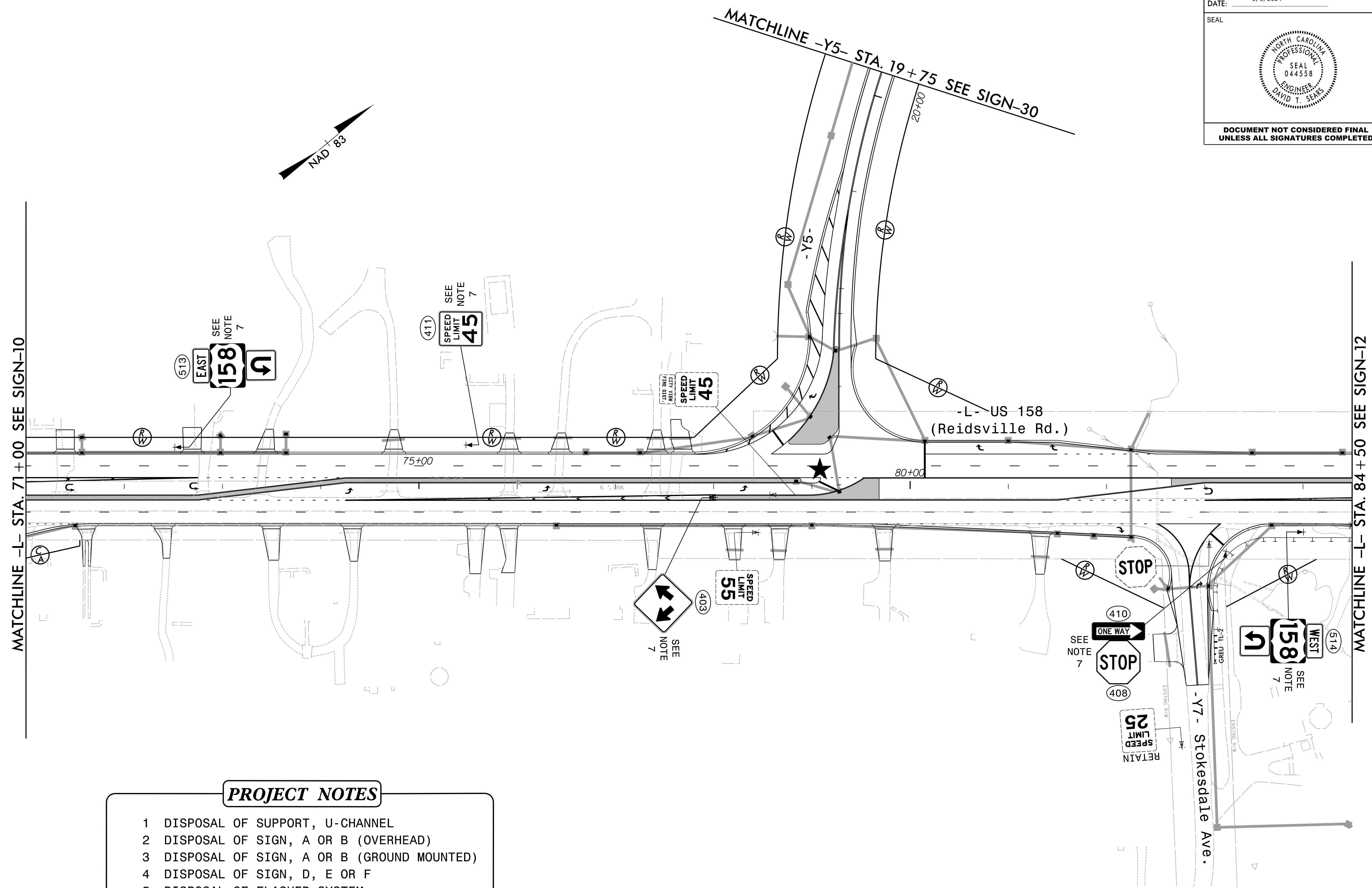
SIGNING PLAN



PROJECT NOTES

- 1 DISPOSAL OF SUPPORT, U-CHANNEL
- 2 DISPOSAL OF SIGN, A OR B (OVERHEAD)
- 3 DISPOSAL OF SIGN, A OR B (GROUND MOUNTED)
- 4 DISPOSAL OF SIGN, D, E OR F
- 5 DISPOSAL OF FLASHER SYSTEM
- 6 SIGN ERECTION, TYPE A (OVERHEAD)
- 7 SIGN ERECTION, TYPE D, E, AND F
- 8 SIGN ERECTION, RELOCATE SIGN TYPE E

SIGNING PLAN




PROJECT NOTES

- 1 DISPOSAL OF SUPPORT, U-CHANNEL
- 2 DISPOSAL OF SIGN, A OR B (OVERHEAD)
- 3 DISPOSAL OF SIGN, A OR B (GROUND MOUNTED)
- 4 DISPOSAL OF SIGN, D, E OR F
- 5 DISPOSAL OF FLASHER SYSTEM
- 6 SIGN ERECTION, TYPE A (OVERHEAD)
- 7 SIGN ERECTION, TYPE D, E, AND F
- 8 SIGN ERECTION, RELOCATE SIGN TYPE E

★ SIGNALIZED INTERSECTION

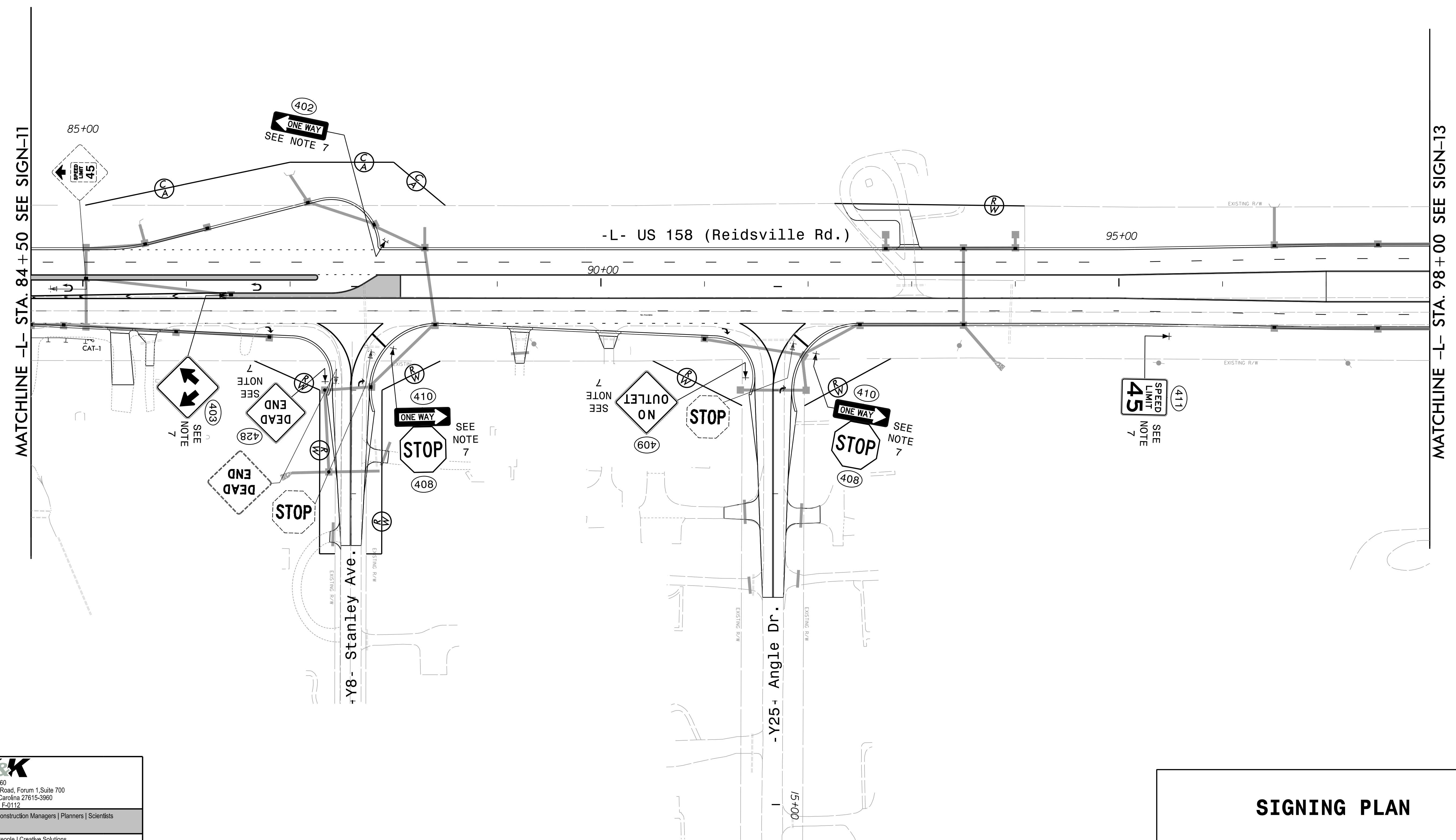
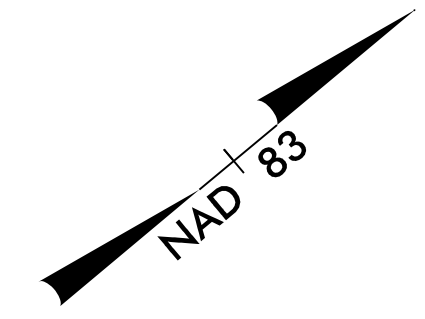
SIGNING PLAN

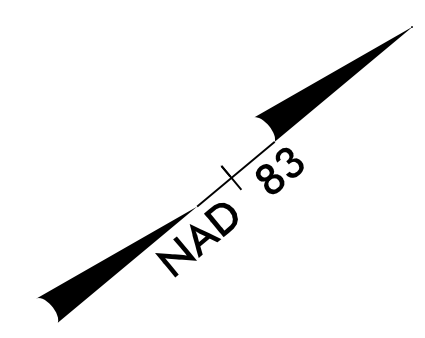
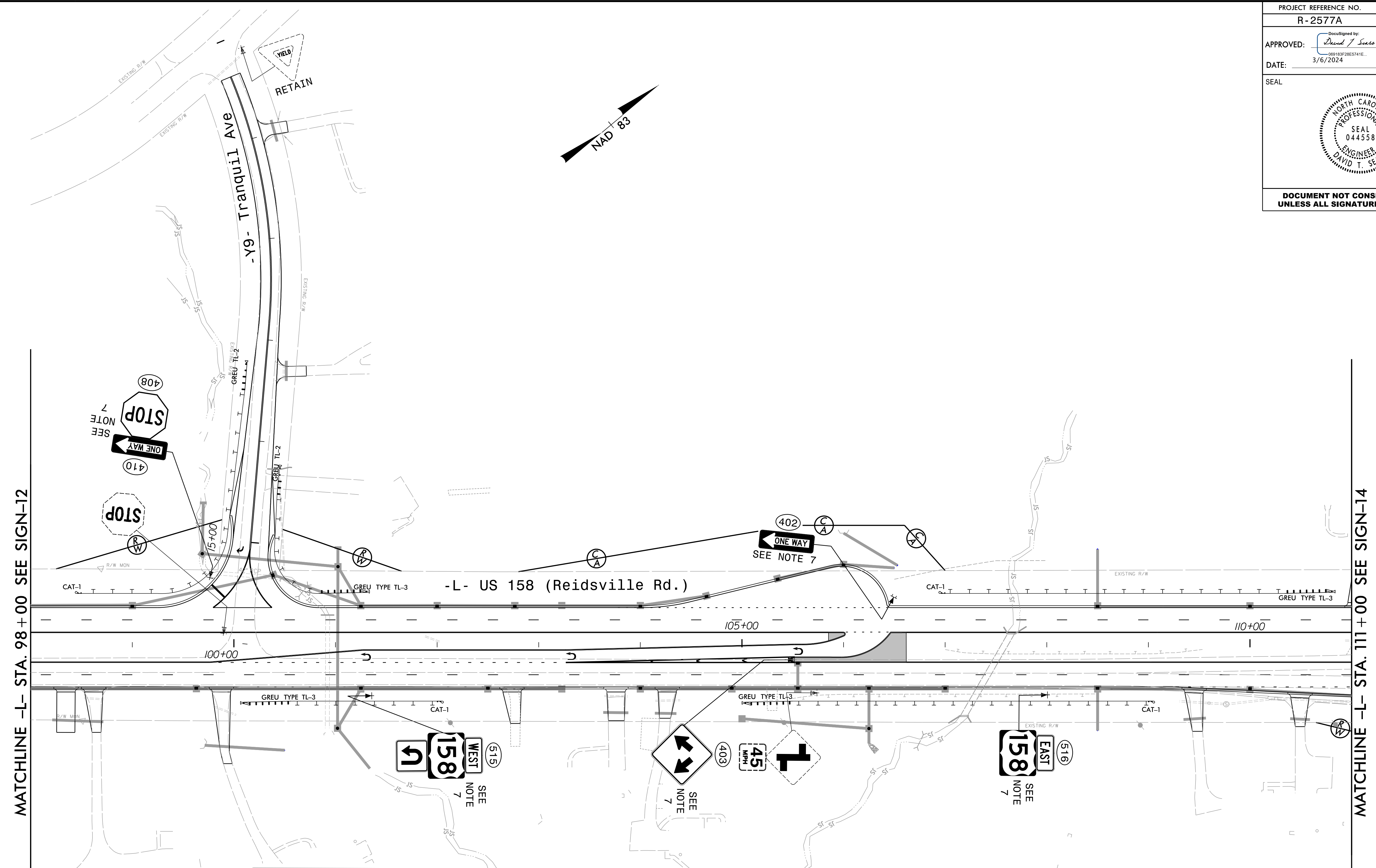


**DOCUMENT NOT CONSIDERED FINAL
UNLESS ALL SIGNATURES COMPLETED**

PROJECT NOTES

- 1 DISPOSAL OF SUPPORT, U-CHANNEL
- 2 DISPOSAL OF SIGN, A OR B (OVERHEAD)
- 3 DISPOSAL OF SIGN, A OR B (GROUND MOUNTED)
- 4 DISPOSAL OF SIGN, D, E OR F
- 5 DISPOSAL OF FLASHER SYSTEM
- 6 SIGN ERECTION, TYPE A (OVERHEAD)
- 7 SIGN ERECTION, TYPE D, E, AND F
- 8 SIGN ERECTION, RELOCATE SIGN TYPE E






PROJECT NOTES

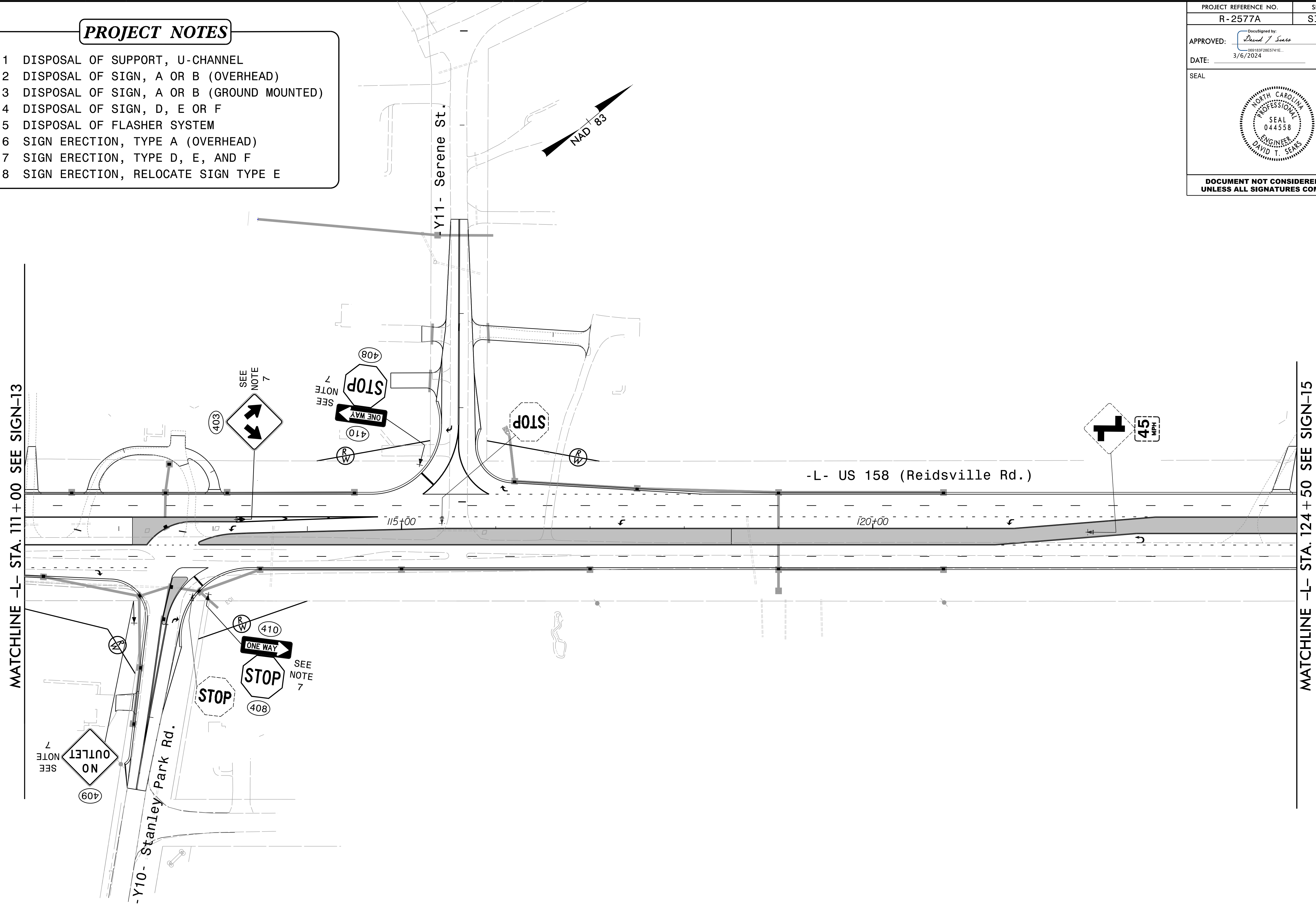
- 1 DISPOSAL OF SUPPORT, U-CHANNEL
- 2 DISPOSAL OF SIGN, A OR B (OVERHEAD)
- 3 DISPOSAL OF SIGN, A OR B (GROUND MOUNTED)
- 4 DISPOSAL OF SIGN, D, E OR F
- 5 DISPOSAL OF FLASHER SYSTEM
- 6 SIGN ERECTION, TYPE A (OVERHEAD)
- 7 SIGN ERECTION, TYPE D, E, AND F
- 8 SIGN ERECTION, RELOCATE SIGN TYPE E

SIGNING PLAN

PROJECT NOTES

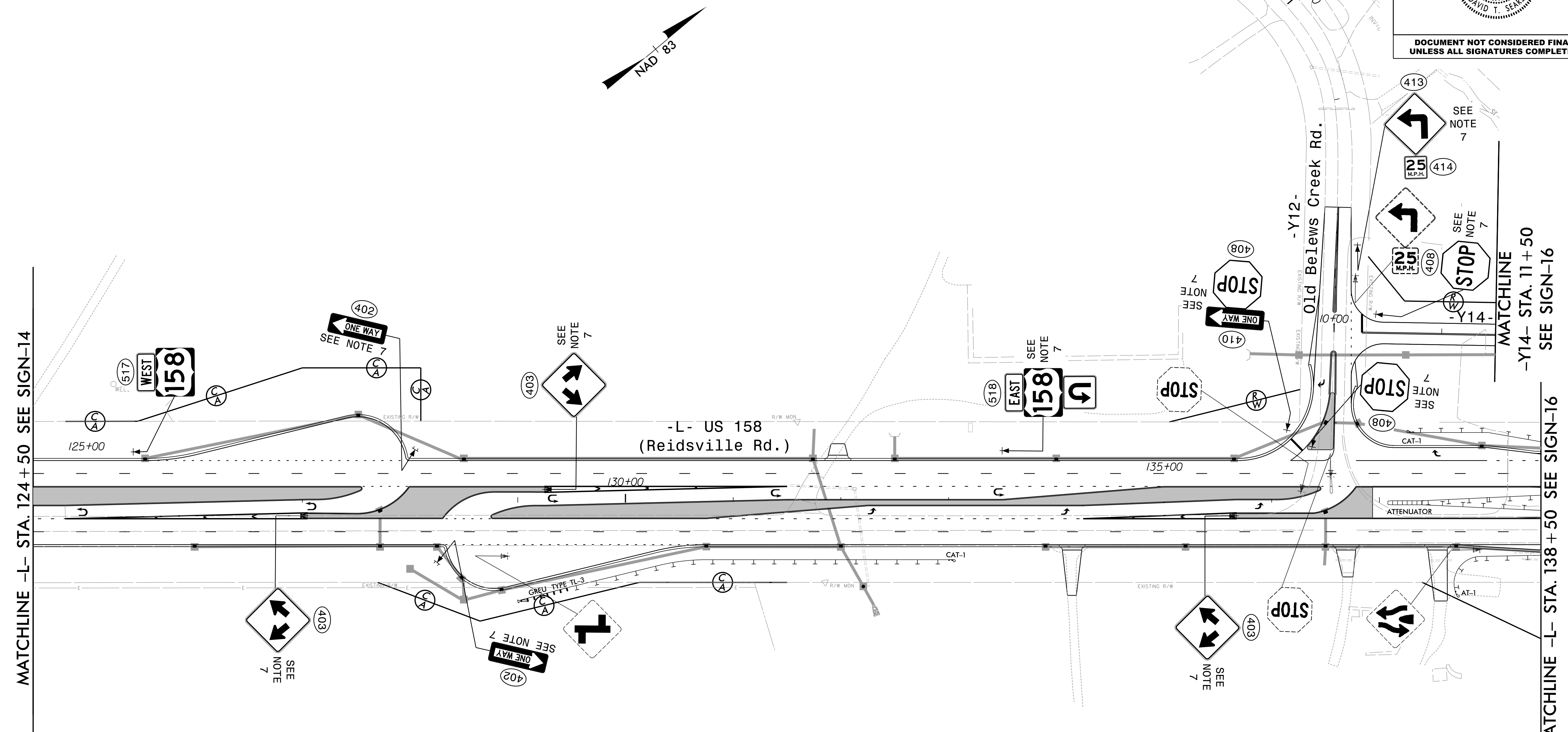
- 1 DISPOSAL OF SUPPORT, U-CHANNEL
- 2 DISPOSAL OF SIGN, A OR B (OVERHEAD)
- 3 DISPOSAL OF SIGN, A OR B (GROUND MOUNTED)
- 4 DISPOSAL OF SIGN, D, E OR F
- 5 DISPOSAL OF FLASHER SYSTEM
- 6 SIGN ERECTION, TYPE A (OVERHEAD)
- 7 SIGN ERECTION, TYPE D, E, AND F
- 8 SIGN ERECTION, RELOCATE SIGN TYPE E

PROJECT REFERENCE NO. R-2577A	SHEET NO. SIGN-14
APPROVED: <i>David T. Seals</i> 009183F28E5741E	
DATE: 3/6/2024	
SEAL	
	
<p>DOCUMENT NOT CONSIDERED FINAL UNLESS ALL SIGNATURES COMPLETED</p>	



RK&K
 P: (919) 878-9560
 8601 Six Forks Road, Forum 1, Suite 700
 Raleigh, North Carolina 27615-3960
 NC License No. F-0112
 Engineers | Construction Managers | Planners | Scientists
 www.rkk.com
 Responsive People | Creative Solutions

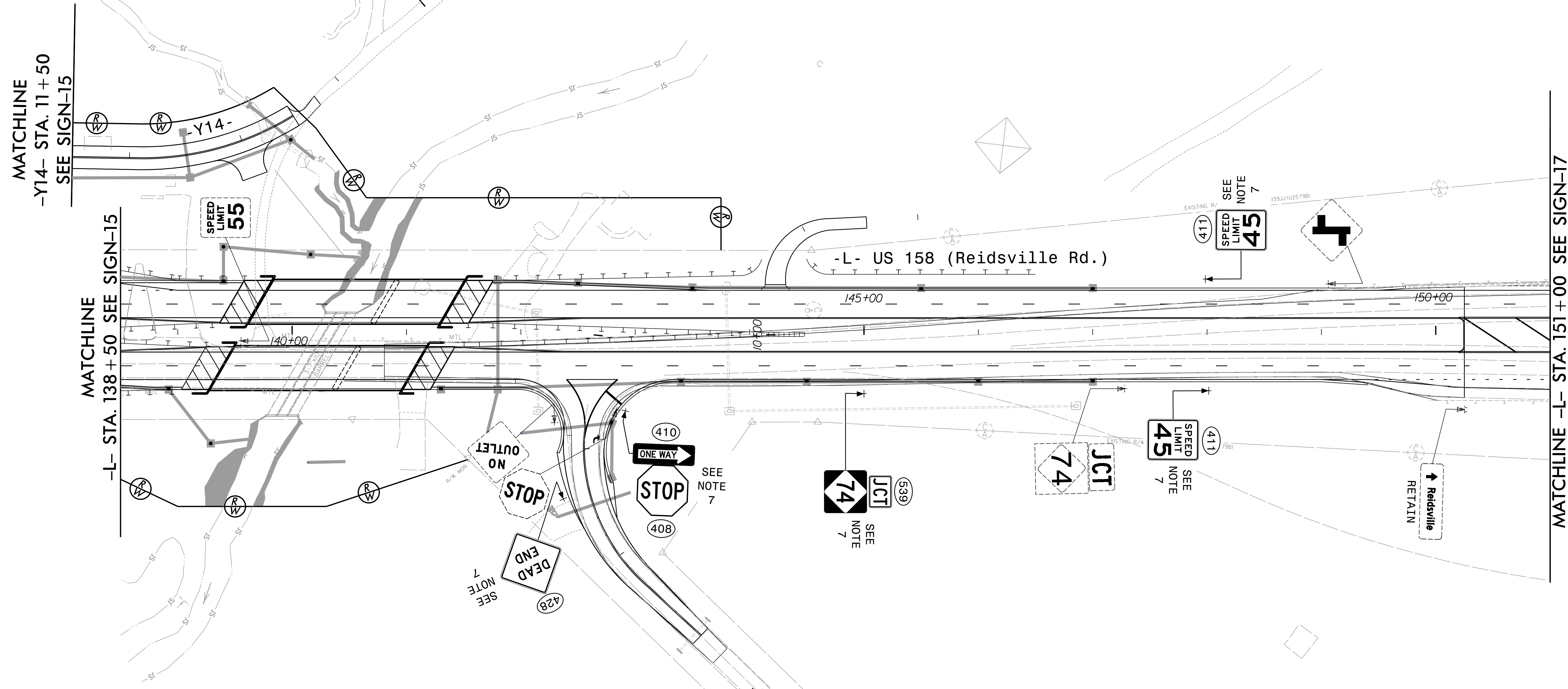
SIGNING PLAN



PROJECT NOTES

- 1 DISPOSAL OF SUPPORT, U-CHANNEL
- 2 DISPOSAL OF SIGN, A OR B (OVERHEAD)
- 3 DISPOSAL OF SIGN, A OR B (GROUND MOUNTED)
- 4 DISPOSAL OF SIGN, D, E OR F
- 5 DISPOSAL OF FLASHER SYSTEM
- 6 SIGN ERECTION, TYPE A (OVERHEAD)
- 7 SIGN ERECTION, TYPE D, E, AND F
- 8 SIGN ERECTION, RELOCATE SIGN TYPE E

SIGNING PLAN



PROJECT NOTES

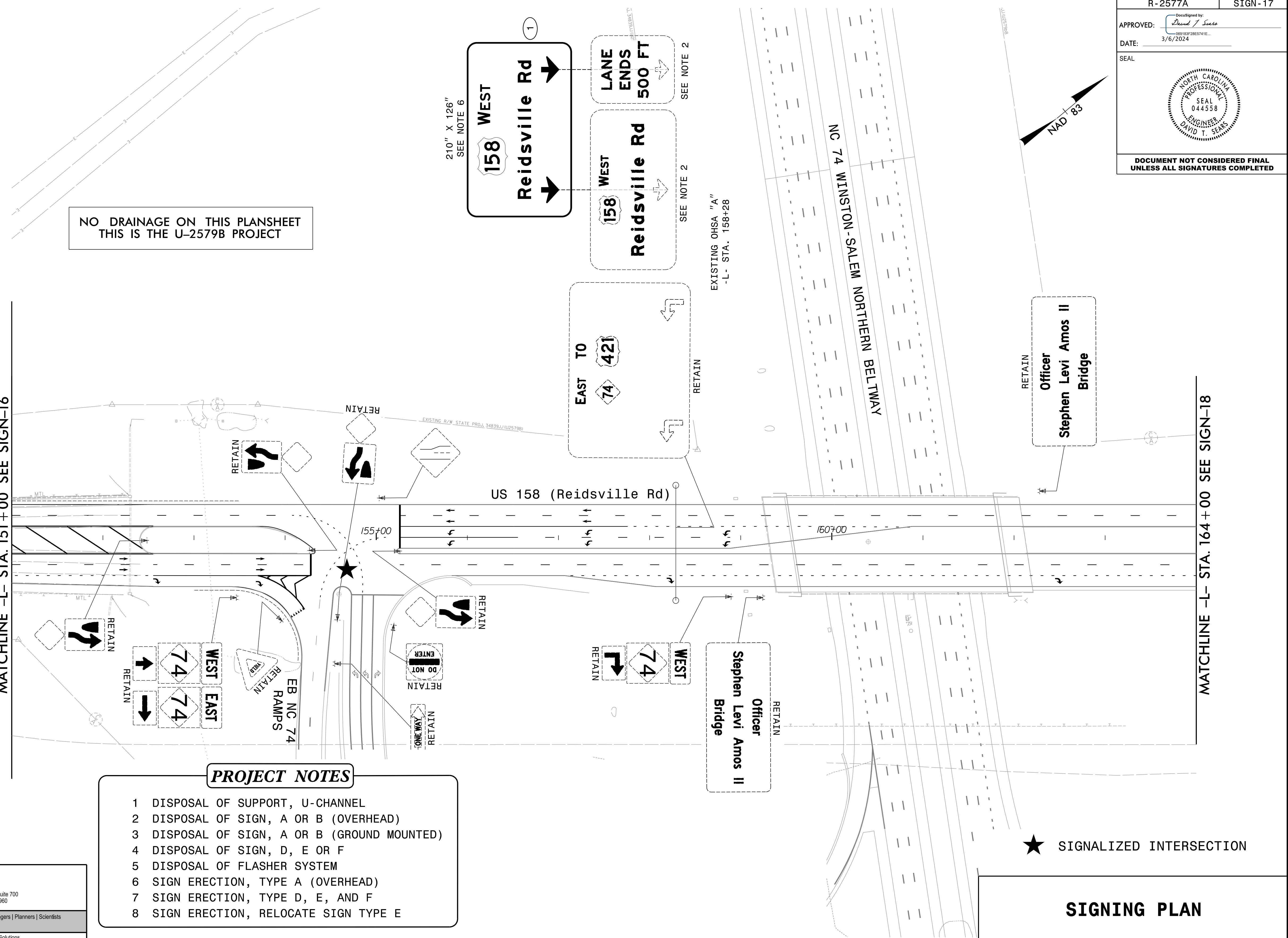
- 1 DISPOSAL OF SUPPORT, U-CHANNEL
- 2 DISPOSAL OF SIGN, A OR B (OVERHEAD)
- 3 DISPOSAL OF SIGN, A OR B (GROUND MOUNTED)
- 4 DISPOSAL OF SIGN, D, E OR F
- 5 DISPOSAL OF FLASHER SYSTEM
- 6 SIGN ERECTION, TYPE A (OVERHEAD)
- 7 SIGN ERECTION, TYPE D, E, AND F
- 8 SIGN ERECTION, RELOCATE SIGN TYPE E

SIGNING PLAN

NO DRAINAGE ON THIS PLANSHEET
THIS IS THE U-2579B PROJECT

MATCHLINE -L- STA. 151+00 SEE SIGN-16

MATCHLINE -L- STA. 164+00 SEE SIGN-18



PROJECT NOTES

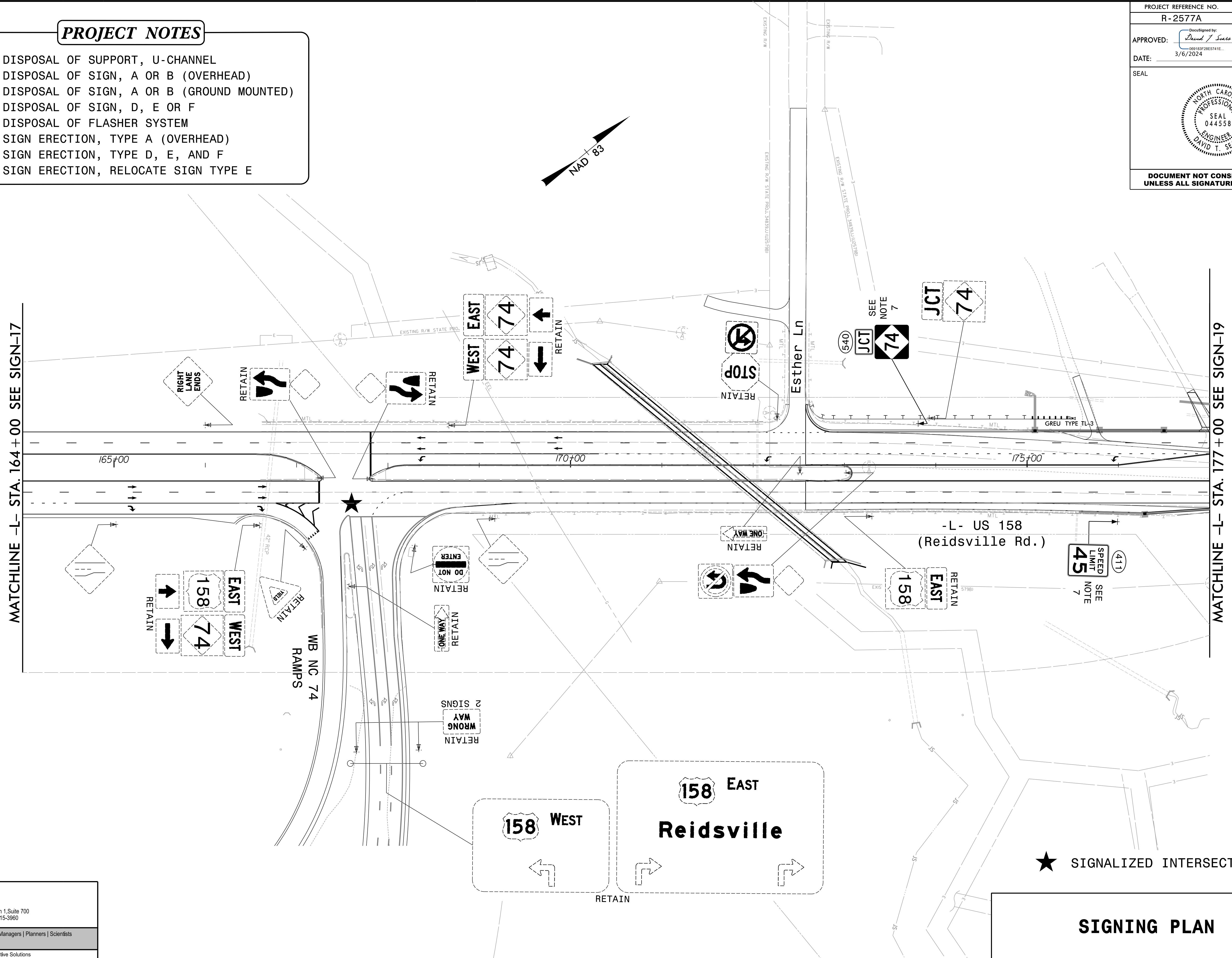
- 1 DISPOSAL OF SUPPORT, U-CHANNEL
- 2 DISPOSAL OF SIGN, A OR B (OVERHEAD)
- 3 DISPOSAL OF SIGN, A OR B (GROUND MOUNTED)
- 4 DISPOSAL OF SIGN, D, E OR F
- 5 DISPOSAL OF FLASHER SYSTEM
- 6 SIGN ERECTION, TYPE A (OVERHEAD)
- 7 SIGN ERECTION, TYPE D, E, AND F
- 8 SIGN ERECTION, RELOCATE SIGN TYPE E

★ SIGNALIZED INTERSECTION

SIGNING PLAN

PROJECT NOTES

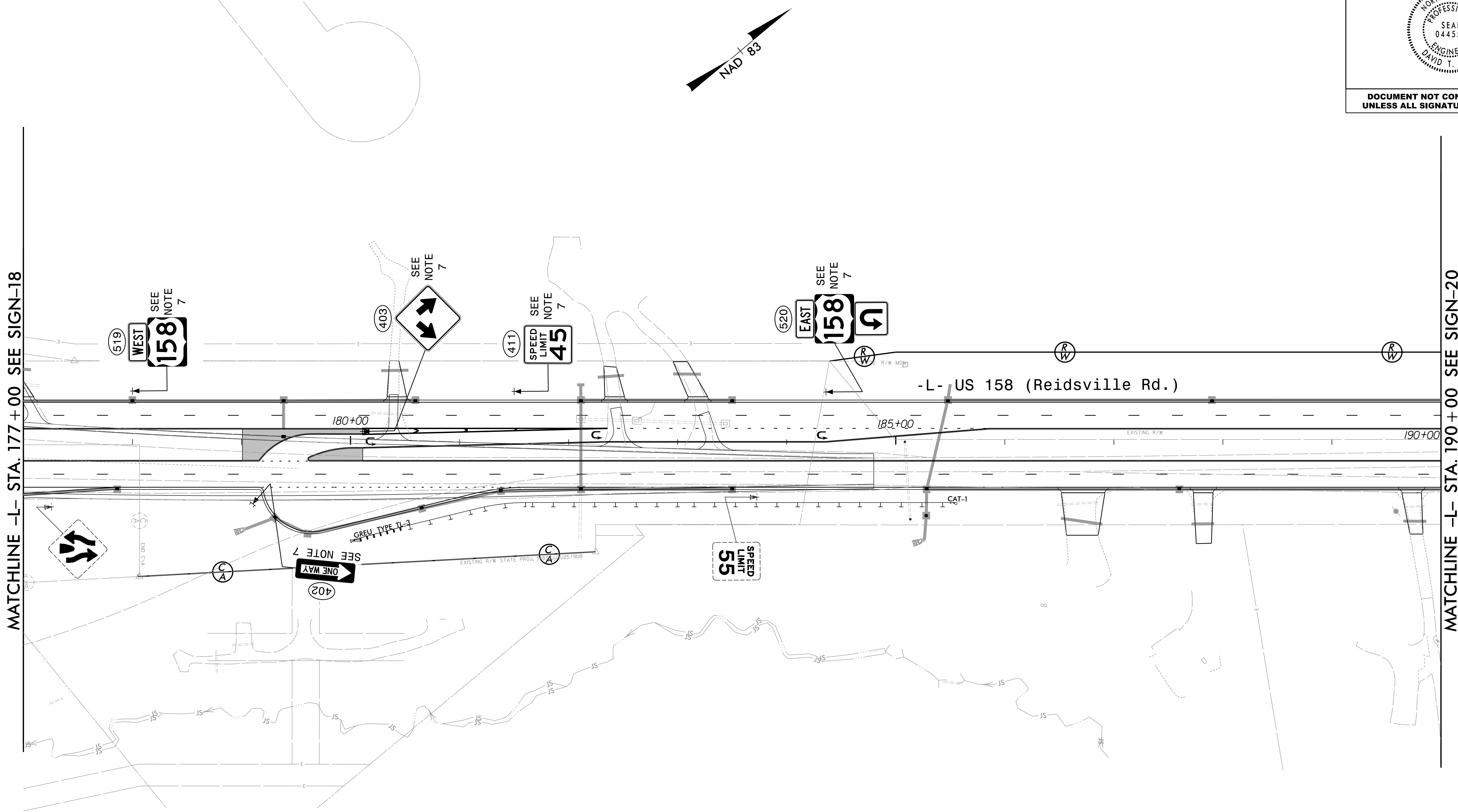
- 1 DISPOSAL OF SUPPORT, U-CHANNEL
- 2 DISPOSAL OF SIGN, A OR B (OVERHEAD)
- 3 DISPOSAL OF SIGN, A OR B (GROUND MOUNTED)
- 4 DISPOSAL OF SIGN, D, E OR F
- 5 DISPOSAL OF FLASHER SYSTEM
- 6 SIGN ERECTION, TYPE A (OVERHEAD)
- 7 SIGN ERECTION, TYPE D, E, AND F
- 8 SIGN ERECTION, RELOCATE SIGN TYPE E



★ SIGNALIZED INTERSECTION

SIGNING PLAN

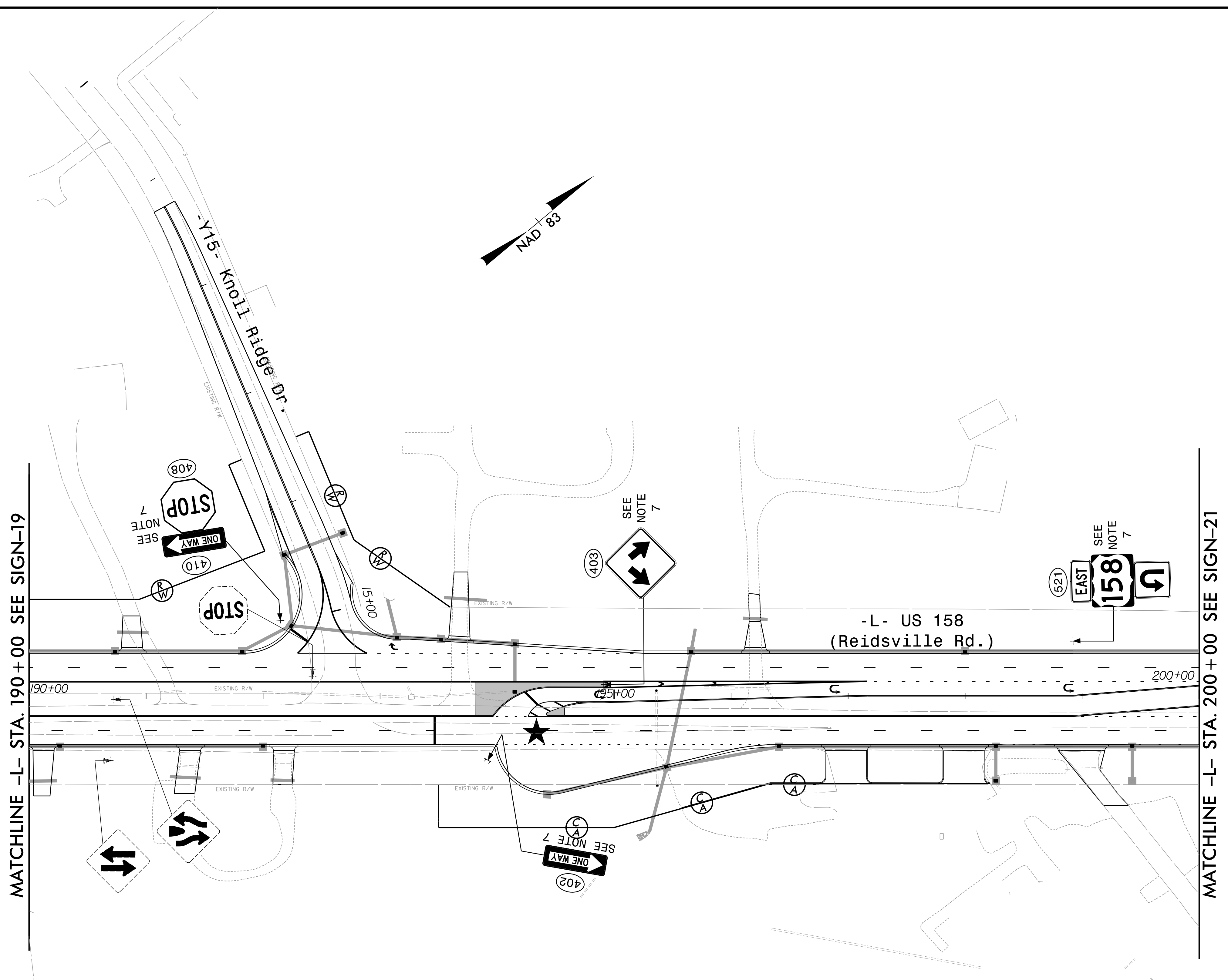
\$SYTIME\$
 \$DGN\$



PROJECT NOTES

- 1 DISPOSAL OF SUPPORT, U-CHANNEL
- 2 DISPOSAL OF SIGN, A OR B (OVERHEAD)
- 3 DISPOSAL OF SIGN, A OR B (GROUND MOUNTED)
- 4 DISPOSAL OF SIGN, D, E OR F
- 5 DISPOSAL OF FLASHER SYSTEM
- 6 SIGN ERECTION, TYPE A (OVERHEAD)
- 7 SIGN ERECTION, TYPE D, E, AND F
- 8 SIGN ERECTION, RELOCATE SIGN TYPE E

SIGNING PLAN




PROJECT NOTES

- 1 DISPOSAL OF SUPPORT, U-CHANNEL
- 2 DISPOSAL OF SIGN, A OR B (OVERHEAD)
- 3 DISPOSAL OF SIGN, A OR B (GROUND MOUNTED)
- 4 DISPOSAL OF SIGN, D, E OR F
- 5 DISPOSAL OF FLASHER SYSTEM
- 6 SIGN ERECTION, TYPE A (OVERHEAD)
- 7 SIGN ERECTION, TYPE D, E, AND F
- 8 SIGN ERECTION, RELOCATE SIGN TYPE E

★ SIGNALIZED INTERSECTION

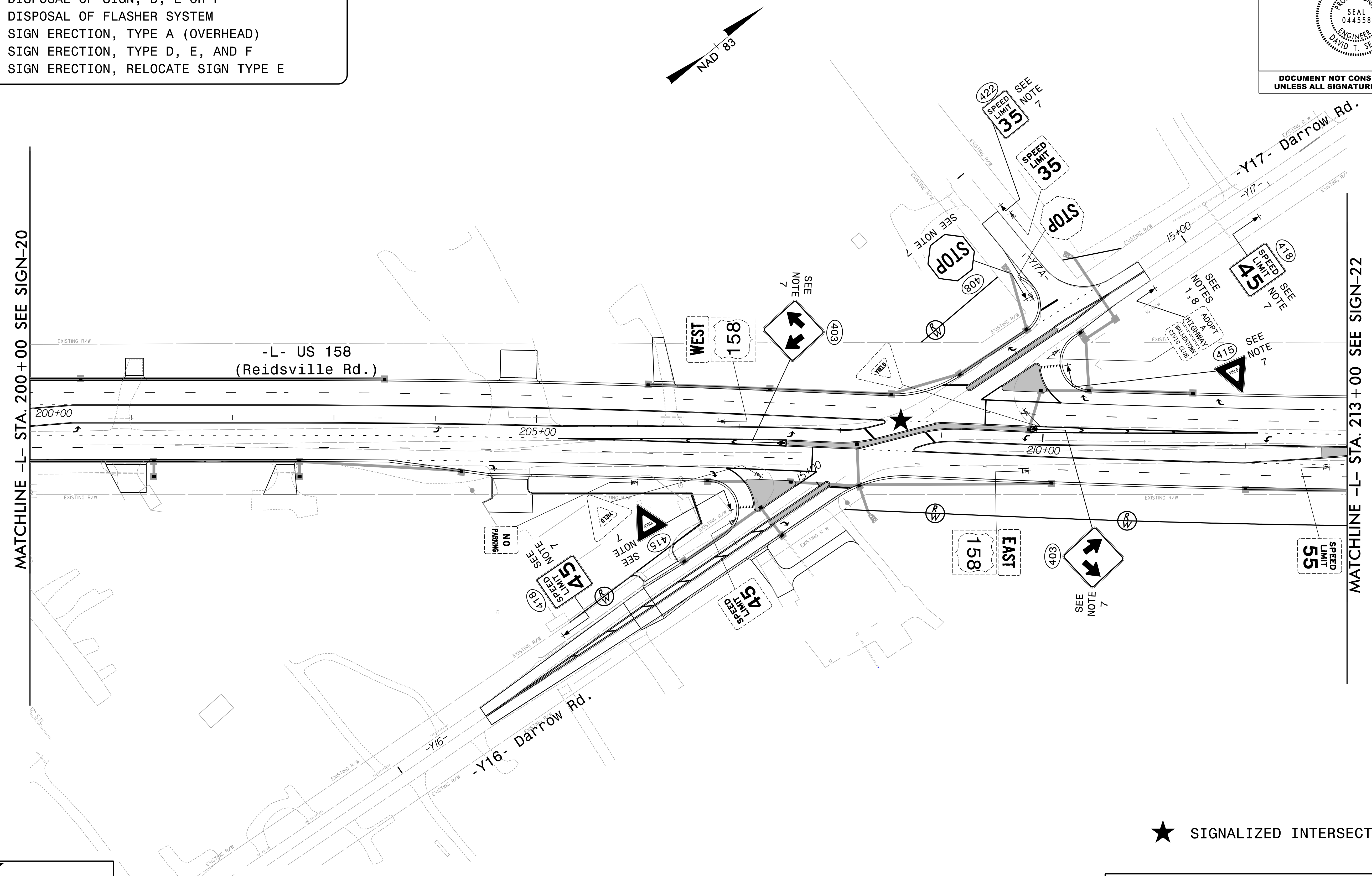
SIGNING PLAN



**DOCUMENT NOT CONSIDERED FINAL
UNLESS ALL SIGNATURES COMPLETED**

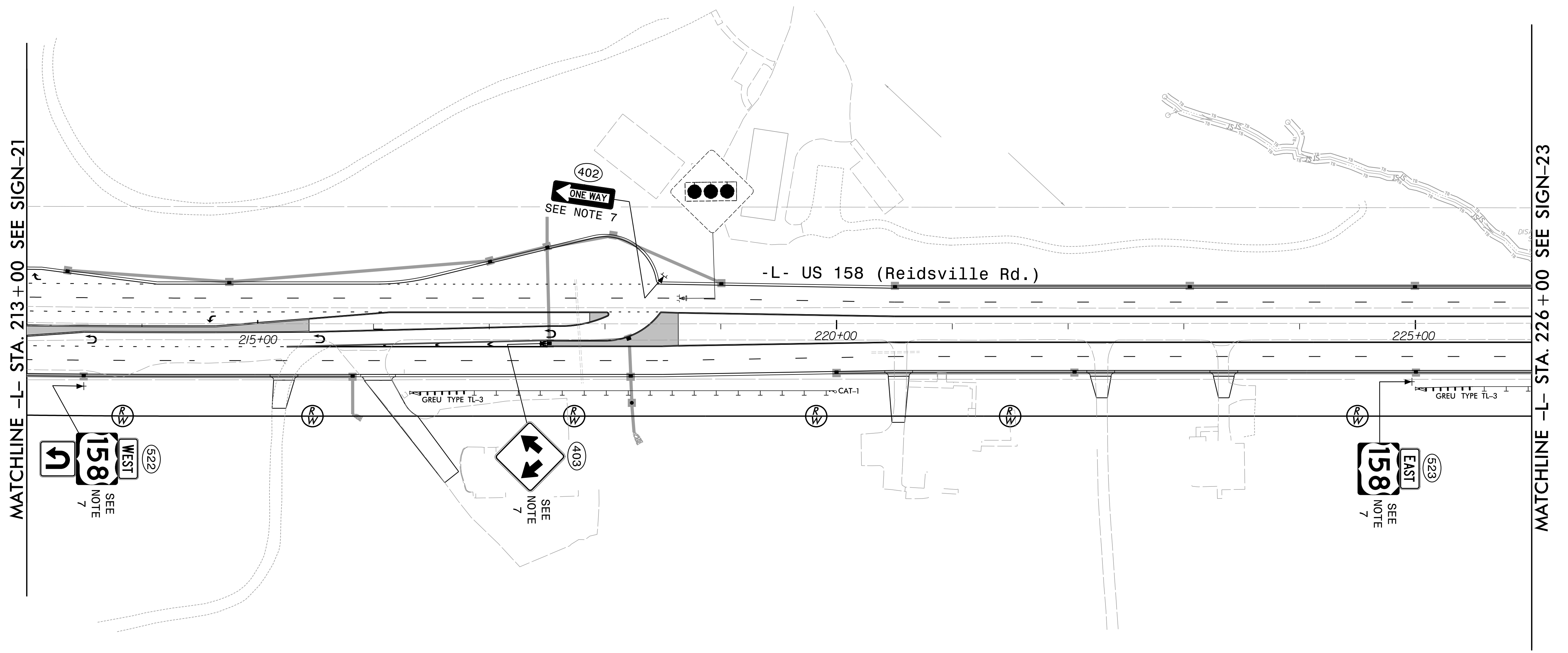
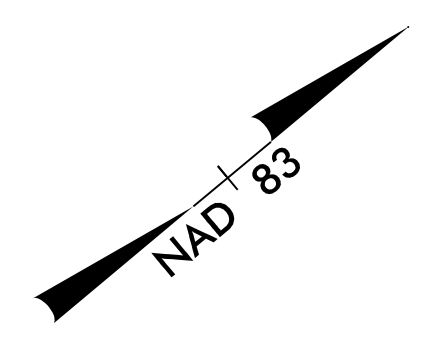
PROJECT NOTES

- 1 DISPOSAL OF SUPPORT, U-CHANNEL
- 2 DISPOSAL OF SIGN, A OR B (OVERHEAD)
- 3 DISPOSAL OF SIGN, A OR B (GROUND MOUNTED)
- 4 DISPOSAL OF SIGN, D, E OR F
- 5 DISPOSAL OF FLASHER SYSTEM
- 6 SIGN ERECTION, TYPE A (OVERHEAD)
- 7 SIGN ERECTION, TYPE D, E, AND F
- 8 SIGN ERECTION, RELOCATE SIGN TYPE E



★ SIGNALIZED INTERSECTION

SIGNING PLAN

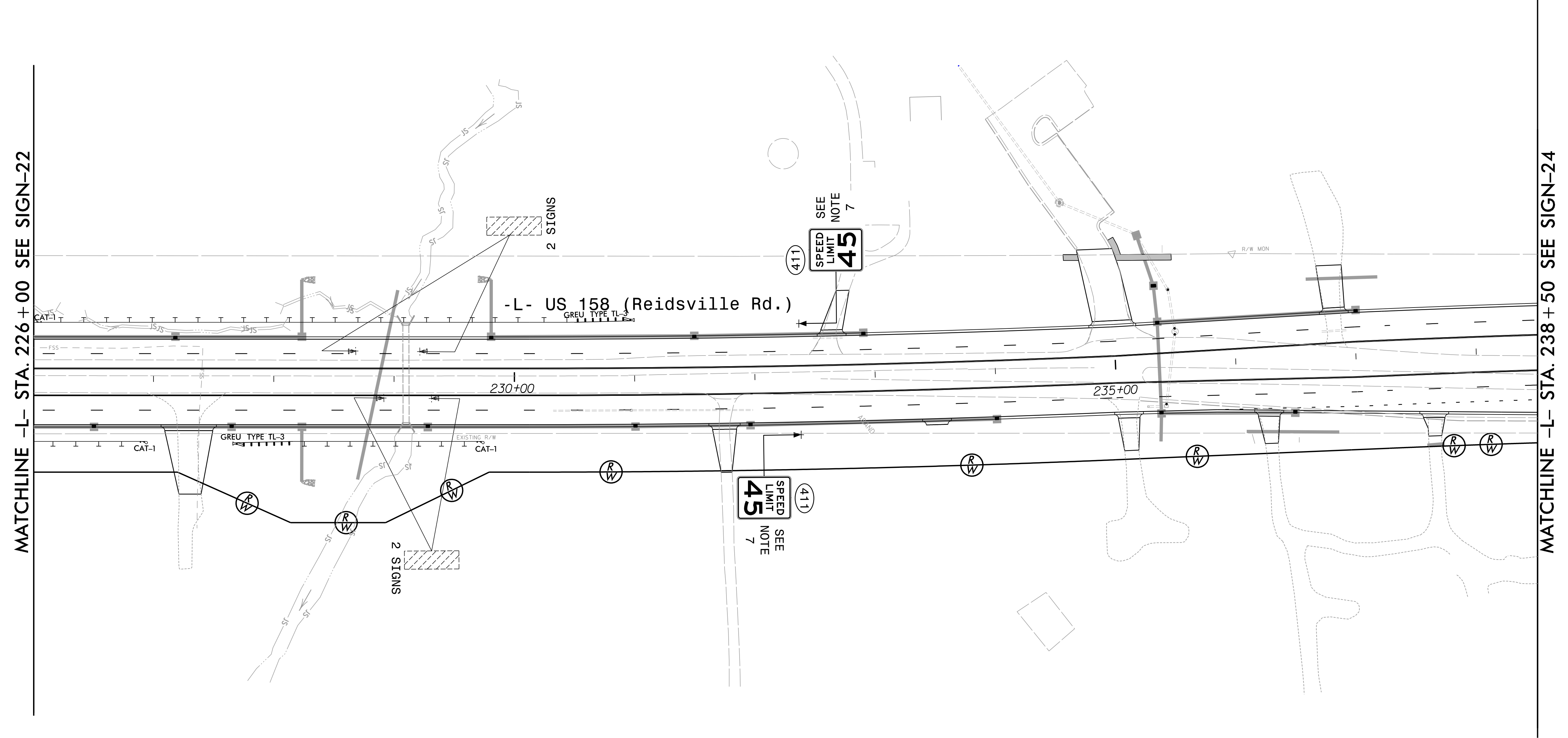



PROJECT NOTES

- 1 DISPOSAL OF SUPPORT, U-CHANNEL
- 2 DISPOSAL OF SIGN, A OR B (OVERHEAD)
- 3 DISPOSAL OF SIGN, A OR B (GROUND MOUNTED)
- 4 DISPOSAL OF SIGN, D, E OR F
- 5 DISPOSAL OF FLASHER SYSTEM
- 6 SIGN ERECTION, TYPE A (OVERHEAD)
- 7 SIGN ERECTION, TYPE D, E, AND F
- 8 SIGN ERECTION, RELOCATE SIGN TYPE E

SIGNING PLAN

#SYSTEMS
 #DGN#



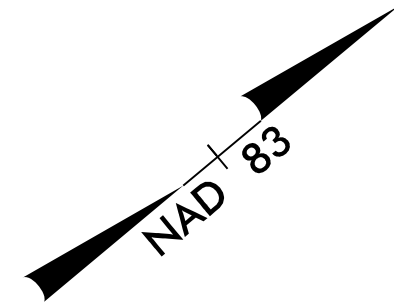
PROJECT NOTES

- 1 DISPOSAL OF SUPPORT, U-CHANNEL
- 2 DISPOSAL OF SIGN, A OR B (OVERHEAD)
- 3 DISPOSAL OF SIGN, A OR B (GROUND MOUNTED)
- 4 DISPOSAL OF SIGN, D, E OR F
- 5 DISPOSAL OF FLASHER SYSTEM
- 6 SIGN ERECTION, TYPE A (OVERHEAD)
- 7 SIGN ERECTION, TYPE D, E, AND F
- 8 SIGN ERECTION, RELOCATE SIGN TYPE E

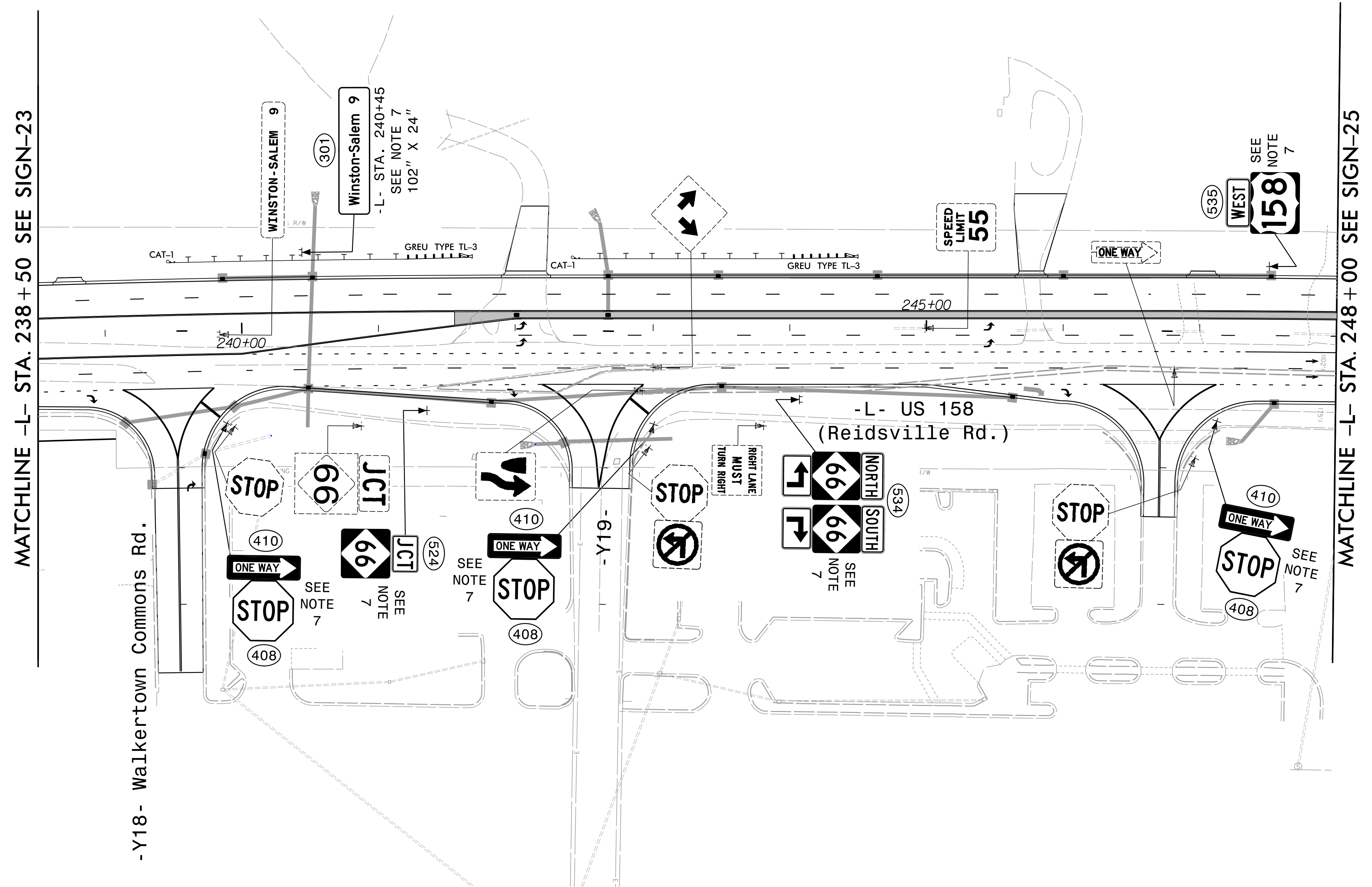
SIGNING PLAN

PROJECT NOTES

- 1 DISPOSAL OF SUPPORT, U-CHANNEL
- 2 DISPOSAL OF SIGN, A OR B (OVERHEAD)
- 3 DISPOSAL OF SIGN, A OR B (GROUND MOUNTED)
- 4 DISPOSAL OF SIGN, D, E OR F
- 5 DISPOSAL OF FLASHER SYSTEM
- 6 SIGN ERECTION, TYPE A (OVERHEAD)
- 7 SIGN ERECTION, TYPE D, E, AND F
- 8 SIGN ERECTION, RELOCATE SIGN TYPE E

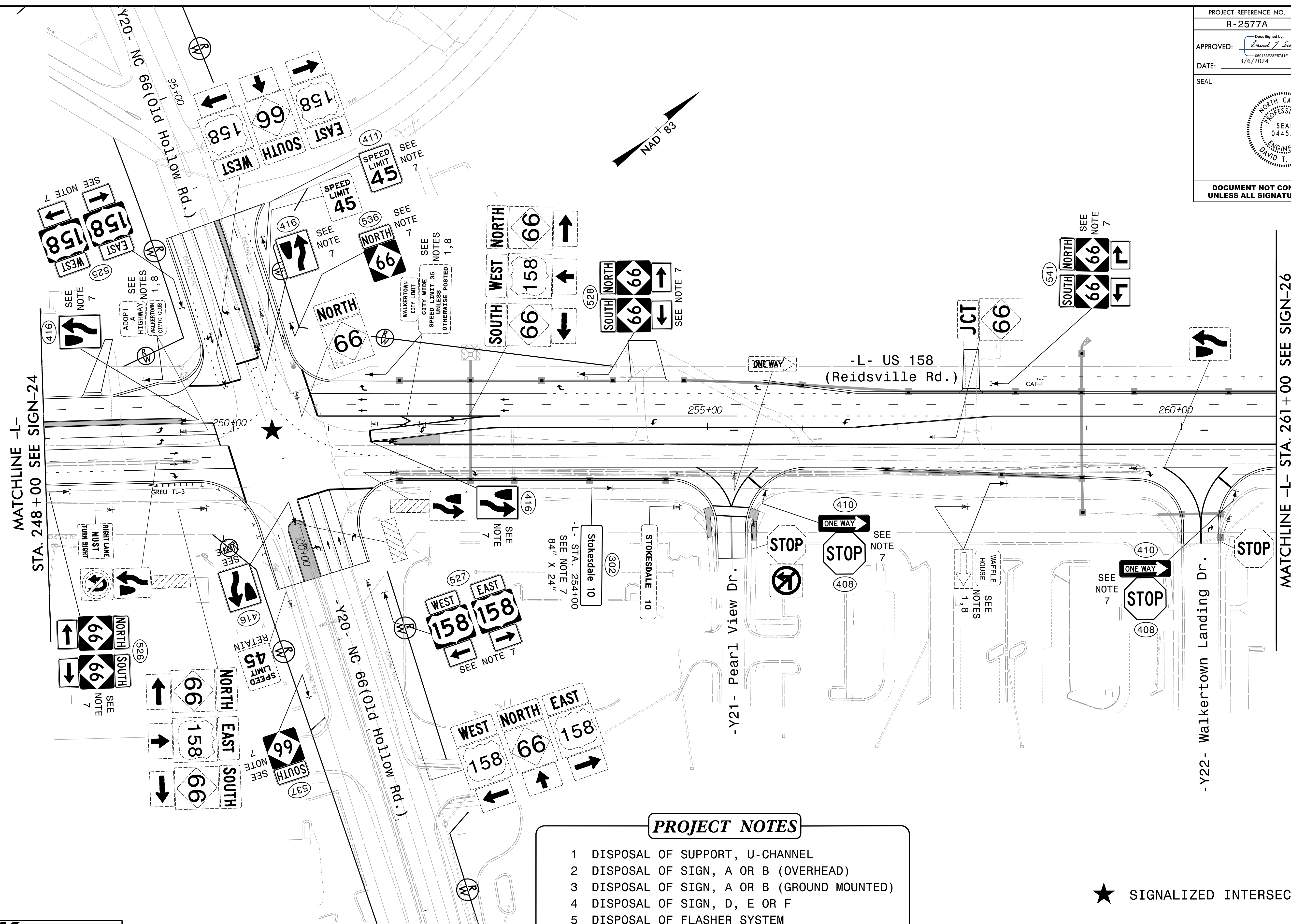


PROJECT REFERENCE NO. R-2577A	SHEET NO. SIGN-24
APPROVED: <i>David T. Sears</i> 009183F28E5741E	
DATE: 3/6/2024	
SEAL	
<p>DOCUMENT NOT CONSIDERED FINAL UNLESS ALL SIGNATURES COMPLETED</p>	



SIGNING PLAN

RK&K
 P: (919) 878-9560
 8601 Six Forks Road, Forum 1, Suite 700
 Raleigh, North Carolina 27615-3960
 NC License No. F-0112
 Engineers | Construction Managers | Planners | Scientists
 www.rkk.com
 Responsive People | Creative Solutions





- PROJECT NOTES**
- 1 DISPOSAL OF SUPPORT, U-CHANNEL
 - 2 DISPOSAL OF SIGN, A OR B (OVERHEAD)
 - 3 DISPOSAL OF SIGN, A OR B (GROUND MOUNTED)
 - 4 DISPOSAL OF SIGN, D, E OR F
 - 5 DISPOSAL OF FLASHER SYSTEM
 - 6 SIGN ERECTION, TYPE A (OVERHEAD)
 - 7 SIGN ERECTION, TYPE D, E, AND F
 - 8 SIGN ERECTION, RELOCATE SIGN TYPE E

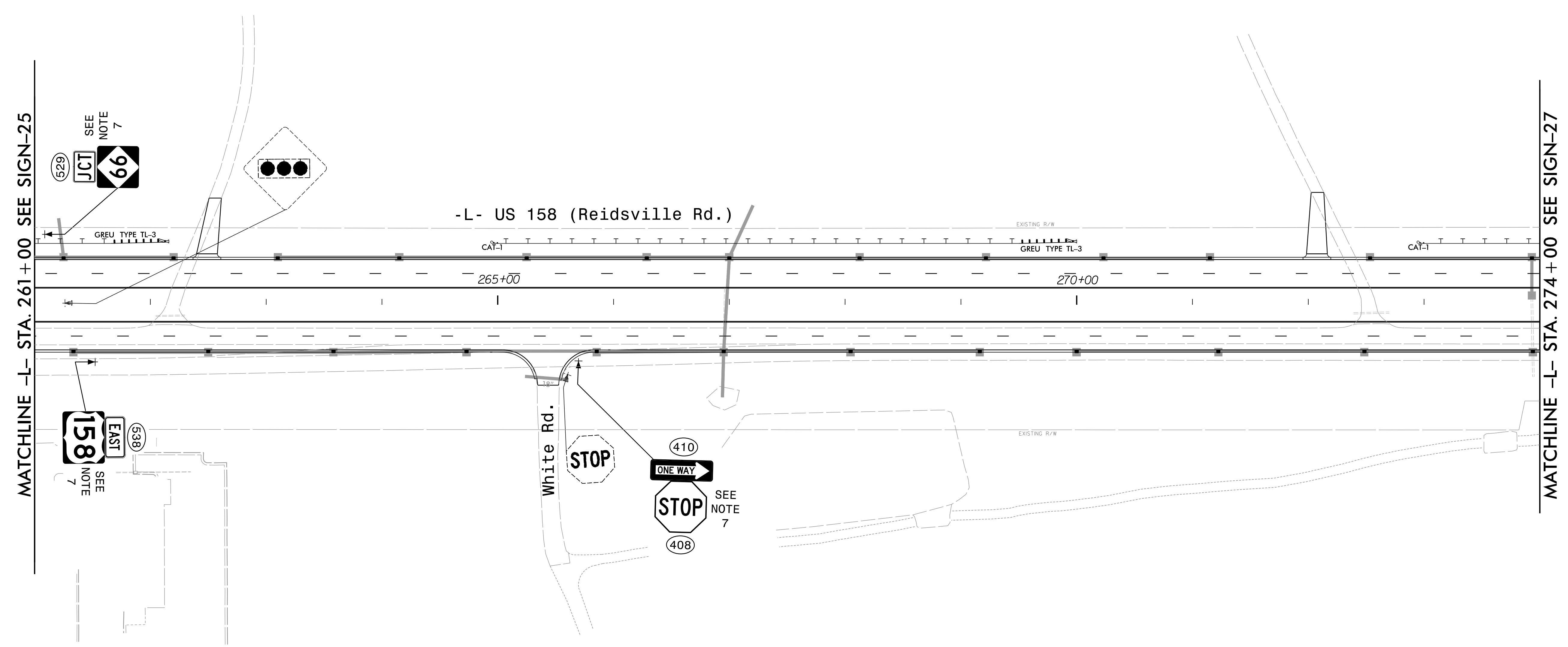

★ SIGNALIZED INTERSECTION

SIGNING PLAN

MATCHLINE -L- STA. 248+00 SEE SIGN-24

MATCHLINE -L- STA. 261+00 SEE SIGN-26

PROJECT REFERENCE NO. R-2577A	SHEET NO. SIGN-26
APPROVED:  009183F28E5741E	
DATE: 3/6/2024	
SEAL	
	
DOCUMENT NOT CONSIDERED FINAL UNLESS ALL SIGNATURES COMPLETED	




PROJECT NOTES

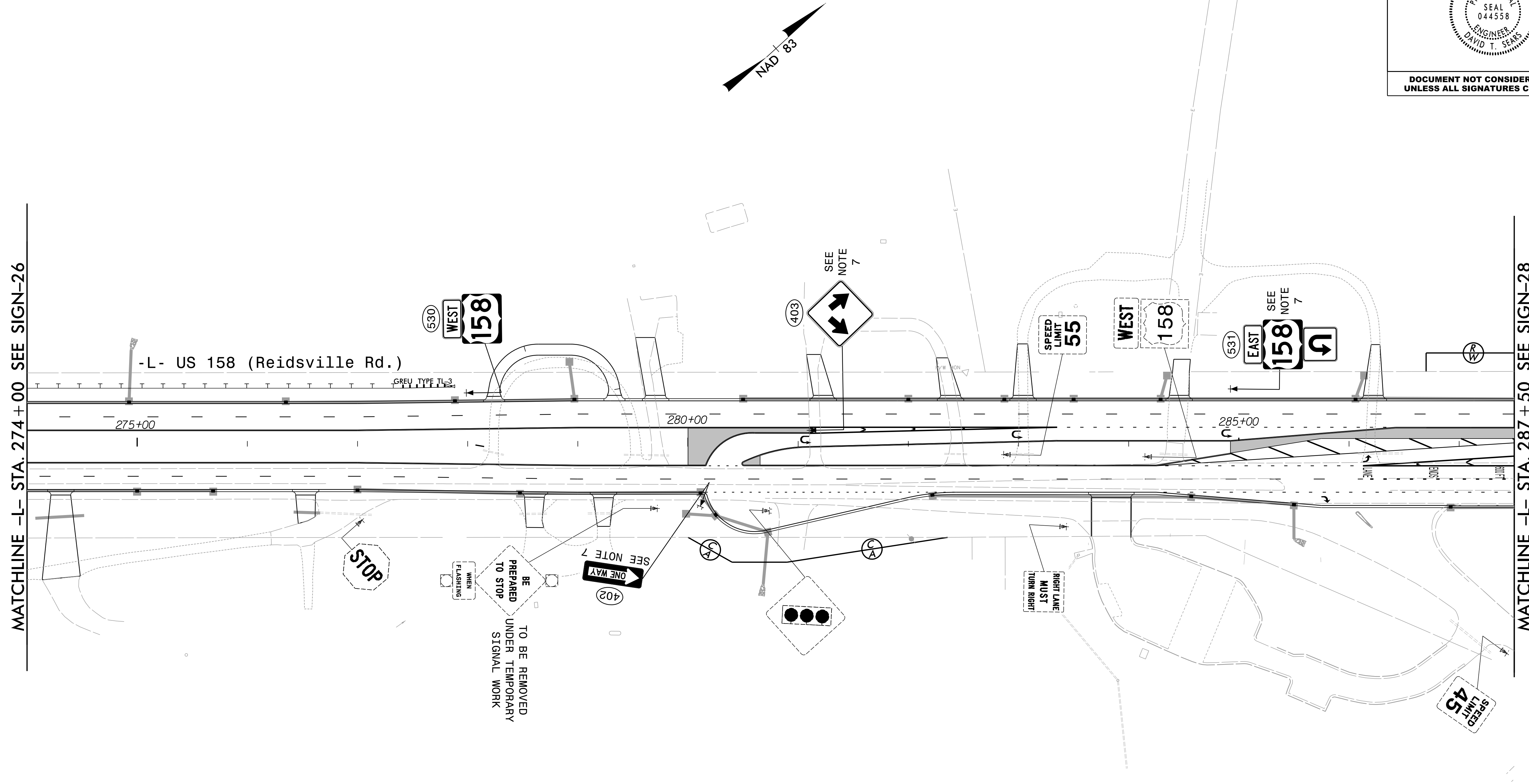
- 1 DISPOSAL OF SUPPORT, U-CHANNEL
- 2 DISPOSAL OF SIGN, A OR B (OVERHEAD)
- 3 DISPOSAL OF SIGN, A OR B (GROUND MOUNTED)
- 4 DISPOSAL OF SIGN, D, E OR F
- 5 DISPOSAL OF FLASHER SYSTEM
- 6 SIGN ERECTION, TYPE A (OVERHEAD)
- 7 SIGN ERECTION, TYPE D, E, AND F
- 8 SIGN ERECTION, RELOCATE SIGN TYPE E

SIGNING PLAN

RK&K
 P: (919) 878-9560
 8601 Six Forks Road, Forum 1, Suite 700
 Raleigh, North Carolina 27615-3960
 NC License No. F-0112
 Engineers | Construction Managers | Planners | Scientists
 www.rkk.com
 Responsive People | Creative Solutions

#SYSTEMS
 #DGN\$

PROJECT REFERENCE NO. R-2577A	SHEET NO. SIGN-27
APPROVED: <i>David T. Seaks</i> 009183F28E5741E	
DATE: 3/6/2024	
SEAL	
	
DOCUMENT NOT CONSIDERED FINAL UNLESS ALL SIGNATURES COMPLETED	




PROJECT NOTES

- 1 DISPOSAL OF SUPPORT, U-CHANNEL
- 2 DISPOSAL OF SIGN, A OR B (OVERHEAD)
- 3 DISPOSAL OF SIGN, A OR B (GROUND MOUNTED)
- 4 DISPOSAL OF SIGN, D, E OR F
- 5 DISPOSAL OF FLASHER SYSTEM
- 6 SIGN ERECTION, TYPE A (OVERHEAD)
- 7 SIGN ERECTION, TYPE D, E, AND F
- 8 SIGN ERECTION, RELOCATE SIGN TYPE E

SIGNING PLAN

RK&K
 P: (919) 878-9560
 8601 Six Forks Road, Forum 1, Suite 700
 Raleigh, North Carolina 27615-3960
 NC License No. F-0112
 Engineers | Construction Managers | Planners | Scientists
 www.rkk.com
 Responsive People | Creative Solutions

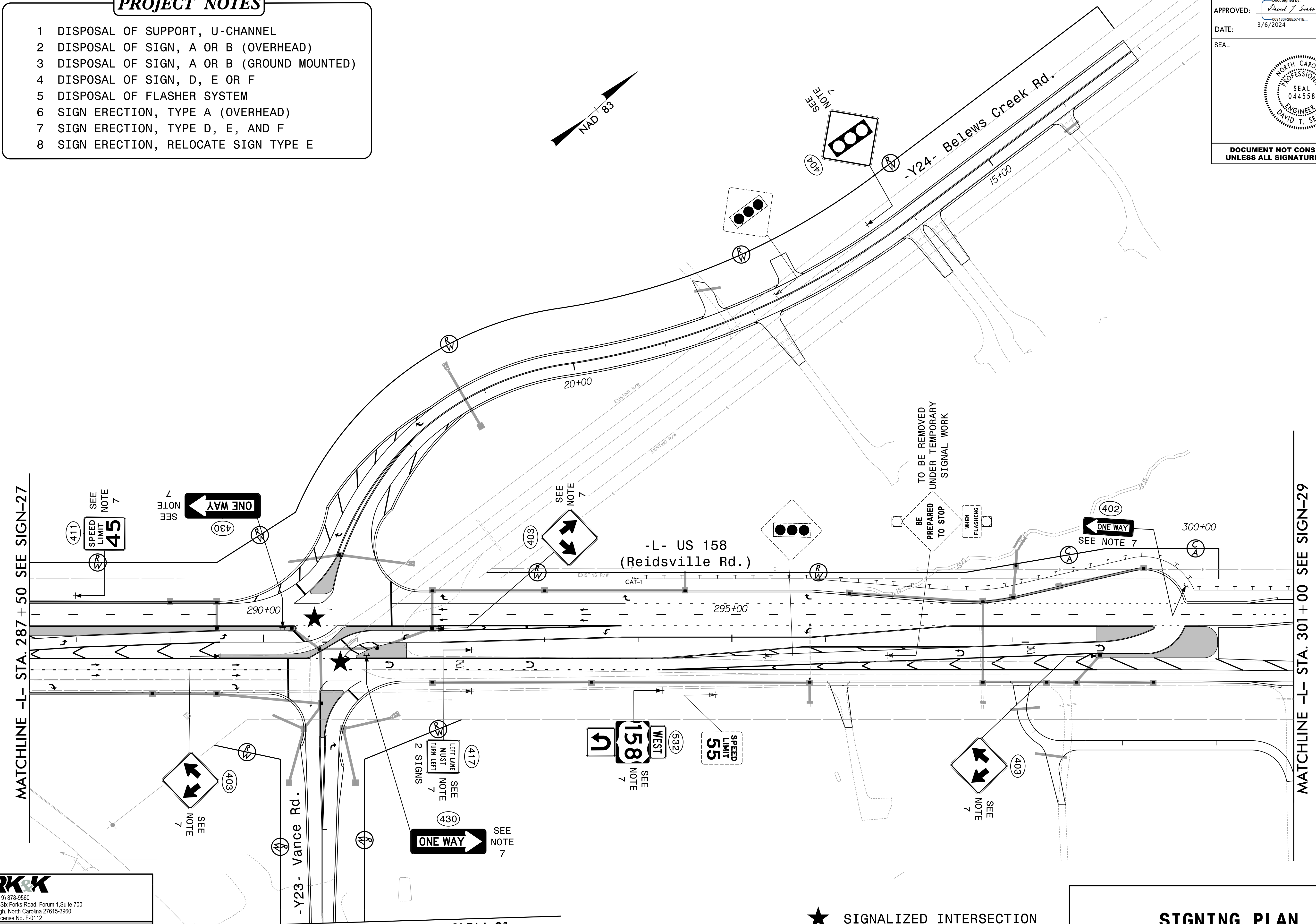
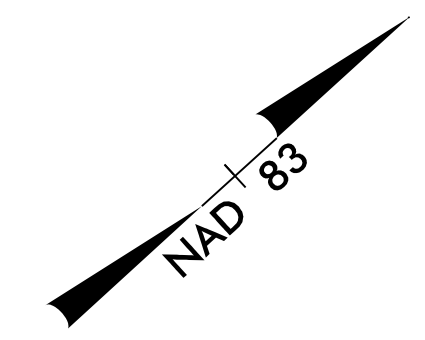
APPROVED: *David T. Sears*
DocuSigned by:
 David T. Sears
 09183F28E5741E
 DATE: 3/6/2024



**DOCUMENT NOT CONSIDERED FINAL
 UNLESS ALL SIGNATURES COMPLETED**

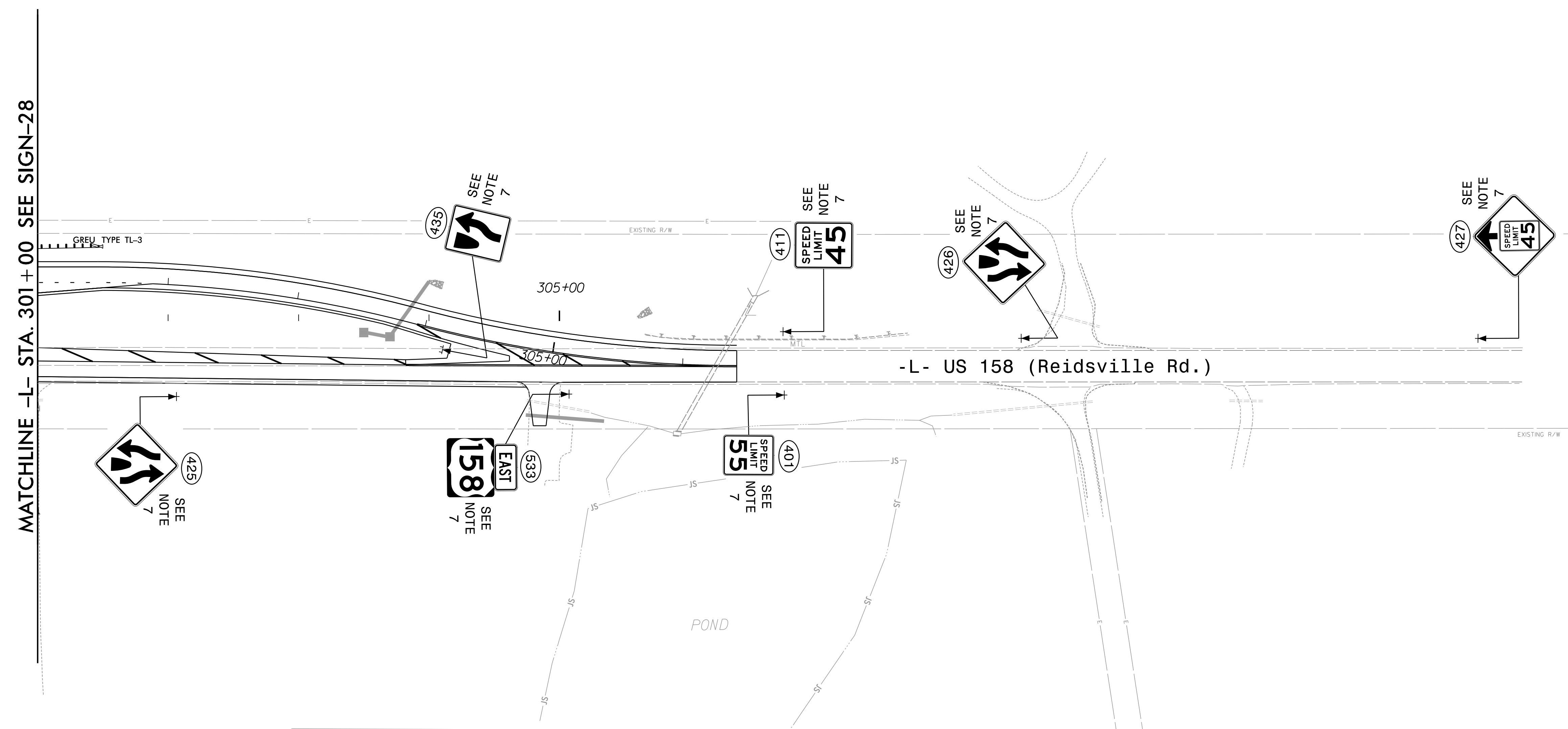

PROJECT NOTES

- 1 DISPOSAL OF SUPPORT, U-CHANNEL
- 2 DISPOSAL OF SIGN, A OR B (OVERHEAD)
- 3 DISPOSAL OF SIGN, A OR B (GROUND MOUNTED)
- 4 DISPOSAL OF SIGN, D, E OR F
- 5 DISPOSAL OF FLASHER SYSTEM
- 6 SIGN ERECTION, TYPE A (OVERHEAD)
- 7 SIGN ERECTION, TYPE D, E, AND F
- 8 SIGN ERECTION, RELOCATE SIGN TYPE E



★ SIGNALIZED INTERSECTION

SIGNING PLAN



PROJECT NOTES


- 1 DISPOSAL OF SUPPORT, U-CHANNEL
- 2 DISPOSAL OF SIGN, A OR B (OVERHEAD)
- 3 DISPOSAL OF SIGN, A OR B (GROUND MOUNTED)
- 4 DISPOSAL OF SIGN, D, E OR F
- 5 DISPOSAL OF FLASHER SYSTEM
- 6 SIGN ERECTION, TYPE A (OVERHEAD)
- 7 SIGN ERECTION, TYPE D, E, AND F
- 8 SIGN ERECTION, RELOCATE SIGN TYPE E

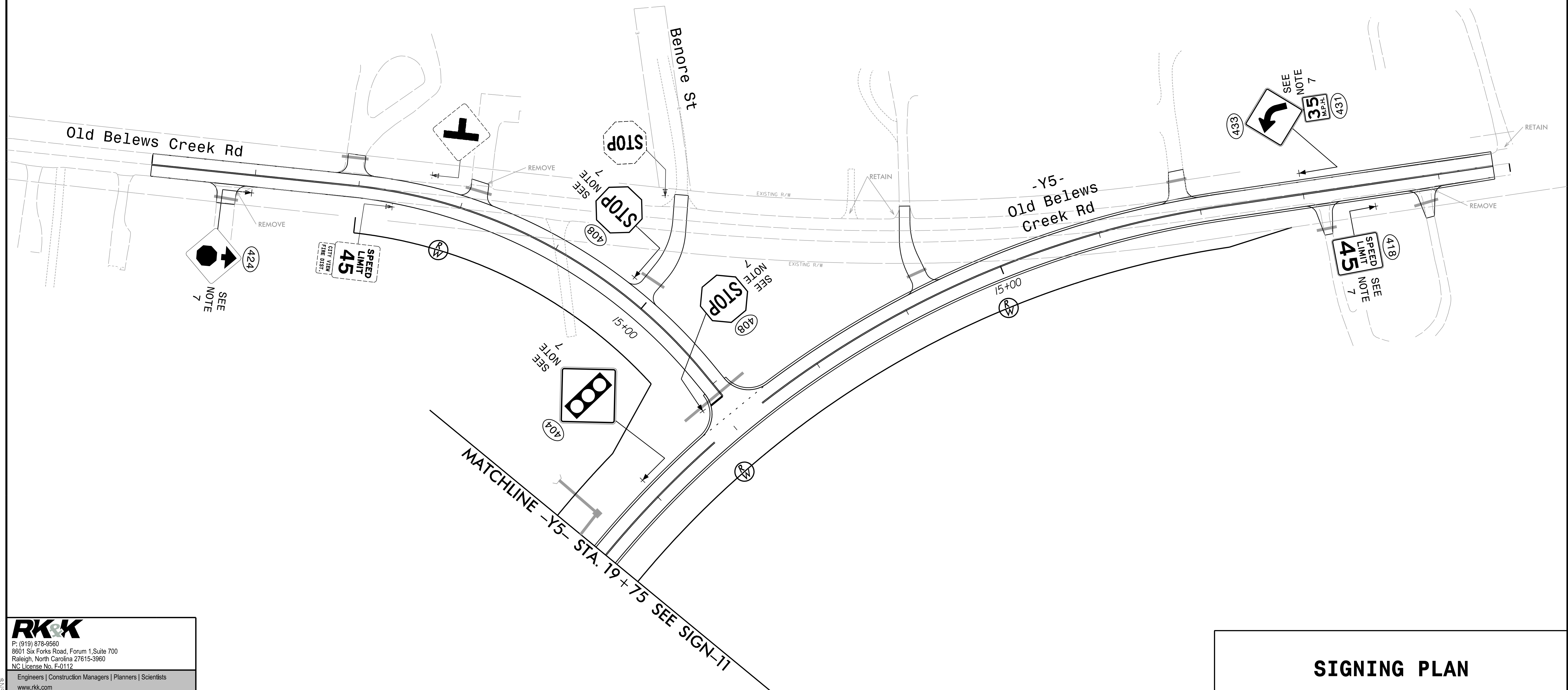
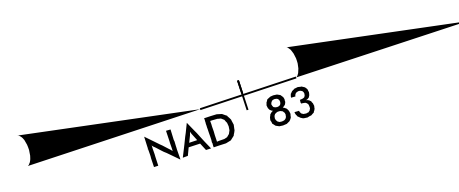
SIGNING PLAN

#SYSTEM#
 #DGN#

PROJECT NOTES

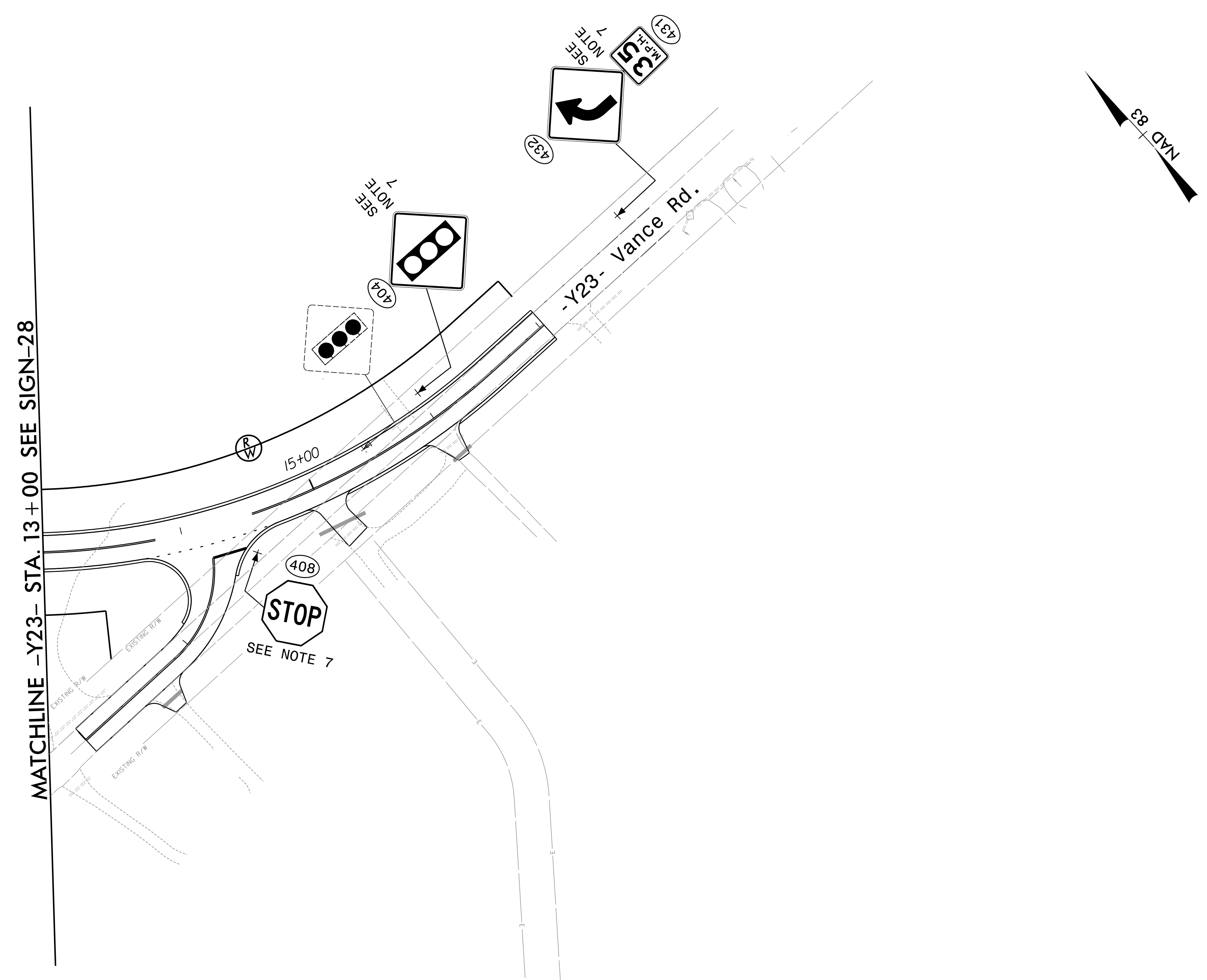
- 1 DISPOSAL OF SUPPORT, U-CHANNEL
- 2 DISPOSAL OF SIGN, A OR B (OVERHEAD)
- 3 DISPOSAL OF SIGN, A OR B (GROUND MOUNTED)
- 4 DISPOSAL OF SIGN, D, E OR F
- 5 DISPOSAL OF FLASHER SYSTEM
- 6 SIGN ERECTION, TYPE A (OVERHEAD)
- 7 SIGN ERECTION, TYPE D, E, AND F
- 8 SIGN ERECTION, RELOCATE SIGN TYPE E

PROJECT REFERENCE NO. R-2577A	SHEET NO. SIGN-30
APPROVED: <i>David T. Seals</i> 009183F28E5741E	
DATE: 3/6/2024	
SEAL	
	
DOCUMENT NOT CONSIDERED FINAL UNLESS ALL SIGNATURES COMPLETED	



RK&K
 P: (919) 878-9560
 8601 Six Forks Road, Forum 1, Suite 700
 Raleigh, North Carolina 27615-3960
 NC License No. F-0112
 Engineers | Construction Managers | Planners | Scientists
 www.rkk.com
 Responsive People | Creative Solutions

SIGNING PLAN



PROJECT NOTES

- 1 DISPOSAL OF SUPPORT, U-CHANNEL
- 2 DISPOSAL OF SIGN, A OR B (OVERHEAD)
- 3 DISPOSAL OF SIGN, A OR B (GROUND MOUNTED)
- 4 DISPOSAL OF SIGN, D, E OR F
- 5 DISPOSAL OF FLASHER SYSTEM
- 6 SIGN ERECTION, TYPE A (OVERHEAD)
- 7 SIGN ERECTION, TYPE D, E, AND F
- 8 SIGN ERECTION, RELOCATE SIGN TYPE E

SIGNING PLAN

#SYSTEM#
 #DGN#