

ALTERNATE PHASING ACTIVATION DETAIL

TO RUN ALT. PHASING DURING COORDINATION - SELECT ALL PAGE CHANGES (AS SHOWN BELOW) WITHIN COORDINATION PLAN PROGRAMMING.

TO RUN ALT. PHASING DURING FREE RUN - PROGRAM PAGE CHANGES (SHOWN BELOW) IN SEPARATE TIME OF DAY EVENTS. IF PAGE 1 IS USED, NO EVENT PROGRAMMING IS NECESSARY FOR THAT PARTICULAR PAGE.

<u>PHASING</u>	<u>INPUTS PAGE</u>	<u>OVERLAPS PAGE</u>
ACTIVE PAGES REQUIRED TO RUN <u>NORMAL PHASING</u>	1	1
ACTIVE PAGES REQUIRED TO RUN <u>ALTERNATE PHASING</u>	2	2

NOTE: PAGES NOT SHOWN (i.e. sequence, phase control, etc.) SHOULD REMAIN AS '1', OR AS DEFINED BY TIMING ENGINEER.

IMPORTANT: IF ALT. PHASING IS USED DURING FREE RUN AND COORDINATION, DO NOT OPERATE TIME OF DAY PAGE CHANGE EVENTS CONCURRENTLY WITH COORDINATION PLAN EVENTS IN THE EVENT SCHEDULER. (EX. FREE RUN PAGE CHANGE EVENT SHOULD END BEFORE COORDINATION PLAN EVENT STARTS AND VICE-VERSA).

ALTERNATE PHASING PAGE CHANGE SUMMARY

THE FOLLOWING IS A SUMMARY OF WHAT TAKES PLACE WHEN THESE OUTPUT/INPUT PAGE CHANGES ACTIVATE TO CALL THE "ALTERNATE PHASING":

OVERLAPS PAGE 2: Modifies overlap parent phase for heads 31 and 32 run protected turns only.

INPUTS PAGE 2: Reduces delay time for phase 3 call on loop 3A to 0 seconds.

FLASHER CIRCUIT MODIFICATION DETAIL

IN ORDER TO INSURE THAT SIGNALS FLASH CONCURRENTLY ON THE SAME APPROACH, MAKE THE FOLLOWING FLASHER CIRCUIT CHANGES:




1. ON REAR OF PDA - REMOVE WIRE FROM TERM. T2-4 AND TERMINATE ON T2-2.
2. ON REAR OF PDA - REMOVE WIRE FROM TERM. T2-5 AND TERMINATE ON T2-3.
3. REMOVE FLASHER UNIT 2.

THE CHANGES LISTED ABOVE TIES ALL PHASES AND OVERLAPS TO FLASHER UNIT 1.

THIS ELECTRICAL DETAIL IS FOR THE SIGNAL DESIGN: 09-0982
DESIGNED: February 2024
SEALED: February 12, 2024
REVISED:

Signal Upgrade - Final Design
Electrical Detail - Sheet 5 of 5

DOCUMENT NOT CONSIDERED FINAL UNLESS ALL SIGNATURES COMPLETED

ELECTRICAL AND PROGRAMMING DETAILS FOR:	US 158 WB (Reidsville Rd.) at U-Turn East of SR 2662 (Old Greensboro Rd.)	SEAL  SEAL 056142 PORTER JONES ENGINEER
Prepared for the Offices of:  750 N. Greenfield Pkwy, Garner, NC 27529	Division 9 Forsyth County Winston-Salem PLAN DATE: February 2024 REVIEWED BY: DT Sears PREPARED BY: WP Erickson-Jones REVIEWED BY:	DocuSigned by:  2/12/2024 SIGNATURE DATE SIG. INVENTORY NO. 09-0982
ENGINEERS CONSTRUCTION MANAGERS PLANNERS SCIENTISTS www.rk&k.com Responsive People Creative Solutions	REVISIONS INIT. DATE	