

T.I.P.: U-6036

**STATE OF NORTH CAROLINA
DEPARTMENT OF TRANSPORTATION**

**SIGNING PLAN
CALDWELL COUNTY**

SR 1109 (PINEWOOD RD) FROM US 321 TO SR 1252 (BERT HUFFMAN RD)

PROJECT REFERENCE NO. U-6036	SHEET NO. SIGN-1
APPROVED: <small>DocuSigned by: Jimmy Terry F358F3882E284D0</small>	
DATE: 12/21/2023	
DOCUMENT NOT CONSIDERED FINAL UNLESS ALL SIGNATURES COMPLETED	

ROADWAY STANDARD DRAWING

THE FOLLOWING ROADWAY STANDARDS AS APPEAR IN "ROADWAY STANDARD DRAWINGS" - PROJECT SERVICES UNIT - N.C. DEPARTMENT OF TRANSPORTATION - RALEIGH, N.C., DATED JANUARY 2024 ARE APPLICABLE TO THIS PROJECT AND BY REFERENCE HEREBY ARE CONSIDERED A PART OF THESE PLANS:

STD. NO.	TITLE
904.10	ORIENTATION OF GROUND MOUNTED SIGNS
904.50	MOUNTING OF TYPE 'D', 'E' AND 'F' SIGNS ON 'U' CHANNEL POSTS
910.20	SCHOOL MARKED AND UNMARKED CROSSWALKS / SPEED REDUCTION REQUIREMENTS
910.40	SINGLE/TWO LANE ROUNDABOUT WITH PEDESTRIAN

GENERAL NOTES

- . SIGNS FURNISHED BY STATE.
- . CONFIRM IN WRITING AT LEAST 4 MONTHS IN ADVANCE, THE ACTUAL DATE THE DEPARTMENT FURNISHED SIGNS WILL BE REQUIRED.
- . ALL TYPE 'D' SIGNS SHALL BE MOUNTED ON TWO U-CHANNEL POSTS UNLESS OTHERWISE INDICATED ON THE PLANS.
- . IF REMOVAL OR RELOCATION OF SIGNS ON PRIVATE STREET (NON-STATE MAINTAINED) IS REQUIRED DUE TO CONSTRUCTION, THE CONTRACTOR SHALL INFORM THE ENGINEER. THE WORK WILL BE COMPLETED BY OTHERS.
- . WHEN NOT STATIONED OR DIMENSIONED ON PLANS, ALL 'E' AND 'F' SIGNS SHALL BE FIELD LOCATED BY THE ENGINEER
- . ALL EXISTING SIGNS ON "U" CHANNEL POST WITHIN THE PROJECT LIMITS SHALL BE REMOVED AND DISPOSED OF UNLESS OTHERWISE NOTED ON PLANS.
- . WHEN EXISTING SIGNS ARE REMOVED AND INSTALLED ON NEW SUPPORTS, THE RE-ERECTION SHALL IMMEDIATELY FOLLOW THE REMOVAL.
- . THE BACKGROUND FOR TYPE E & F SIGNS SHALL BE TYPE C REFLECTIVE SHEETING.

SUMMARY OF QUANTITIES

ITEM NO.		ITEM DESCRIPTION	QUANTITY	UNIT
DESC. NO.	SECT. NO.			
4072000000	903	SUPPORTS, 3 LB STEEL U-CHANNEL	770	L.F.
4096000000	904	SIGN ERECTION, TYPE D	5	EA.
4102000000	904	SIGN ERECTION, TYPE E	51	EA.
4108000000	904	SIGN ERECTION, TYPE F	1	EA.
4116100000	904	SIGN ERECTION, RELOCATE SIGN TYPE E (GROUND MOUNTED)	8	EA.
4155000000	907	DISPOSAL OF SIGN SYSTEM, U-CHANNEL	27	EA.
4158000000	907	DISPOSAL OF SIGN SYSTEM, WOOD	1	EA.
4192000000	907	DISPOSAL OF SUPPORT, U-CHANNEL	5	EA.
4238000000	907	DISPOSAL OF SIGN, D, E OR F	1	EA.

INDEX


SHEET NO.	DESCRIPTION
SIGN-1	TITLE SHEET
SIGN-2	TYPE "E" & "F" SIGNS
SIGN-3	SIGN DESIGNS
SIGN-4 THRU SIGN-6	SIGNING PLAN SHEETS

PLAN PREPARED FOR N.C.D.O.T. BY:




TGS ENGINEERS
201 W. MARION ST, STE 200
SHELBY, NC 28150
PH (704) 476-0003
CORP. LICENSE NO.: C-0275

JIMMY TERRY, PE PROJECT ENGINEER
SANDRA MELVIN DESIGN TECHNICIAN



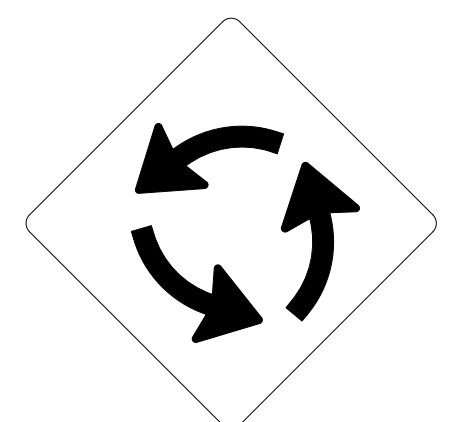
APPROVED: *Jimmy Terry*
DATE: 12/21/2023



DOCUMENT NOT CONSIDERED FINAL UNLESS ALL SIGNATURES COMPLETED

TGS ENGINEERS
201 W. MARION ST., STE 200
SHELBY, NC 28150
PH (704) 476-0003
CORP. LICENSE NO.: C-0275


401 QUANTITY REQ'D 3



30 X 30
W2-6

ONE "U" POST PER SIGN


402 QUANTITY REQ'D 3



30 X 30
W3-2

ONE "U" POST PER SIGN


403 QUANTITY REQ'D 8



24 X 30
R2-1

ONE "U" POST PER SIGN


404 QUANTITY REQ'D 8



36 X 36 X 36
R1-2

ONE "U" POST PER SIGN


405 QUANTITY REQ'D 3



24 X 36
R3-9b

ONE "U" POST PER SIGN


406 QUANTITY REQ'D 1



12 X 30
R3-9dP

MOUNT BELOW SIGN 405
IN ONE INSTALLATIONS

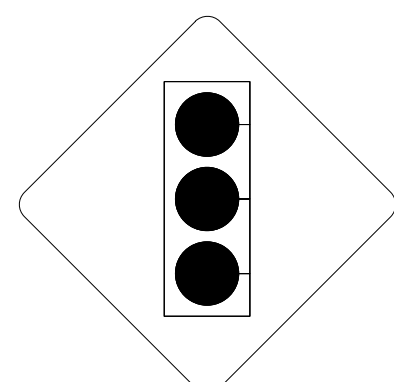
407 QUANTITY REQ'D 4



30 X 30
R1-1

ONE "U" POST PER SIGN


408 QUANTITY REQ'D 4



36 X 36
W3-3

ONE "U" POST PER SIGN


409 QUANTITY REQ'D 1



18 X 24
R10-9

ONE "U" POST PER SIGN
MOUNT BELOW SIGN 303
IN ONE INSTALLATIONS

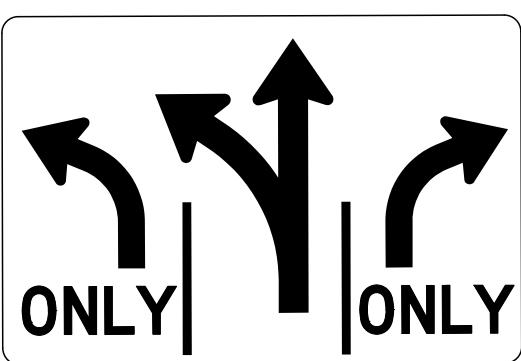
410 QUANTITY REQ'D 1



36 X 36
S1-1


YELLOW/GREEN REFLECTIVE SHEETING
ONE "U" POSTS PER SIGN

411 QUANTITY REQ'D 1



48 X 30
R3-8a


412 QUANTITY REQ'D 5



24 X 30
R4-7

ONE "U" POST PER SIGN

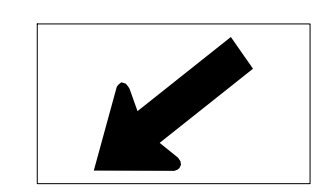
413 QUANTITY REQ'D 1



30 X 30
W11-2

YELLOW/GREEN REFLECTIVE SHEETING
ONE "U" POST PER SIGN

414 QUANTITY REQ'D 1




24 X 12
W16-7

YELLOW/GREEN REFLECTIVE SHEETING

MOUNT BELOW SIGN 413
IN ONE INSTALLATION


415 QUANTITY REQ'D 6



30 X 30
R6-5P

MOUNT BELOW SIGN 404
IN 6 INSTALLATIONS

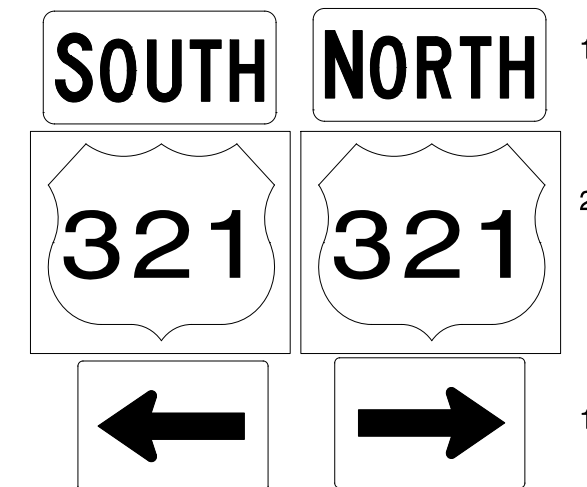
416 QUANTITY REQ'D 1



24 X 8
S4-3P

MOUNT BELOW SIGN 410
IN ONE INSTALLATION

501




1 - 24 X 12 M3-1 1 - 24 X 12 M3-1
2 - 30 X 24 M1-4
1 - 21 X 15 M6-1 1 - 21 X 15 M6-1

TWO "U" POSTS PER SIGN ASSEMBLY

TYPE "E" AND "F" SIGNS

I:\9\2023\KARICOR\U-6036\Tr-office\Signing\CADD\Signing_Layout_Plans\U-6036_Sgn_Sgn_02\Type_E & F.dgn



**DOCUMENT NOT CONSIDERED FINAL
UNLESS ALL SIGNATURES COMPLETED**

TGS ENGINEERS
 201 W. MARION ST., STE 200
 SHELBY, NC 28150
 PH (704) 476-0003
 CORP. LICENSE NO.: C-0275

SIGN NUMBER: 301
TYPE: D
QUANTITY: 1
BACKG COLOR: Green
COPY COLOR: White
DESIGN BY: SGM
CHECKED BY: JLT
PROJECT ID: U-6036
LOCATION: CALDWELL CO
AUG 27, 2019
DIV: 11

SYMBOL	X	Y	WID	HT
AR_FISHOOK	16.9	1.8	8.3	9

SIGN WIDTH: 3'-6"
 HEIGHT: 3'-0"
 TOTAL AREA: 10.5 Sq.Ft.
 BORDER TYPE: FLUSH
 RECESS: 0"
 WIDTH: 0.5"
 RADII: 2.75"
 MAT'L: 0.125" (3.2 mm) ALUMINUM
 NO. Z BARS: LENGTH:

USE NOTES: 1,2
 1. Legend and border(except those that are colored black) shall be direct applied Grade C sheeting.
 2. Background shall be Grade C reflective sheeting.

Spacing Factor is 1 unless specified otherwise

LETTER POSITIONS

Letter locations are panel edge to lower left corner

Series/Size	Text Length
S	12.9
O	16.2
U	20
T	23.3
H	26.4
C	7.8
A	11
L	15
D	18.1
W	21.3
E	25.5
L	28.7
L	31.7
H	3.1
I	6.7
G	8.3
H	11.9
S	14.6
C	18.6
H	21.9
O	25.5
O	29.1
L	32.7
L	36.5

FILENAME: U-6036_Sgn_SGN_TYPE D
 NORTH CAROLINA D.O.T. SIGN DETAIL

SIGN NUMBER: 302
TYPE: D
QUANTITY: 1
BACKG COLOR: Green
COPY COLOR: White
DESIGN BY: SGM
CHECKED BY: JLT
PROJECT ID: U-6036
LOCATION: CALDWELL CO
AUG 27, 2019
DIV: 11

SYMBOL	X	Y	WID	HT
AR_Type D	17.4	3.5	5	7.5

SIGN WIDTH: 3'-6"
 HEIGHT: 3'-0"
 TOTAL AREA: 10.5 Sq.Ft.
 BORDER TYPE: FLUSH
 RECESS: 0"
 WIDTH: 0.5"
 RADII: 2.75"
 MAT'L: 0.125" (3.2 mm) ALUMINUM
 NO. Z BARS: LENGTH:

USE NOTES: 1,2
 1. Legend and border(except those that are colored black) shall be direct applied Grade C sheeting.
 2. Background shall be Grade C reflective sheeting.

Spacing Factor is 1 unless specified otherwise

LETTER POSITIONS

Letter locations are panel edge to lower left corner

Series/Size	Text Length
S	12.9
O	16.2
U	20
T	23.3
H	26.4
C	7.8
A	11
L	15
D	18.1
W	21.3
E	25.5
L	28.7
L	31.7
H	3.1
I	6.7
G	8.3
H	11.9
S	14.6
C	18.6
H	21.9
O	25.5
O	29.1
L	32.7
L	36.5

FILENAME: U-6036_Sgn_SGN_TYPE D
 NORTH CAROLINA D.O.T. SIGN DETAIL

SIGN NUMBER: 303
TYPE: D
QUANTITY: 2
BACKG COLOR: Green
COPY COLOR: White
DESIGN BY: SGM
CHECKED BY: JLT
PROJECT ID: U-6036
LOCATION: CALDWELL CO
AUG 27, 2019
DIV: 11

SYMBOL	X	Y	WID	HT
AR_Type D	90	13	6	9
AR_Type D	87	4	6	9

SIGN WIDTH: 2'-0"
 HEIGHT: 1'-6"
 TOTAL AREA: 3.0 Sq.Ft.
 BORDER TYPE: FLUSH
 RECESS: 0"
 WIDTH: 0.5"
 RADII: 1.5"
 MAT'L: 0.125" (3.2 mm) ALUMINUM
 NO. Z BARS: LENGTH:

USE NOTES: 1,2
 1. Legend and border(except those that are colored black) shall be direct applied Grade C sheeting.
 2. Background shall be Grade C reflective sheeting.

Spacing Factor is 1 unless specified otherwise

LETTER POSITIONS

Letter locations are panel edge to lower left corner

Series/Size	Text Length
T	5.4
H	6.9
I	8.8
S	9.4
A	10.8
R	11.8
E	13.8
A	15.5
A	16.9
O	3.4
B	5.3
S	6.8
E	8.5
R	10.1
V	11.6
E	13.4
D	15
B	16.4
Y	17.4
C	3.4
O	5.3
M	6.8
M	8.5
U	10.1
N	11.6
I	13.4
T	15
Y	16.4
W	17.4
A	18.9
T	1.7
C	3.2
O	4.8
M	6.5
U	8.3
N	9.8
I	11.4
T	12
Y	13.1
W	14.4
A	15.4
T	17
C	18.4
H	19.7
C	6.5
I	8.3
T	8.9
I	10.5
Z	11.1
E	12.8
N	14.4
S	16.1
C	1.7
A	2.6
L	3.6
L	4.3
Y	4.9
O	5.4
U	6.4
R	7.4
L	8.3
O	9
C	9.5
A	10.2
L	11.1
P	11.9
O	12.9
L	13.6
I	14.1
C	14.9
E	15.8
P	16.6
O	16.9
L	17.8
I	18.5
C	19
E	19.9
P	20.7
T	21.4
D	22.1
E	22.5

FILENAME: U-6036_Sgn_SGN_TYPE D
 NORTH CAROLINA D.O.T. SIGN DETAIL

SIGN NUMBER: 304
TYPE: D
QUANTITY: 1
BACKG COLOR: Brown
COPY COLOR: White
DESIGN BY: SGM
CHECKED BY: JLT
PROJECT ID: U-6036
LOCATION: CALWELL CO
DEC 19, 2023
DIV: 11

SYMBOL	X	Y	WID	HT
AR_Type D	90	13	6	9
AR_Type D	87	4	6	9

SIGN WIDTH: 8'-6"
 HEIGHT: 2'-0"
 TOTAL AREA: 17.0 Sq.Ft.
 BORDER TYPE: FLUSH
 RECESS: 0"
 WIDTH: 0.75"
 RADII: 1.75"
 MAT'L: 0.125" (3.2 mm) ALUMINUM
 NO. Z BARS: LENGTH:

USE NOTES: 1,2
 1. Legend and border(except those that are colored black) shall be direct applied Grade C sheeting.
 2. Background shall be Grade C reflective sheeting.

Spacing Factor is 1 unless specified otherwise

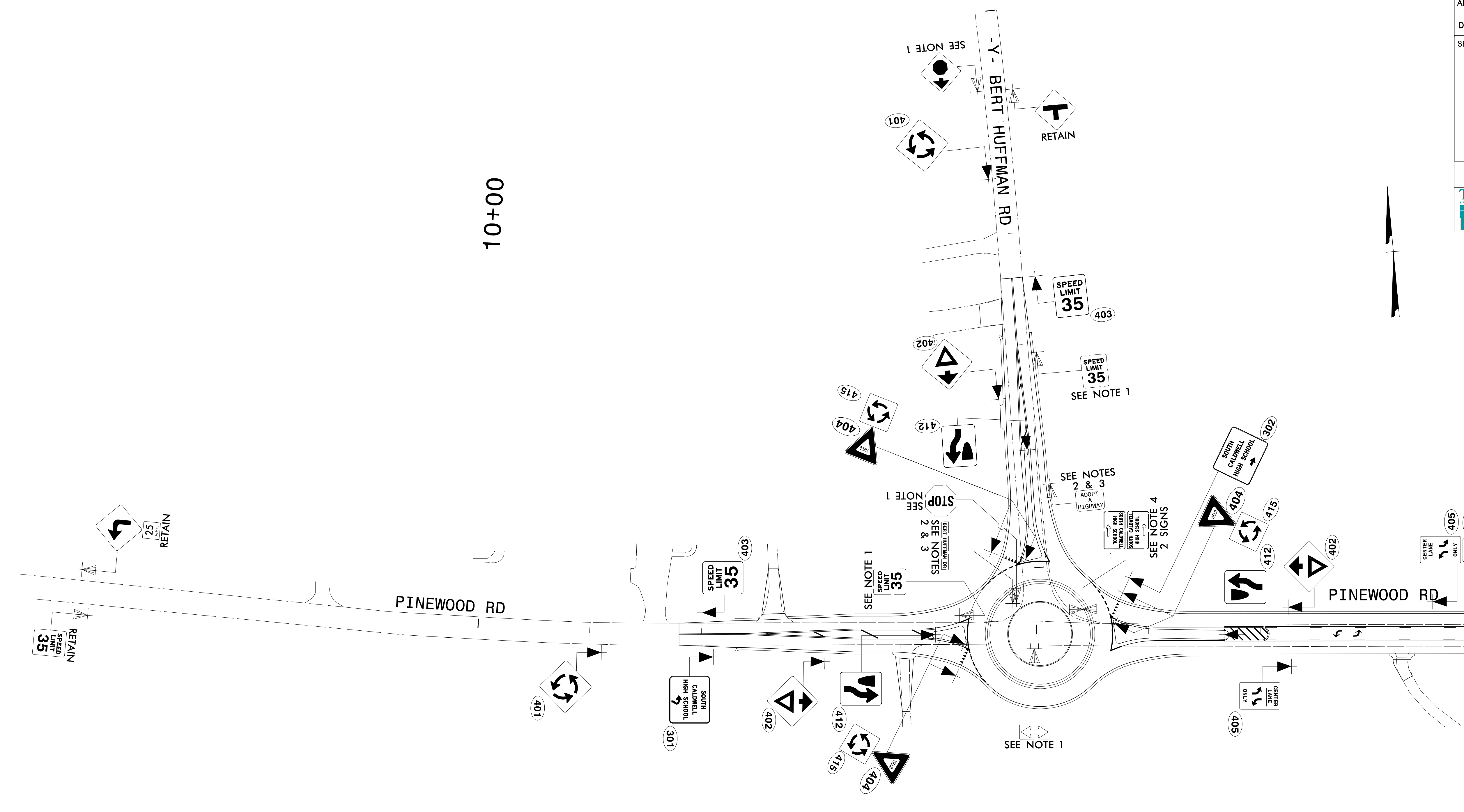
LETTER POSITIONS

Letter spacings are to start of next letter

Series/Size	Text Length
L	6
a	4.2
k	4.6
e	4.3
s	4
i	3.6
d	1.9
e	4.6
P	3.5
a	4.6
r	4.8
k	3
3	3.8
4.3.4	52.7
S	6
h	4.2
u	4.6
f	4.4
o	2.6
r	4.6
d	2.8
R	3.6
e	6
c	4.7
R	4.1
e	3.5
6	5
5	4.4
4.1	2.8
4.4	2.3
21	75.1

FILENAME: U-6036_Sgn_SGN_TYPE D
 NORTH CAROLINA D.O.T. SIGN DETAIL

PROJECT REFERENCE NO. U-6036	SHEET NO. SIGN-4
APPROVED: <i>Jimmy Terry</i> DocuSigned by: Jimmy Terry E03963882E94DD...	
DATE: 12/21/2023	
SEAL 	
DOCUMENT NOT CONSIDERED FINAL UNLESS ALL SIGNATURES COMPLETED	
 TGS ENGINEERS 201 W. MARION ST., STE 200 SHELBY, NC 28150 PH: (704) 476-0003 CORP. LICENSE NO.: C-0275	



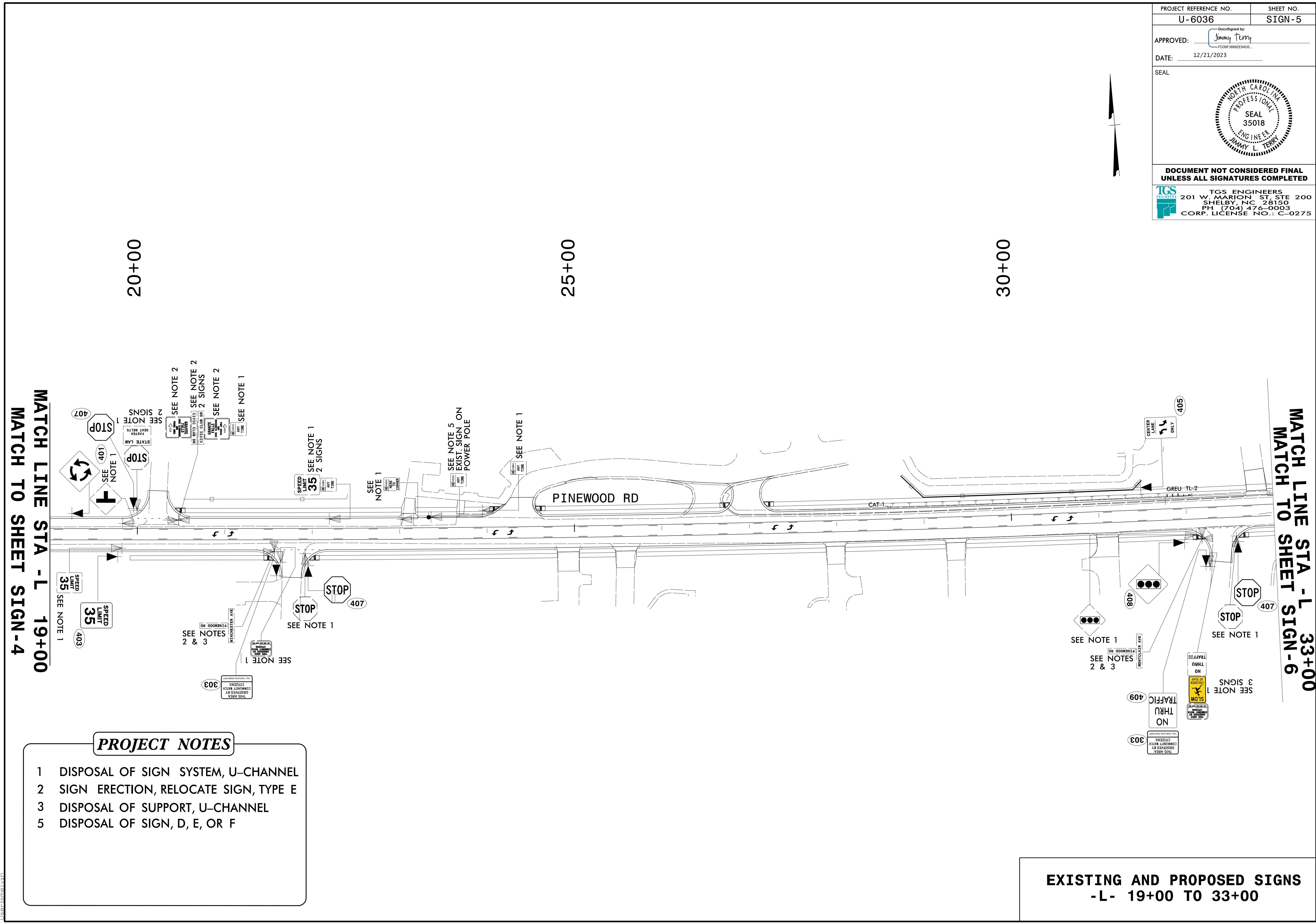
PROJECT NOTES

- 1 DISPOSAL OF SIGN SYSTEM, U-CHANNEL
- 2 SIGN ERECTION, RELOCATE SIGN, TYPE E
- 3 DISPOSAL OF SUPPORT, U-CHANNEL
- 4 DISPOSAL OF SIGN SYSTEM, WOOD

EXISTING AND PROPOSED SIGNS
 -L- 11+00± TO 19+00
 -Y- 12+40 TO 15+00±

I:\Projects\2023\U-6036\Traffic\Signing\CADD\Signing_Layout_Plans\U-6036_Sgn_SGN_L04.dgn
 12/21/2023 10:58:00 AM
 User: jterry

PROJECT REFERENCE NO. U-6036	SHEET NO. SIGN-5
APPROVED:  FD39F38882E94D0...	
DATE: 12/21/2023	
SEAL 	
DOCUMENT NOT CONSIDERED FINAL UNLESS ALL SIGNATURES COMPLETED	
 TGS ENGINEERS 201 W. MARION ST. STE 200 SHELBY, NC 28150 PH: (704) 476-0003 CORP. LICENSE NO.: C-0275	



MATCH LINE STA -L 19+00
MATCH TO SHEET SIGN-4

MATCH LINE STA -L 33+00
MATCH TO SHEET SIGN-6

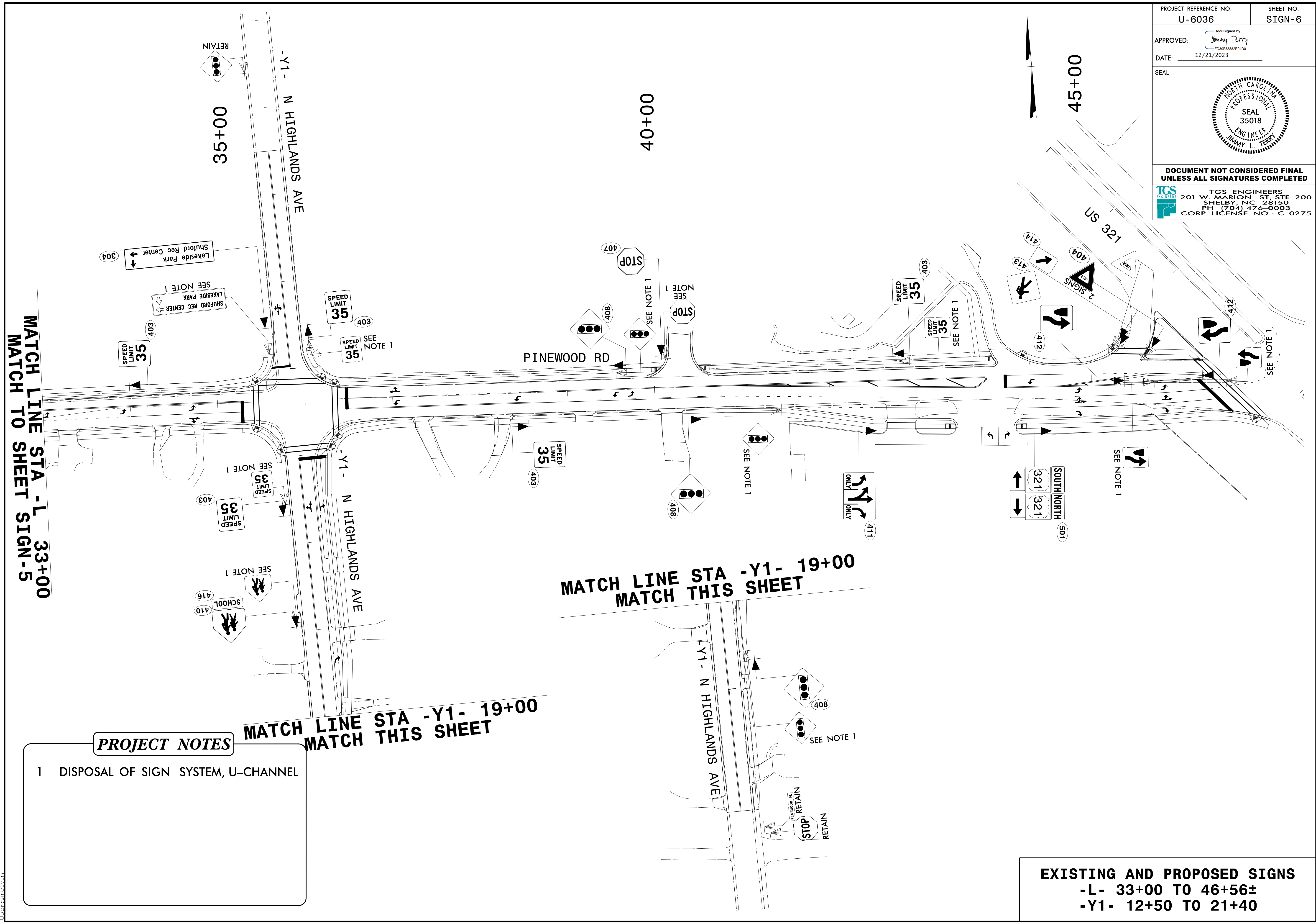
PROJECT NOTES

- 1 DISPOSAL OF SIGN SYSTEM, U-CHANNEL
- 2 SIGN ERECTION, RELOCATE SIGN, TYPE E
- 3 DISPOSAL OF SUPPORT, U-CHANNEL
- 5 DISPOSAL OF SIGN, D, E, OR F

**EXISTING AND PROPOSED SIGNS
-L- 19+00 TO 33+00**

I:\2023\12\19\2023R-U-6036-1-Office\Signing\CADD\Signing Layout\Plans\U-6036_Sgn_SGN_05.dgn
User: jstamler

PROJECT REFERENCE NO. U-6036	SHEET NO. SIGN-6
APPROVED: <i>Jimmy Terry</i> <small>DocuSigned by: Jimmy Terry FD39F3882E54D0...</small>	
DATE: 12/21/2023	
SEAL 	
DOCUMENT NOT CONSIDERED FINAL UNLESS ALL SIGNATURES COMPLETED	
 TGS ENGINEERS 201 W. MARION ST., STE 200 SHELBY, NC 28150 PH: (704) 476-0003 CORP. LICENSE NO.: C-0275	



MATCH LINE STA -L- 33+00
MATCH TO SHEET SIGN-5

MATCH LINE STA -Y1- 19+00
MATCH THIS SHEET

MATCH LINE STA -Y1- 19+00
MATCH THIS SHEET

PROJECT NOTES

- 1 DISPOSAL OF SIGN SYSTEM, U-CHANNEL

EXISTING AND PROPOSED SIGNS
 -L- 33+00 TO 46+56±
 -Y1- 12+50 TO 21+40

I:\2023\12\21\2023\12-21-23\Signing\CADD\Signing_Layout_Plans\U-6036_Sgn_SGN_06.dgn
 12/21/2023 10:00 AM
 User: jlterry