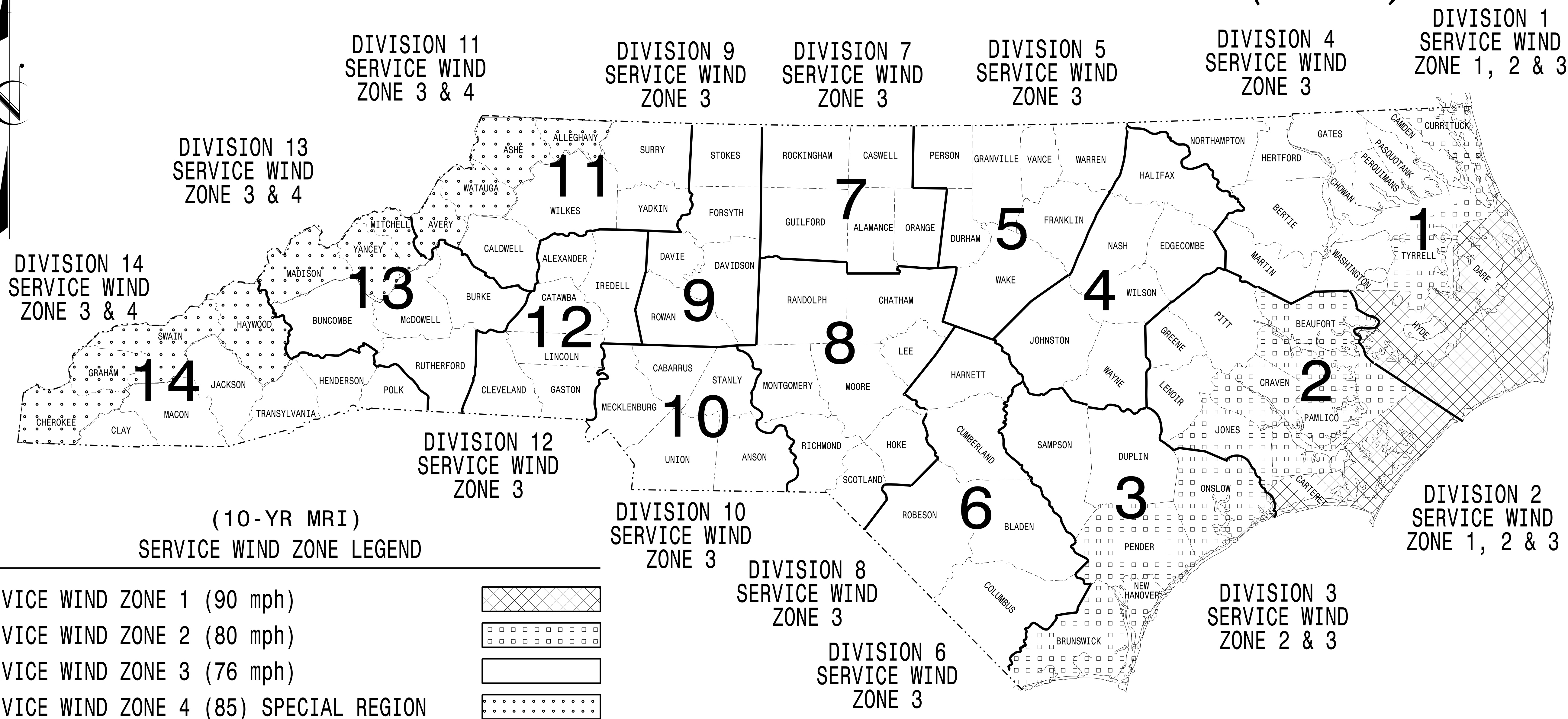


STATE OF NORTH CAROLINA DIVISION OF HIGHWAYS

STANDARD DRAWINGS FOR ALL METAL POLES (LRFD)



(10-YR MRI)

SERVICE WIND ZONE LEGEND


| | |
|---|--|
| SERVICE WIND ZONE 1 (90 mph) | |
| SERVICE WIND ZONE 2 (80 mph) | |
| SERVICE WIND ZONE 3 (76 mph) | |
| SERVICE WIND ZONE 4 (85) SPECIAL REGION | |

<https://connect.ncdot.gov/resources/safety/Pages/ITS-Design-Resources.aspx>

NC DOT METAL POLE STANDARDS

03-OCT-2023 10:51 S:\M1\AS1\115\Sig\Drawings\Drawings\2024_Metal_Pole_Standards\11-Metal_Pole_Standards.dwg

Prepared In the Offices of:



750 N. Greenfield Pkwy.
Garner, NC 27529

Designed in conformance
with the latest
2020 Interim to the
1st Edition 2015

AASHTO LRFD

Standard Specifications for
Highway Signs, Luminaires,
and Traffic Signals


DRAWING NUMBER

| DRAWING NUMBER | INDEX OF PLANS DESCRIPTION |
|----------------|---|
| Sig. M 1A | Statewide Wind Zone Map (700-yr MRI) |
| Sig. M 1B | Statewide Wind Zone Map (10-yr MRI) |
| Sig. M 2 | Typical Fabrication Details-All Metal Poles |
| Sig. M 3 | Typical Fabrication Details-Strain Poles |
| Sig. M 4 | Typical Fabrication Details-Mast Arm Poles |
| Sig. M 5 | Typical Fabrication Details-Mast Arm Connection |
| Sig. M 6 | Typical Fabrication Details-Strain Pole Attachments |
| Sig. M 7 | Construction Details-Foundations |
| Sig. M 8 | Standard Strain Pole Foundation-All Soil Conditions |
| Sig. M 9 | Typical Fabrication Details-CCTV Camera Poles |

NCDOT CONTACTS: MOBILITY AND SAFETY DIVISION - TRANSPORTATION SYSTEMS MANAGEMENT AND OPERATIONS UNIT

D.Y. ISHAK - STATE SIGNALS ENGINEER
K. DURIGON, P.E. - ITS AND SIGNALS STRUCTURAL ENGINEER
B. WALKER, P.E. - ITS AND SIGNALS STRUCTURAL ENGINEER

SEAL



DocuSigned by:
Kevin Durigon

09/21/2023
DATE