
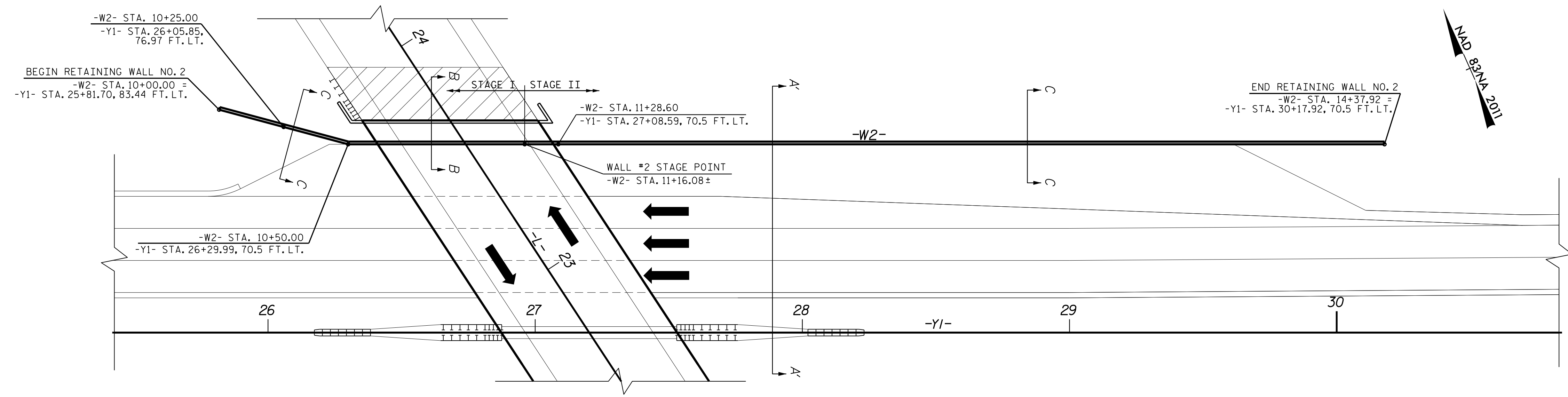
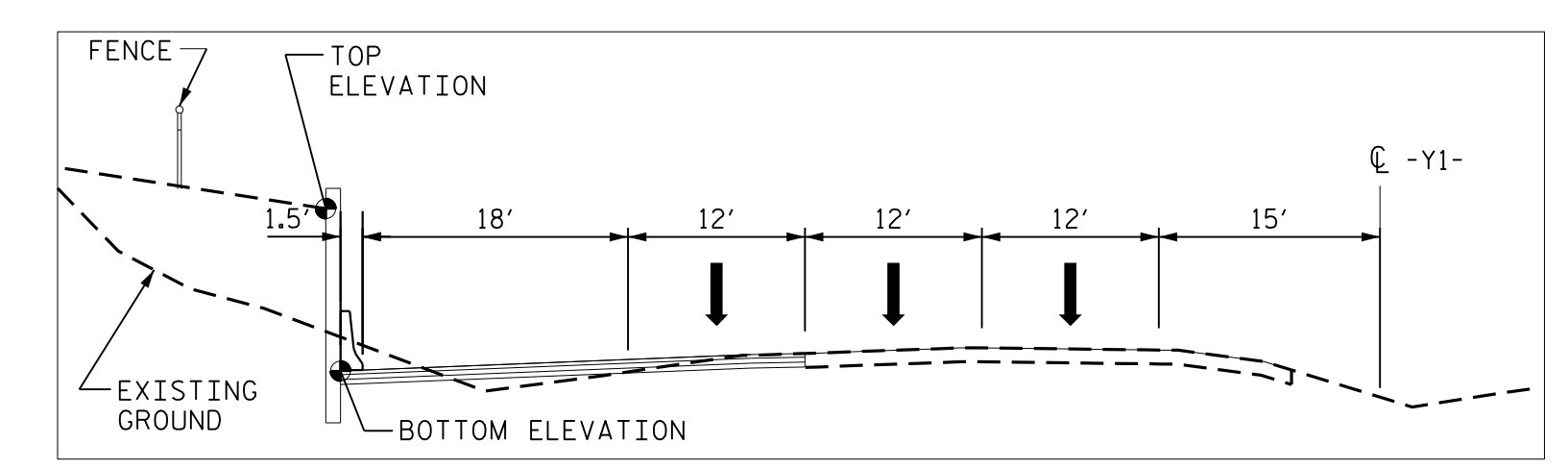


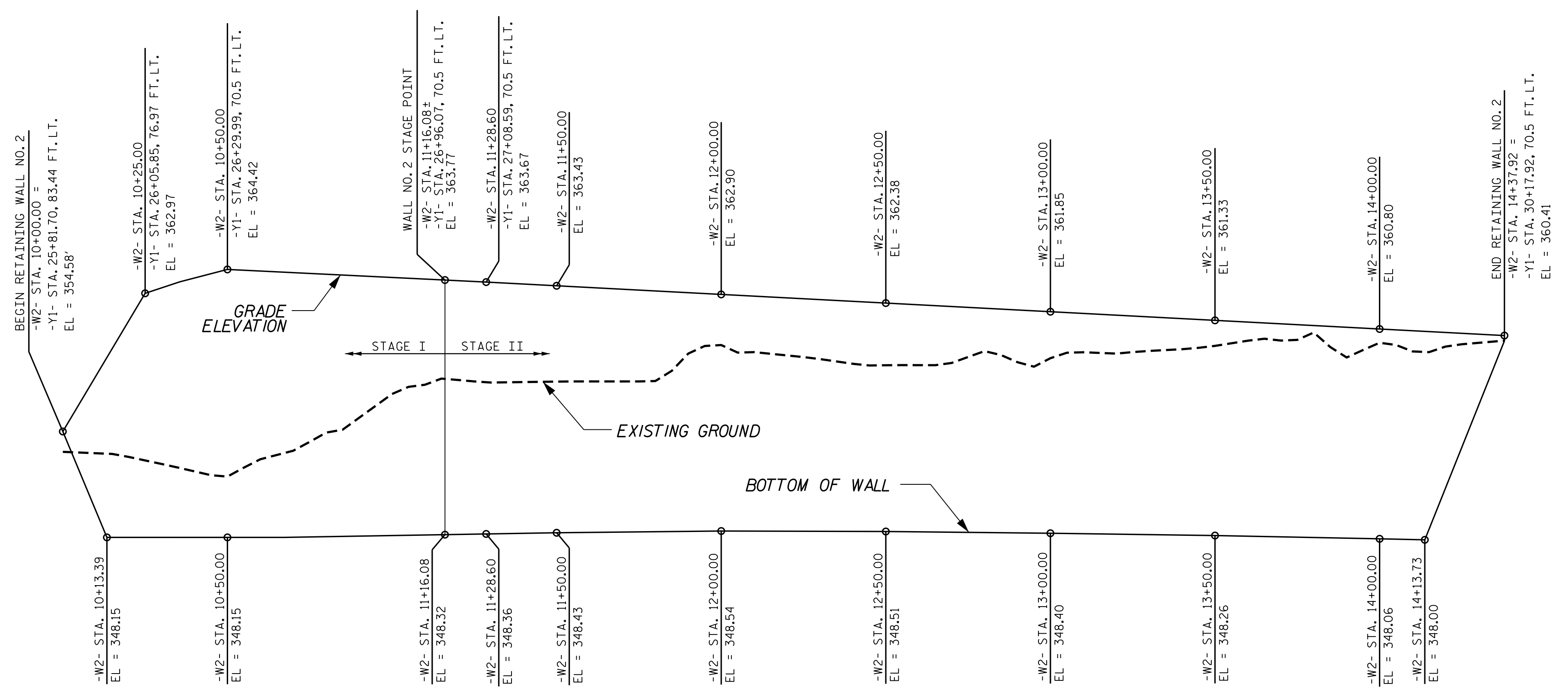
GEOTECHNICAL ENGINEER
 ENGINEER

 Documented by: *J. Park* 5/20/2019
 DATE: 5/20/2019
 SIGNATURE: _____ DATE: _____
DOCUMENT NOT CONSIDERED FINAL UNLESS ALL SIGNATURES COMPLETED



PLAN VIEW FOR RETAINING WALL NO. 2



TYPICAL A'-A' SECTION




WALL ENVELOPE FOR RETAINING WALL NO. 2
EXPOSED WALL FACE VIEW, N.T.S.

ESTIMATED MSE WALL NO. 2 QUANTITIES	
MSE RETAINING WALL NO. 2*	7,300 SF
ARCHITECTURAL CONCRETE SURFACE TREATMENT**	6,000 SF

* QUANTITY INCLUDES EMBEDMENT AND EXTENSION
** QUANTITY BASED ON EXPOSED AREA

PROJECT NO.: 38454.1.1 (B-4654)
 WAKE COUNTY
 STATION: -L- 23+60.00
 SHEET 2 OF 5


 NORTH CAROLINA
 DEPARTMENT OF TRANSPORTATION
 DIVISION OF HIGHWAYS
**GEOTECHNICAL
 ENGINEERING UNIT**

REVISIONS						SHEET NO. W-2
NO.	BY	DATE	NO.	BY	DATE	
1	J. PARK	5/16/19	3			
2			4			

PREPARED BY: J. PARK DATE: 02/2019
 REVIEWED BY: J. BATTS DATE: 02/2019