DocuSign Envelope ID: 3963D704-A451-4C36-8AFC-1F07448F0720

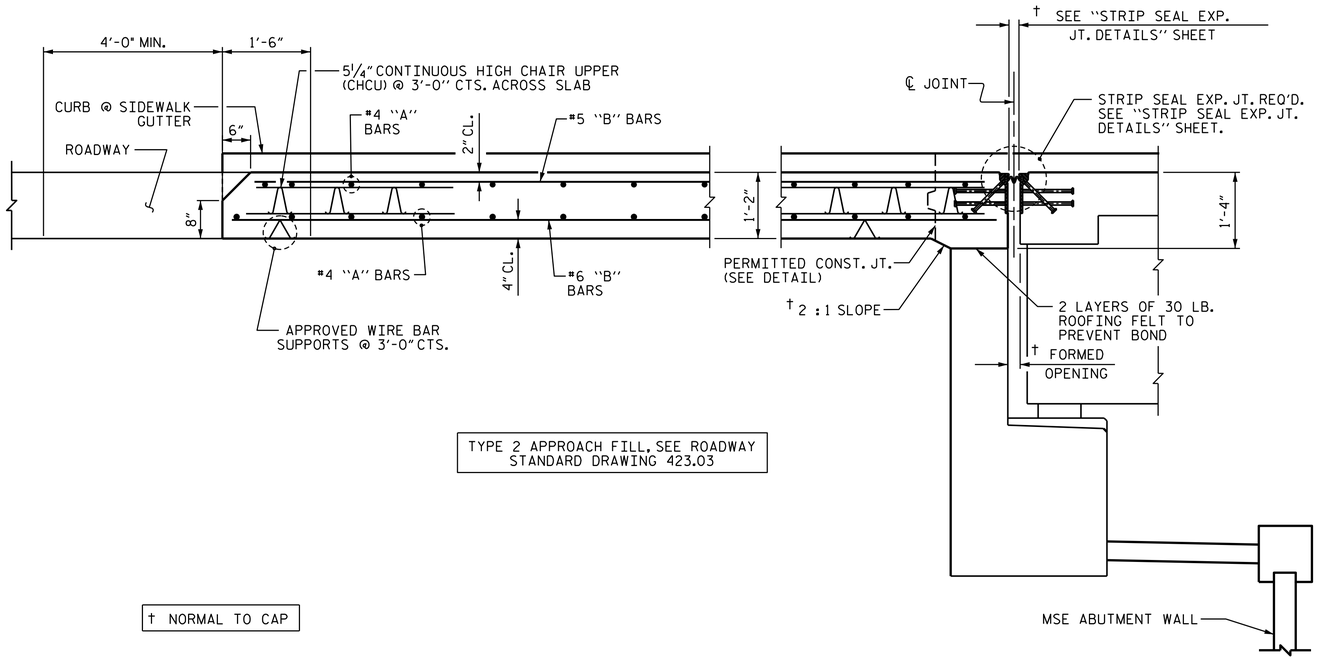


TYPE 2 APPROACH FILL. SEE ROADWAY STANDARD DRAWING 423.03

† NORMAL TO CAP

## SECTION THRU SLAB

## BAR TYPES

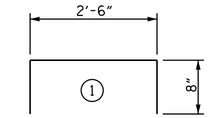


BAR DIMENSIONS ARE OUT TO OUT

## NOTES

FOR BRIDGE APPROACH FILL INCLUDING GEOTEXTILE, MSE WALL REINFORCEMENT AND BACKFILL MATERIAL, SEE ROADWAY PLANS.

GEOTEXTILE SHALL BE TYPE 1 IN ACCORDANCE WITH THE STANDARD SPECIFICATIONS SECTION 1056.

APPROACH SLAB SHALL NOT BE CONSTRUCTED PRIOR TO COMPLETION OF THE BRIDGE DECK.

AREA BETWEEN THE WINGWALL AND APPROACH SLAB SHALL BE GRADED TO DRAIN THE WATER AWAY FROM THE FILL FACE OF THE BRIDGE AND SHALL BE PAVED. SEE ROADWAY PLANS.

FOR STRIP SEAL EXPANSION JOINT, SEE SPECIAL PROVISIONS.

## BILL OF MATERIAL

FOR ONE APPROACH SLAB (2 REQUIRED)

### STAGE I

| BAR | NO. | SIZE | TYPE | LENGTH | WEIGHT |
|---|---|---|---|---|---|
| ✳ A1 | 50 | #4 | STR | 25'-4" | 846 |
| A2 | 52 | #4 | STR | 25'-1" | 871 |
| ✳ B1 | 78 | #5 | STR | 24'-2" | 1966 |
| B2 | 78 | #6 | STR | 24'-8" | 2890 |
| ✳ B3 | 5 | #4 | STR | 24'-8" | 82 |
| ✳ G1 | 25 | #4 | STR | 5'-1" | 85 |
| ✳ U1 | 10 | #4 | 1 | 3'-10" | 26 |
| REINFORCING STEEL | | | | LBS. | 3761 |
| ✳ EPOXY COATED REINFORCING STEEL | | | | LBS. | 3005 |
| POUR #1 (SLAB) | | | | | 42.4 |
| POUR #2 (SIDEWALK) | | | | | 3.1 |
| CLASS AA CONCRETE | | | | C. Y. | 45.5 |

### STAGE II

| BAR | NO. | SIZE | TYPE | LENGTH | WEIGHT |
|---|---|---|---|---|---|
| ✳ A3 | 25 | #4 | STR | 18'-9" | 313 |
| A4 | 26 | #4 | STR | 18'-9" | 326 |
| ✳ B1 | 32 | #5 | STR | 24'-2" | 807 |
| B2 | 32 | #6 | STR | 24'-8" | 1186 |
| ✳ B3 | 5 | #4 | STR | 24'-8" | 82 |
| ✳ G1 | 25 | #4 | STR | 5'-1" | 85 |
| ✳ U1 | 10 | #4 | 1 | 3'-10" | 26 |
| REINFORCING STEEL | | | | LBS. | 1512 |
| ✳ EPOXY COATED REINFORCING STEEL | | | | LBS. | 1313 |
| POUR #1 (SLAB) | | | | | 18.1 |
| POUR #2 (SIDEWALK) | | | | | 3.1 |
| CLASS AA CONCRETE | | | | C. Y. | 21.2 |

## SPLICE LENGTHS

| BAR SIZE | EPOXY COATED | UNCOATED |
|---|---|---|
| #4 | 1'-11" | 1'-7" |
| #5 | 2'-5" | 2'-0" |
| #6 | 3'-7" | 2'-5" |

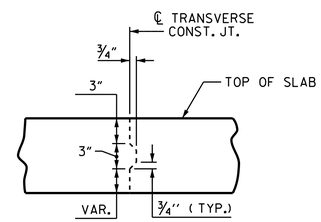


## TRANSVERSE CONSTRUCTION JOINT IN APPROACH SLAB DETAIL

NOTE: REINFORCING STEEL IN SLAB NOT SHOWN. LONGITUDINAL REINFORCING STEEL SHALL BE CONTINUOUS THRU JOINT.

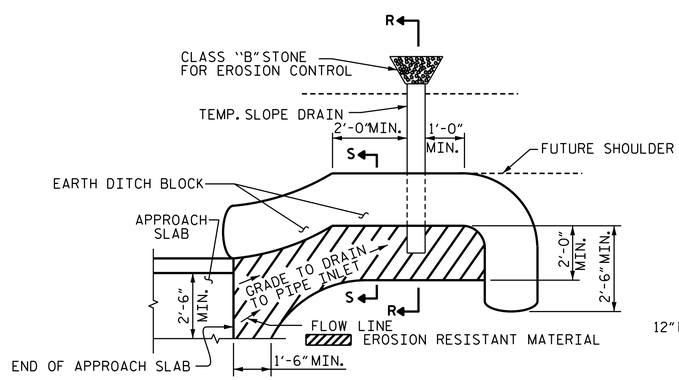


NOTE: IMMEDIATELY AFTER THE CONSTRUCTION OF THE APPROACH SLAB, THE CONTRACTOR SHALL PROVIDE TEMPORARY BERM AND SLOPE DRAIN. CONTRACTOR SHALL GRADE TO PIPE INLET AND PROVIDE EROSION RESISTANT MATERIAL AS SHOWN. THE EROSION RESISTANT MATERIAL SHALL BE EITHER 1) ASPHALT PLANT MIX, TYPE 1 OR TYPE 2, MIN. 2" DEPTH, 2) EROSION CONTROL MAT, OR 3) CONCRETE, AS DIRECTED BY THE ENGINEER. THE SLOPE DRAIN SHALL CONSIST OF A NON-PERFORATED TEMPORARY DRAINAGE PIPE, 12 INCHES IN DIAMETER.

PLAN VIEW

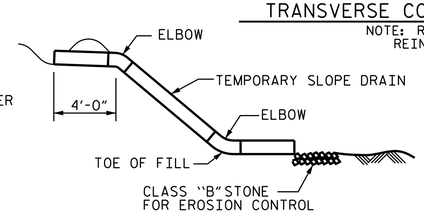


SECTION R-R

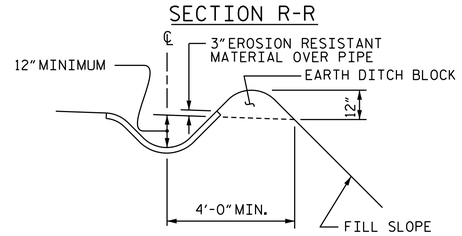


SECTION S-S

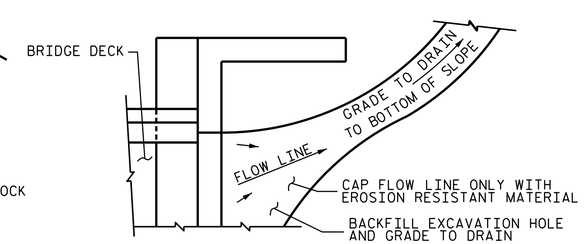


NOTE: IF THE APPROACH SLAB IS NOT CONSTRUCTED IMMEDIATELY AFTER THE BACKFILLING OF THE END BENT EXCAVATION, GRADE TO DRAIN TO THE BOTTOM OF THE SLOPE AND PROVIDE EROSION RESISTANT MATERIAL, SUCH AS FIBERGLASS ROVING OR AS DIRECTED BY THE ENGINEER TO PREVENT SOIL EROSION AND TO PROTECT THE AREA ADJACENT TO THE STRUCTURE. THE CONTRACTOR WILL BE REQUIRED TO REMOVE THESE MATERIALS PRIOR TO CONSTRUCTION OF THE APPROACH SLAB.

TEMPORARY DRAINAGE DETAIL

## TEMPORARY BERM AND SLOPE DRAIN DETAILS

(TO BE USED WHEN SHOULDER BERM GUTTER IS REQUIRED)

PROJECT NO. B-4654

WAKE COUNTY

STATION: 22+71.80 -L-

AECOM
AECOM TECHNICAL SERVICES OF NC, INC.
5438 WADE PARK BOULEVARD, SUITE 200
RALEIGH, NC 27607
(919) 854-6200 www.aecom.com
AECOM License No. F-0342

NORTH CAROLINA PROFESSIONAL SEAL 030474 ENGINEER JOHN C. MORRISON

DocuSigned by: John C. Morrison
9F23075CFC91480...
9/7/2023

STATE OF NORTH CAROLINA
DEPARTMENT OF TRANSPORTATION
RALEIGH

BRIDGE APPROACH SLAB

| REVISIONS | | | | | | | SHEET NO. |
|---|---|---|---|---|---|---|---|
| NO. | BY: | DATE: | NO. | BY: | DATE: | | S-48 |
| 1 | | | 3 | | | | TOTAL SHEETS |
| 2 | | | 4 | | | | 49 |

| | | | |
|---|---|---|---|
| DRAWN BY : | K. MUENCH | DATE : | 05/2022 |
| CHECKED BY : | J.C. MORRISON | DATE : | 05/2022 |
| DESIGNED BY : | D. RITACCO | DATE : | 05/2022 |
| DESIGN CHECKED BY : | J.C. MORRISON | DATE : | 05/2022 |

DOCUMENT NOT CONSIDERED FINAL UNLESS ALL SIGNATURES COMPLETED

STD. NO. BAS2

DATE: 9/7/2023
TIME: 11:04:10 AM
USER: cpterm
DGN: Z:\Raleigh-US\RAL3\Legacy\Projects\60436195-B-4654\800_Work\910_CADD_NCDOT_TIP\Structures\04 Drawings\2022 Updates\400_95_548_B4654_SMU_AS2.dgn