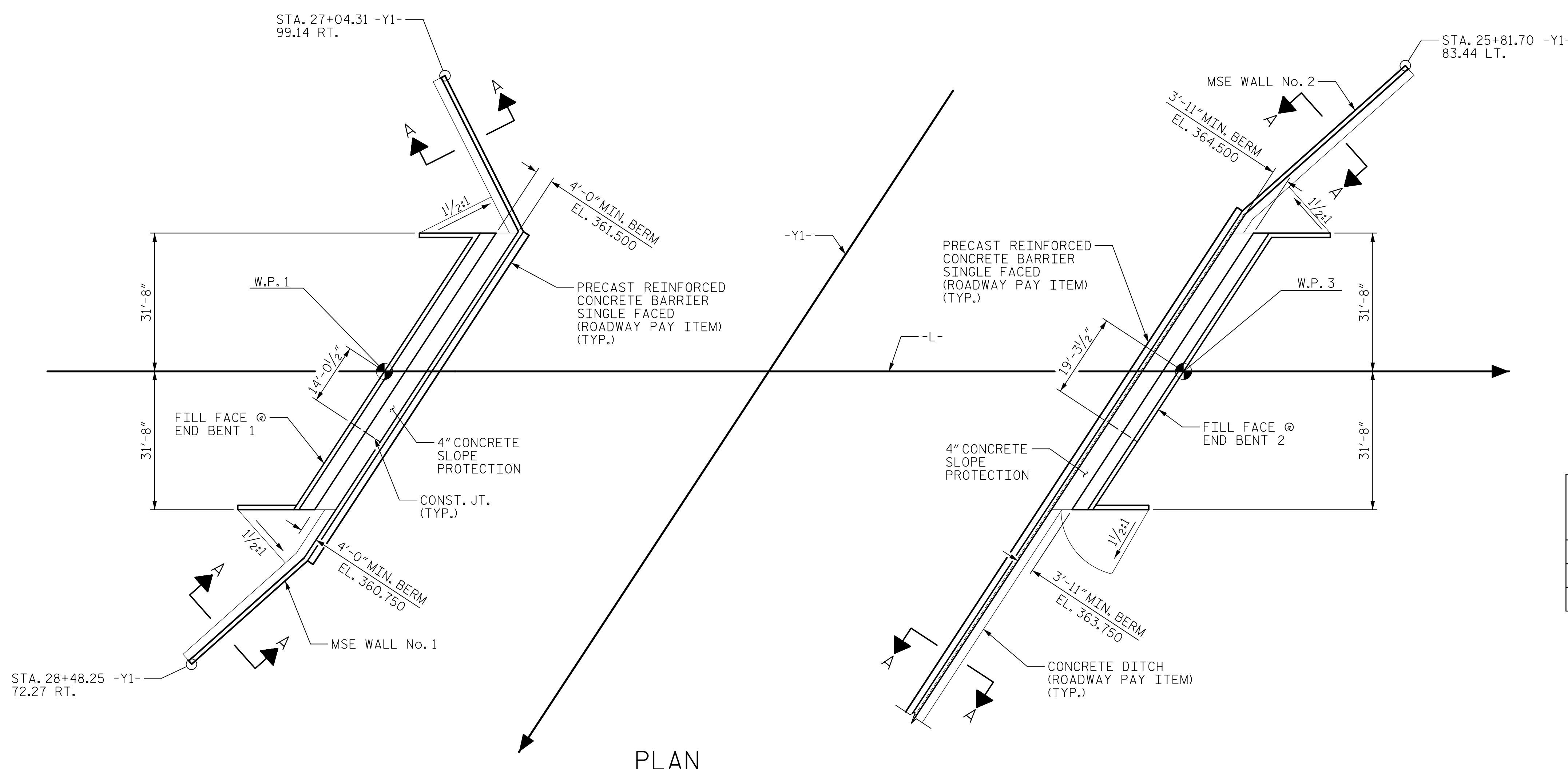


DATE: 1/19/2023
TIME: 10:55:59 AM

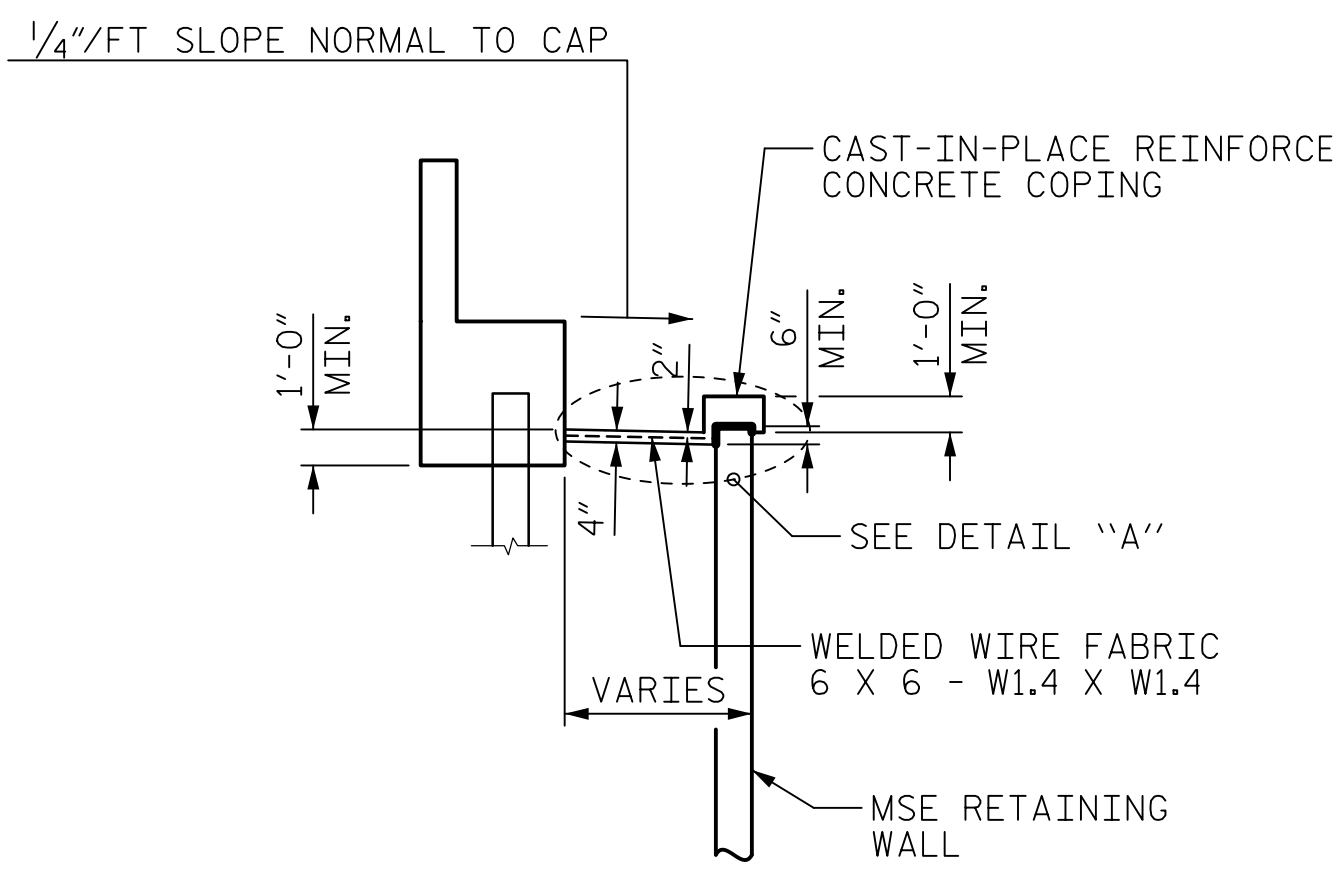
USER: rreusch
DN: /c=us/e=me@raleigh-usral3\uggoay\projects\60436195-B-465A-900\l\w\k\910\c\ad\yo\ncdot\tp\structures\04\Drawings\2022\Updates\400_sl_s46_B465A_SMU_SFI.dgn



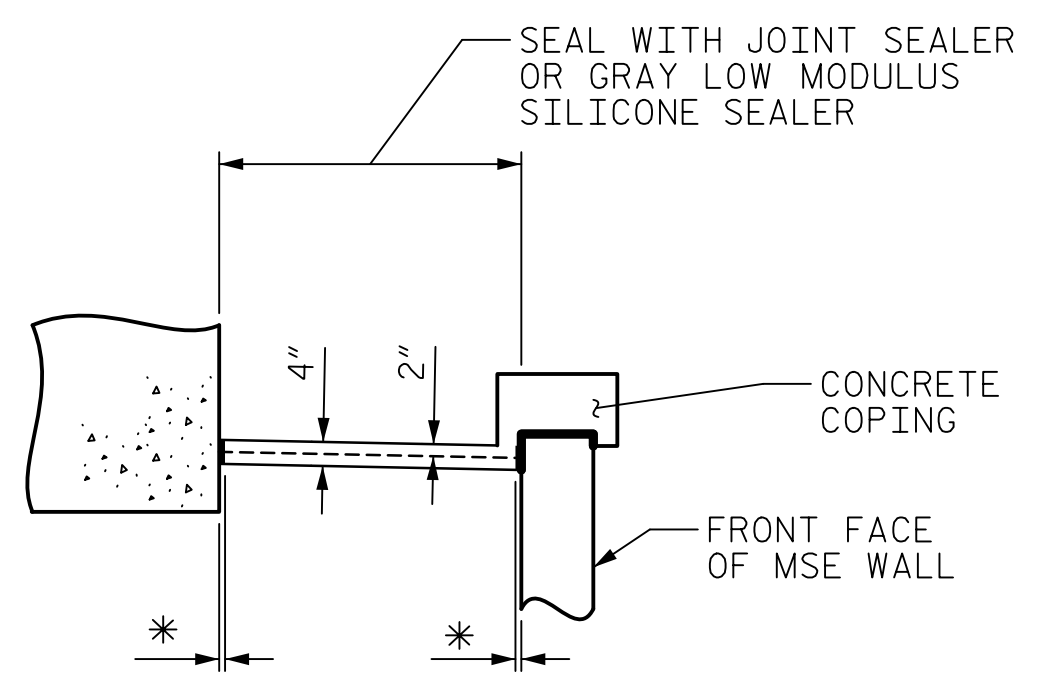
NOTES:
SLOPE PROTECTION SHALL BE PLACES UNDER THE ENDS OF THE BRIDGE AS SHOWN IN THE DETAILS. MEASUREMENT AND PAYMENT SHALL BE AS PRESCRIBED IN SECTION 462 OF THE STANDARD SPECIFICATIONS
SLOPE PROTECTION SHALL CONSIST OF 4"POURED-IN-PLACE CONCRETE PAVING AS SHOWN IN THE DETAILS ON THIS SHEET. CONCRETE SHALL BE CLASS "B". THE CONCRETE SURFACE SHALL BE FINISHED TO THE SATISFACTION OF THE ENGINEER. WELDED WIRE FABRIC REINFORCING SHALL BE 6 X 6 - W1.4 X W1.4, 20" WIDE. THE COST OF THE WELDED WIRE FABRIC SHALL BE INCLUDED IN THE CONTRACT UNIT PRICE BID PER SQUARE YARD FOR SLOPE PROTECTION.

BRIDGE @ STA. 22+71.80 -L-	4" SLOPE PROTECTION	WELDED WIRE FABRIC 60 INCHES WIDE
	SQUARE YARDS	APPROX. L.F.
END BENT 1	61.2	136
END BENT 2	57.0	124
TOTAL	118.2	260

PLAN

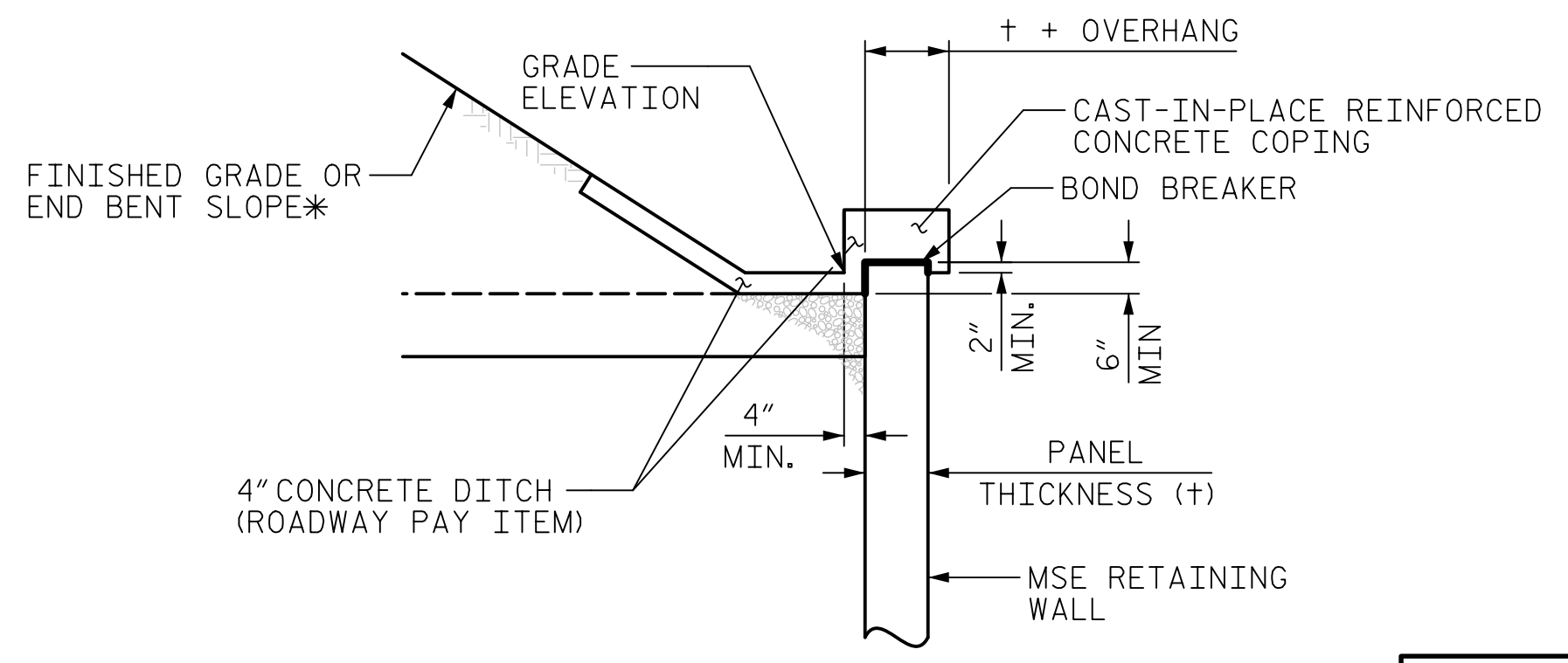


SECTION ALONG C ROADWAY



* 1" EXP. JT. MAT'L.
(PLACE DEBONDING TAPE ON TOP OF EXP. JT. MAT'L.)

DETAIL "A"



SECTION A-A

PROJECT NO. B-4654
WAKE COUNTY
STATION: 22+71.80 -L-



STATE OF NORTH CAROLINA
DEPARTMENT OF TRANSPORTATION
RALEIGH
GENERAL DRAWING
SLOPE PROTECTION
DETAILS

DRAWN BY : T.B. STUMP DATE : 01/2019
CHECKED BY : J.C. MORRISON DATE : 01/2019
DESIGNED BY : T.B. STUMP DATE : 01/2019
DESIGN CHECKED BY : J.C. MORRISON DATE : 01/2019

DOCUMENT NOT CONSIDERED
FINAL UNLESS ALL
SIGNATURES COMPLETED

REVISIONS						SHEET NO.
NO.	BY:	DATE:	NO.	BY:	DATE:	S-46
1			3			TOTAL SHEETS
2			4			49