


150 140 130 120 110 100 90 80 70 60 50 40 30 20 10 0 10 20 30 40 50 60 70 80 90 100 110 120 130 140 150

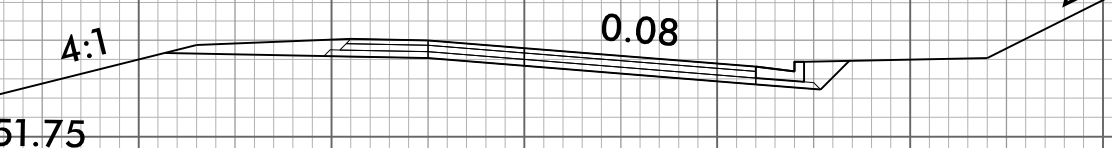
END CONSTRUCTION -LPB- 15 + 93.39

SEE -RPB- CROSS  
SECTION STA. 13 + 00.00  
1359.94

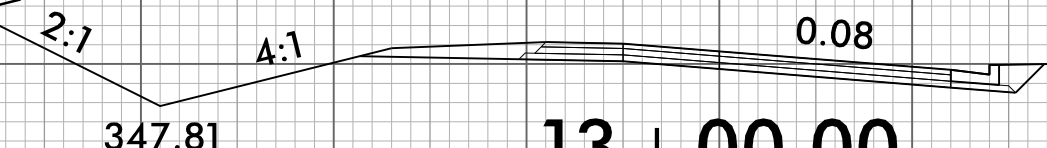


14 + 00.00

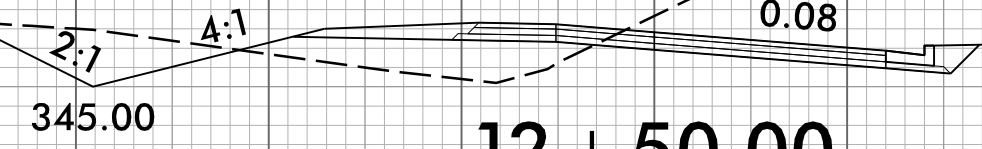
SEE -RPB- CROSS  
SECTION STA. 12 + 50.00



13 + 50.00



13 + 00.00



12 + 50.00

BEGIN CONSTRUCTION -LPB- 10 + 00.00

-LPB-

150 140 130 120 110 100 90 80 70 60 50 40 30 20 10 0 10 20 30 40 50 60 70 80 90 100 110 120 130 140 150