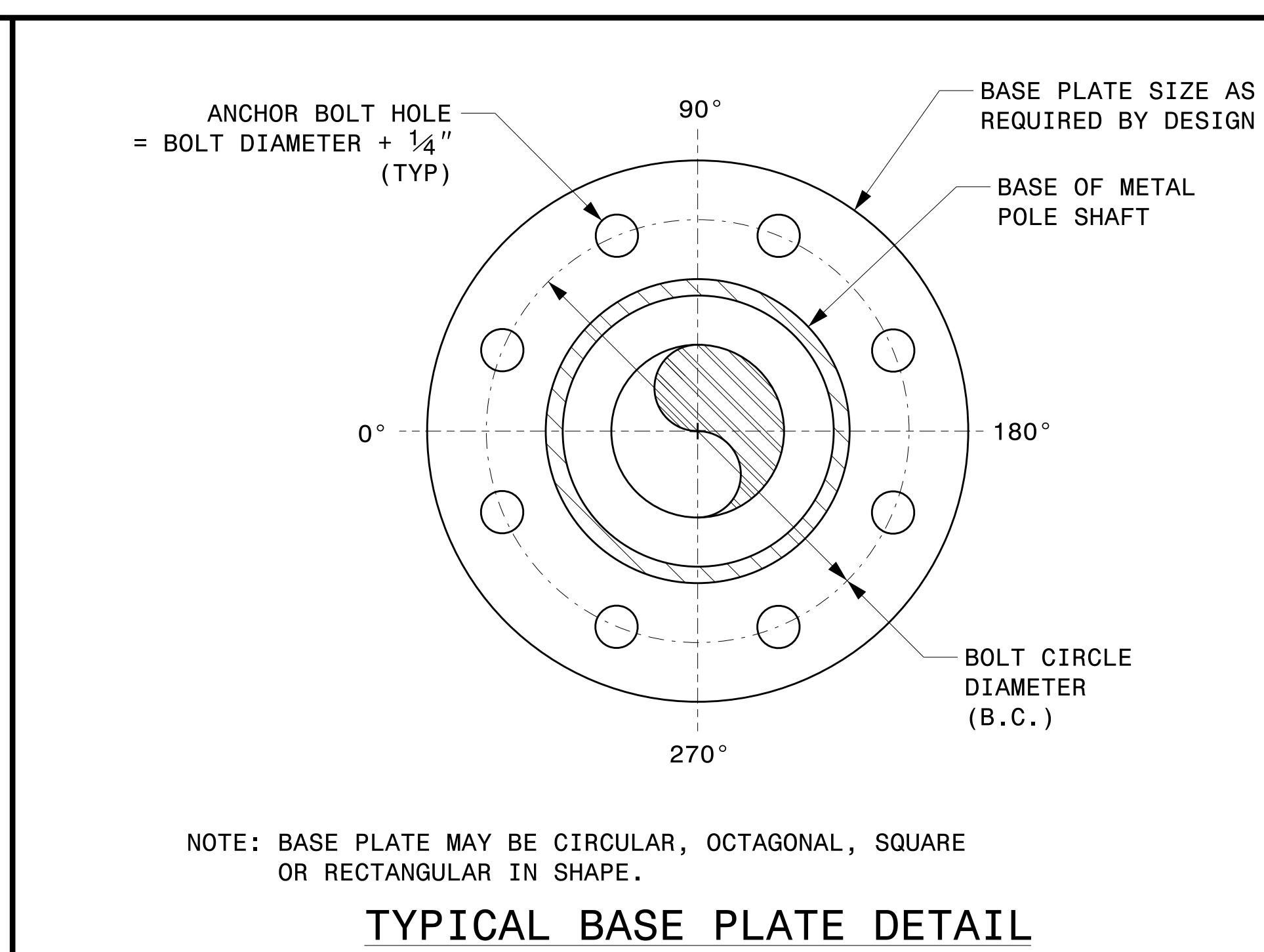
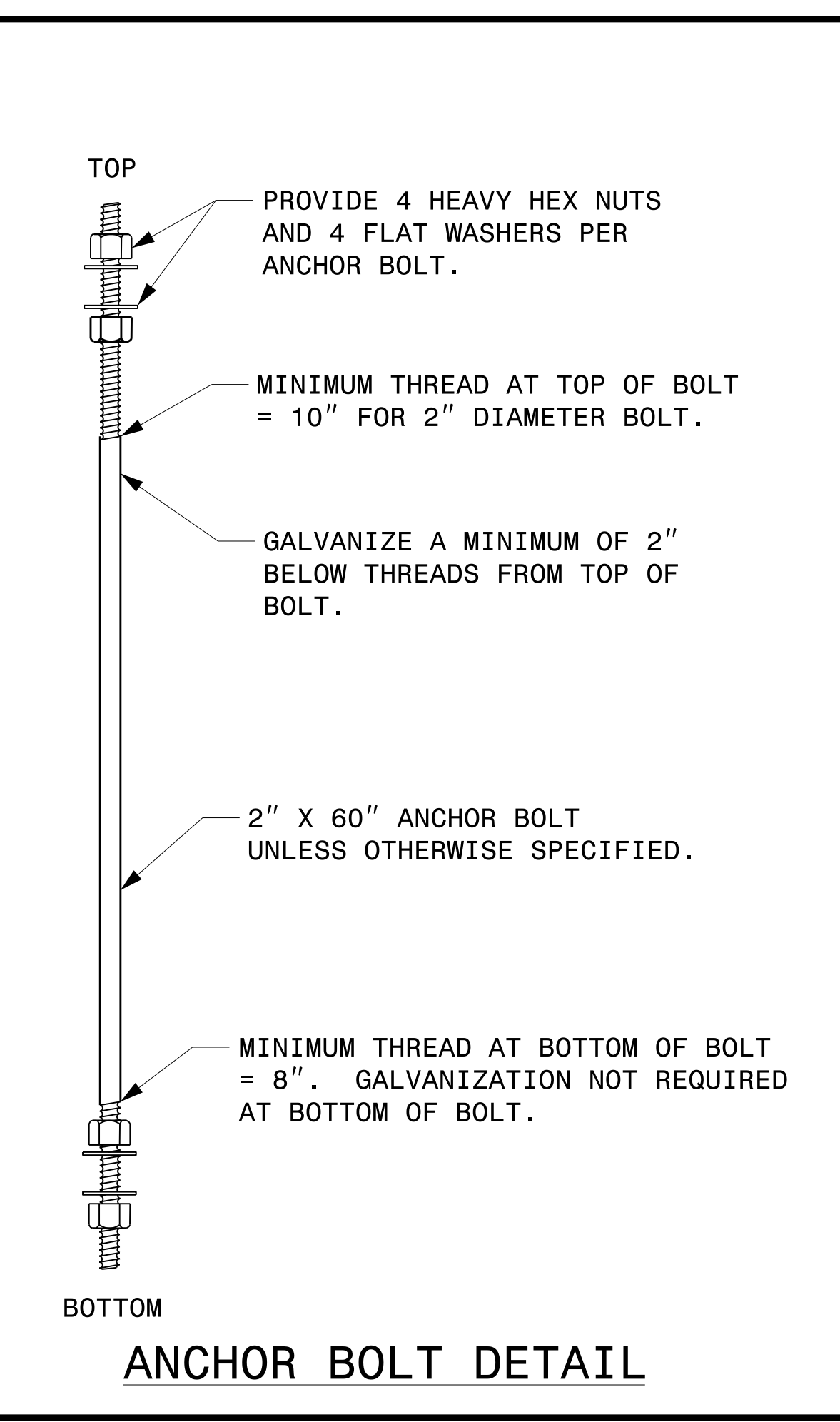
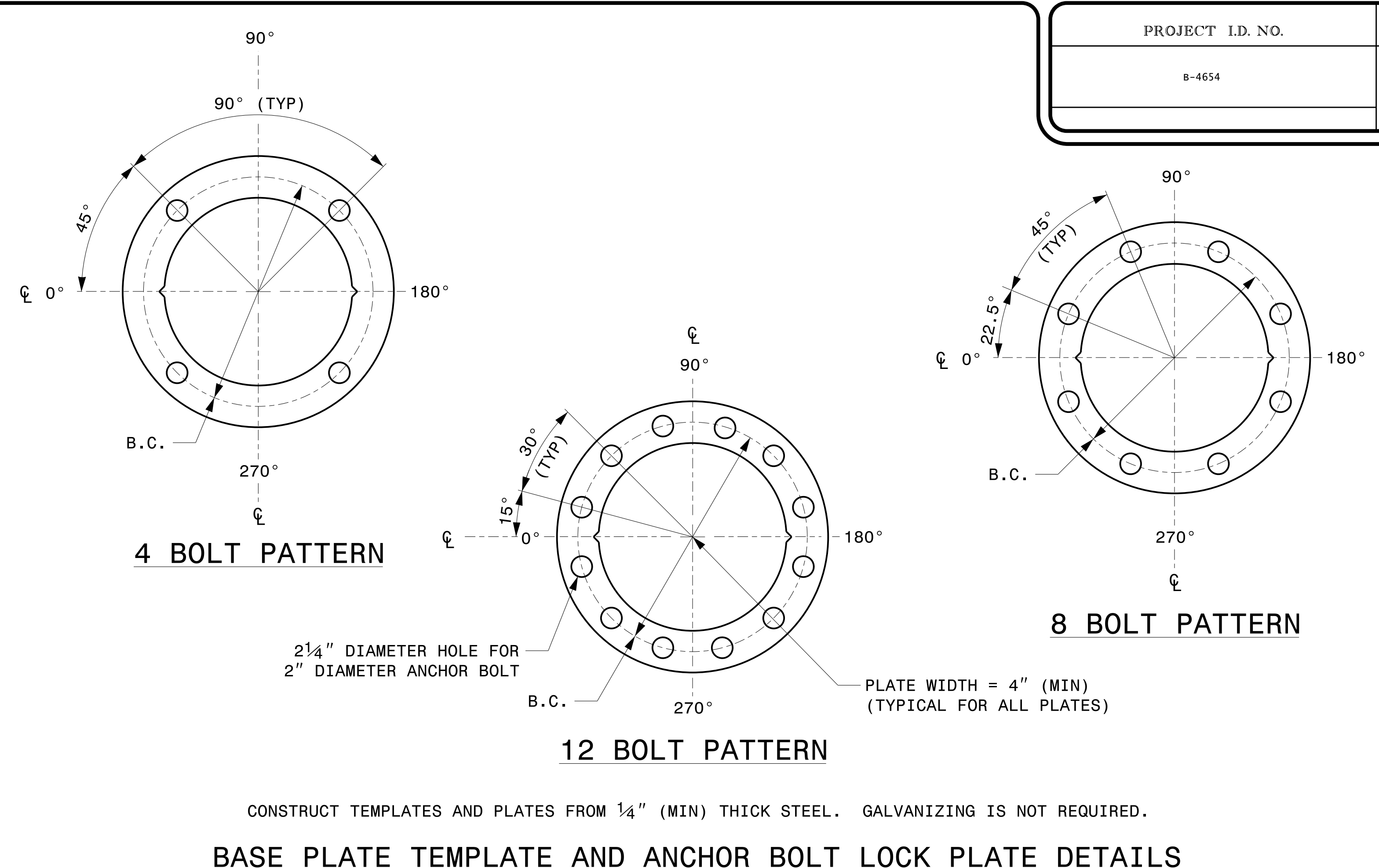


MFG _____ MFG. DATE: MM/YY	MFG _____ MFG. DATE: MM/YY
SHAFT D/T/L/Y	SECTION D/T/L/Y
ARM-A D/T/L/Y	NCDOT SIG. INV. NO.
ARM-B D/T/L/Y	NCDOT POLE NO.
A.B. DIA./B.C./L/Y	ARM I.D. TAG (PROVIDE ON EACH SECTION OF A MULTI-SECTION MAST ARM)
NCDOT SIG. INV. NO.	
NCDOT POLE NO.	

SHAFT I.D. TAG  
(PROVIDE ON SHAFT OF STRAIN POLES AND MAST ARM POLE SHAFT)

- NOTES:**
- D = DIAMETER, T = THICKNESS, L = LENGTH, Y = YIELD STRENGTH
  - A.B. = ANCHOR BOLT
  - B.C. = BOLT CIRCLE OF ANCHOR BOLTS
  - IF STANDARD DESIGN, INCLUDE CASE NUMBER IN ADDITION TO POLE NUMBER ON "NCDOT POLE NO." LINE.
  - SIGNAL INV. NUMBER AND POLE I.D. NUMBER. SEE DRAWING M3 AND M4 FOR MOUNTING POSITIONS OF I.D. TAGS.
- IDENTIFICATION TAG DETAILS**



<p>750 N. Greenfield Pkwy, Garner, NC 27529</p>	<p>Typical Fabrication Details For All Metal Poles</p>		<p>SEAL</p> <p>DocuSigned by: <b>Kevin Durigon</b> SIGNATURE</p>					
	<p>PLAN DATE: SEPTEMBER 2023 DESIGNED BY: C.F. ANDREWS</p> <p>PREPARED BY: K.C. DURIGON REVIEWED BY: D.C. SARKAR</p>	<table border="1"> <tr> <th>REVISIONS</th> <th>INIT.</th> <th>DATE</th> </tr> <tr> <td> </td> <td> </td> <td> </td> </tr> </table>		REVISIONS	INIT.	DATE		
REVISIONS	INIT.	DATE						

**Fabrication Details – All Metal Poles**

08\_dpt\_2023\_10.dwg  
S:\1554\155415\_Signal\Signal Design\_Section\Structures\Drawings\2024\_Metal Pole STD Drawings For\_LRFD\2024\_Sig.M2\_Std\_Fabrication\_Details-All\_Poles.dgn  
Kedar.Figon