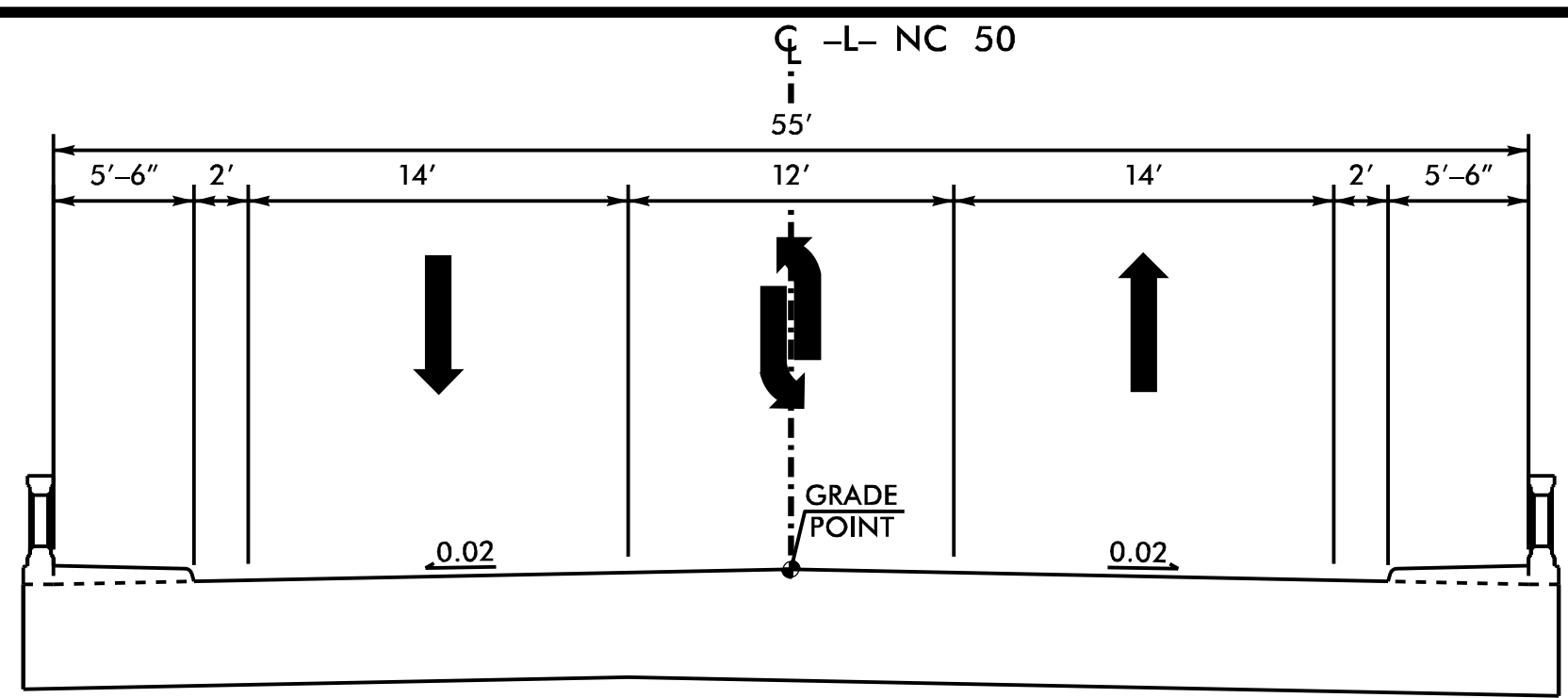
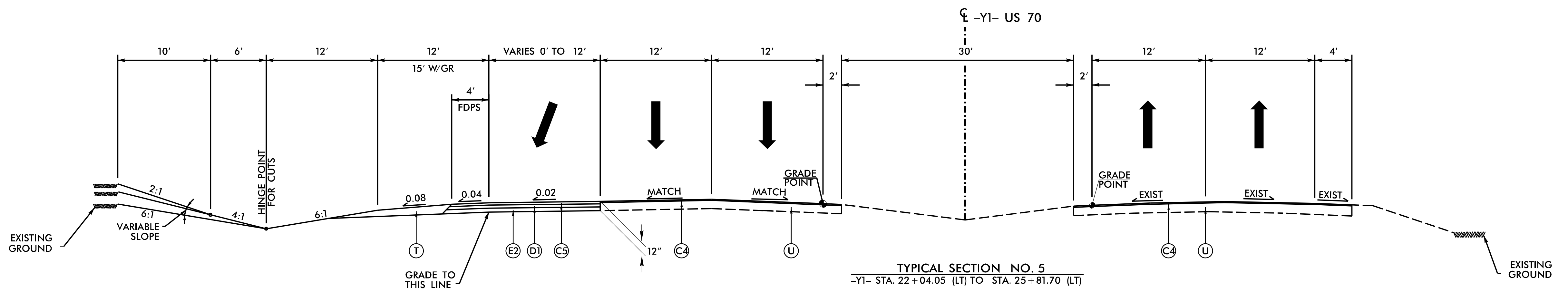


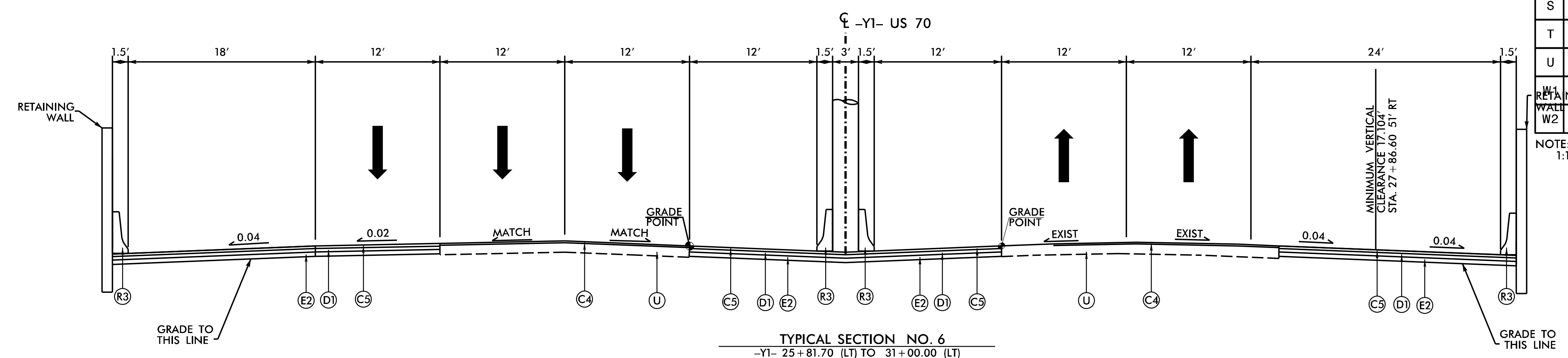
6/12/2024
 L:\Legacy\Projects\60436195-B-4654\9000_Work\9100_CAD\70_NCDOT_TIP\Roadway\Prj\04654\9000_rdy_ttyp.dgn
 3/11/2024
 L:\Legacy\Projects\60436195-B-4654\9000_Work\9100_CAD\70_NCDOT_TIP\Roadway\Prj\04654\9000_rdy_ttyp.dgn



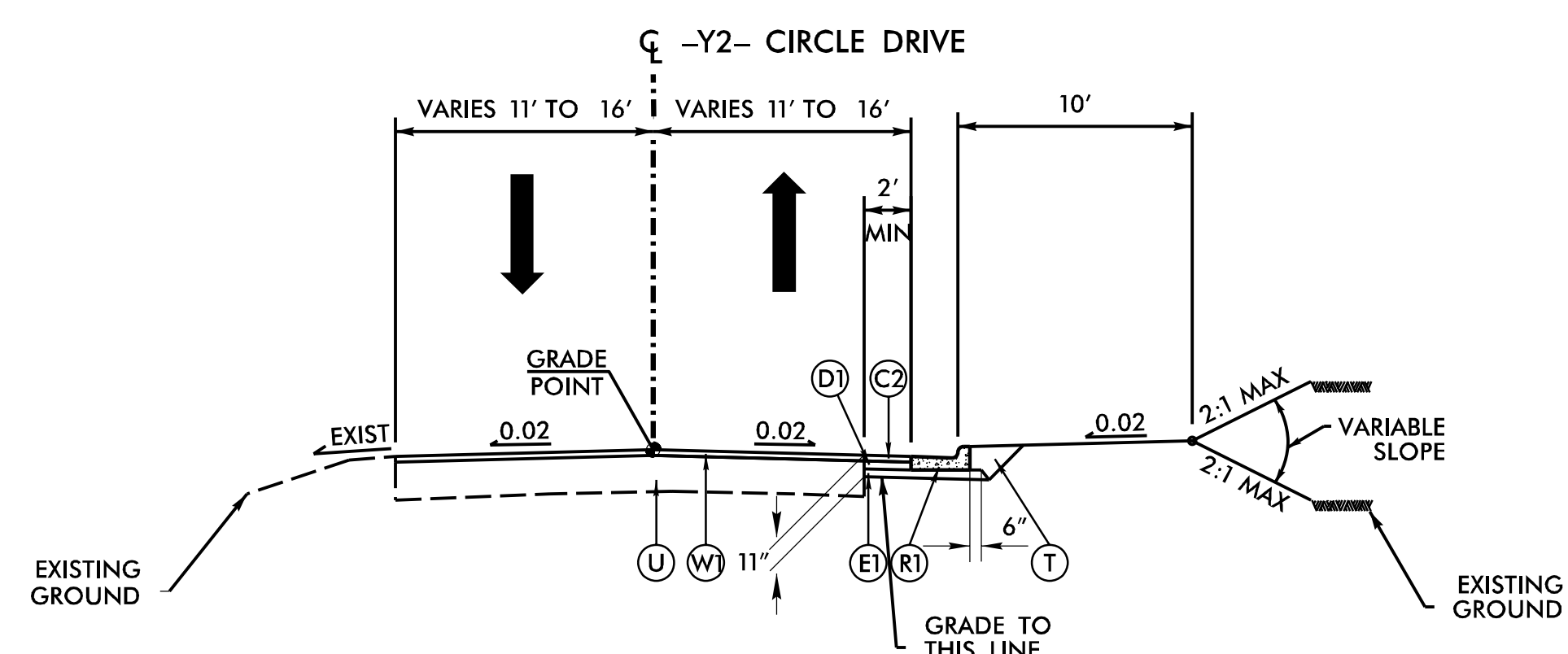
TYPICAL SECTION NO. 4
 -L- STA. 21+83.80 (BEGIN BRIDGE) TO STA. 23+66.80 (END BRIDGE)



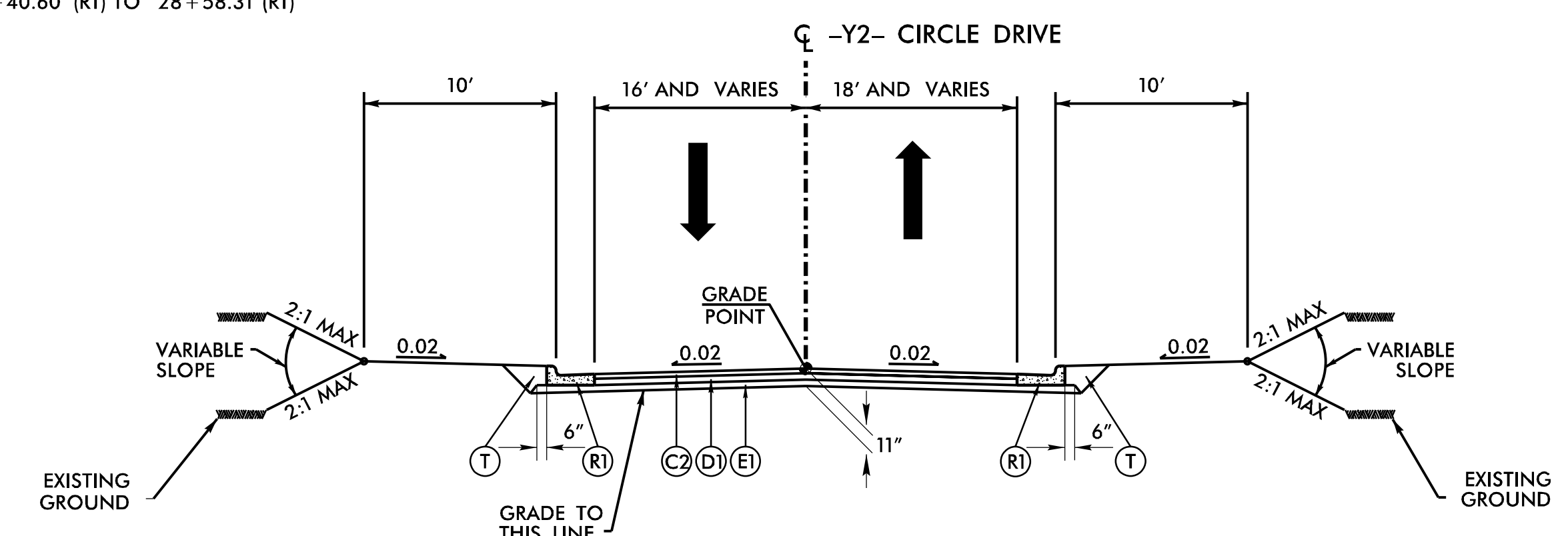
TYPICAL SECTION NO. 5
 -Y1- STA. 22+04.05 (LT) TO STA. 25+81.70 (LT)



TYPICAL SECTION NO. 6
 -Y1- 25+81.70 (LT) TO 31+00.00 (LT)
 -Y1- 26+64.60 (MED) TO 27+75.86 (MED)
 -Y1- 26+40.60 (RT) TO 28+58.31 (RT)



TYPICAL SECTION NO. 7
 -Y2- STA. 11+45.00 TO STA. 12+20.00



TYPICAL SECTION NO. 8
 -Y2- STA. 12+20.00 TO STA. 12+79.34

PROJECT REFERENCE NO. B-4654	SHEET NO. 2A-2
ROADWAY DESIGN ENGINEER 3/11/2024 NORTH CAROLINA PROFESSIONAL SEAL 049634 MOHAMMED FAHIMA	PAVEMENT DESIGN ENGINEER 3/11/2024 NORTH CAROLINA PROFESSIONAL SEAL 038176 SHUO ZHANG
Prepared in the Office of: AECOM	
NC FIRM LICENSE No F-0342 5483 Hope Park Blvd, Suite 200 Raleigh, NC 27603 (919) 460-0000	
DOCUMENT NOT CONSIDERED FINAL UNLESS ALL SIGNATURES COMPLETED	

A1	6" CONC. TRUCK APRON W/WIRE
C1	1.5" S9.5B
C2	3.0" S9.5B
C3	VAR. S9.5B
C4	1.5" S9.5C
C5	3.0" S9.5C
C6	VAR. S9.5C
D1	4.0" I19.0C
D2	VAR. I19.0C
E1	4.0" B25.0C
E2	5.0" B25.0C
E3	VAR. B25.0C
J1	4" ABC
R1	2'-6" C&G
R2	1'-6" C&G
R3	CONC. BARRIER
S	4" CONC. SDWLK.
T	EARTH MATERIAL
U	EXIST. PVMNT.
W1	WEDGE DET. NO. 1
W2	WEDGE DET. NO. 2

NOTE: PAVEMENT EDGE SLOPES ARE 1:1 UNLESS SHOWN OTHERWISE