

STATE OF NORTH CAROLINA  
DEPARTMENT OF TRANSPORTATION


PAVEMENT MARKING PLAN  
SURRY COUNTY

TIP NO.	SHEET NO.
B-5527	PMP-1

APPROVED: \_\_\_\_\_  
DATE: \_\_\_\_\_

SEAL

2/20/2024



DocuSigned by:  
*Jason T. Gaddy*  
BAE5D6440B486

**DOCUMENT NOT CONSIDERED FINAL  
UNLESS ALL SIGNATURES COMPLETED**



A. MORTON THOMAS AND ASSOCIATES, INC.  
900 RIDGEFIELD DRIVE, SUITE 335 • RALEIGH, NC 27609  
(919) 855-9989 • NC LICENSE NO. F-1049  
WWW.AMTENGINEERING.COM



RELEASED FOR CONSTRUCTION

**INDEX**

SHEET NO.	DESCRIPTION
PMP-1	PAVEMENT MARKING PLAN TITLE AND SCHEDULE SHEET
PMP-2 THRU 3	PAVEMENT MARKING PLANS

**GENERAL NOTES**

THE FOLLOWING GENERAL NOTES APPLY AT ALL TIMES FOR THE DURATION OF THE CONSTRUCTION PROJECT, EXCEPT WHEN OTHERWISE NOTED IN THE PLAN, OR DIRECTED BY THE ENGINEER.

A) INSTALL PAVEMENT MARKINGS AND PAVEMENT MARKERS ON THE FINAL SURFACE AS FOLLOWS:

ROAD NAME	MARKING	MARKER
US 52	POLYUREA	SNOWPLOWABLE

B) TIE PROPOSED PAVEMENT MARKING LINES TO EXISTING PAVEMENT MARKING LINES.

C) REMOVE/REPLACE ANY CONFLICTING/DAMAGED PAVEMENT MARKINGS AND MARKERS.


D) REMOVE ALL RESIDUE AND SURFACE LAITANCE BY ACCEPTABLE METHODS ON CONCRETE BRIDGE DECKS PRIOR TO PLACING PERMANENT RAISED MARKERS PAVEMENT MARKING MATERIAL.

**ROADWAY STANDARD DRAWING**


THE FOLLOWING ROADWAY STANDARDS AS APPEAR IN "ROADWAY STANDARD DRAWINGS" - PROJECT SERVICES UNIT - N.C. DEPARTMENT OF TRANSPORTATION - RALEIGH, N.C., DATED JANUARY 2024 ARE APPLICABLE TO THIS PROJECT AND BY REFERENCE HEREBY ARE CONSIDERED A PART OF THESE PLANS:

STD. NO.	TITLE
1205.01	PAVEMENT MARKINGS - LINE TYPES AND OFFSETS
1205.02	PAVEMENT MARKINGS - TWO-LANE AND MULTILANE ROADWAYS
1205.03	PAVEMENT MARKINGS - EXIT AND ENTRANCE RAMP
1205.12	PAVEMENT MARKINGS - BRIDGES
1250.01	RAISED PAVEMENT MARKERS - INSTALLATION SPACING
1251.01	RAISED PAVEMENT MARKERS - PERMANENT AND TEMPORARY
1253.01	RAISED PAVEMENT MARKERS - SNOWPLOWABLE
1261.01	GUARDRAIL AND BARRIER DELINEATORS - INSTALLATION SPACING
1261.02	GUARDRAIL AND BARRIER DELINEATORS - TYPES AND MOUNTING
1262.01	GUARDRAIL END DELINEATION

**PLAN PREPARED BY: AMT**

<u>JASON T. GADDY, PE</u> PROJECT MANAGER	 <p>A. MORTON THOMAS AND ASSOCIATES, INC. 900 RIDGEFIELD DRIVE, SUITE 335 • RALEIGH, NC 27609 (919) 855-9989 • NC LICENSE NO. F-1049 WWW.AMTENGINEERING.COM</p>
<u>JP HAINLINE, EI</u> PROJECT DESIGN ENGINEER	

**PLAN SUBMITTED TO:**

<u>DANIEL R. ADAMS, PE</u> DIVISION TRAFFIC ENGINEER	
<u>IVAN H. DISHMAN, PE</u> DIVISION CONSTRUCTION ENGINEER	

2/20/2024 2:14:14 PM X:\Raleigh\114-783.0050 - B-5527 CE Update\05-CAD\B5527-Traffic\Signing\CADD\B5527-TMP\_PMP01.dgn