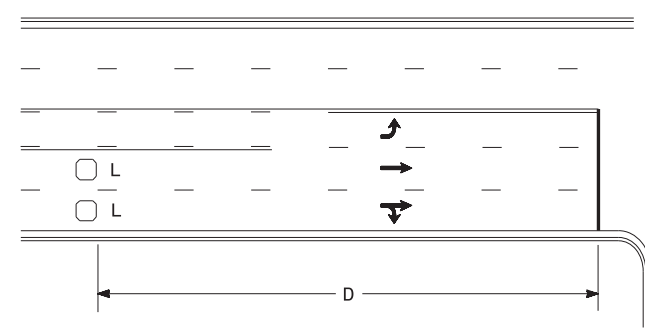


High Speed Detection (≥40 mph)

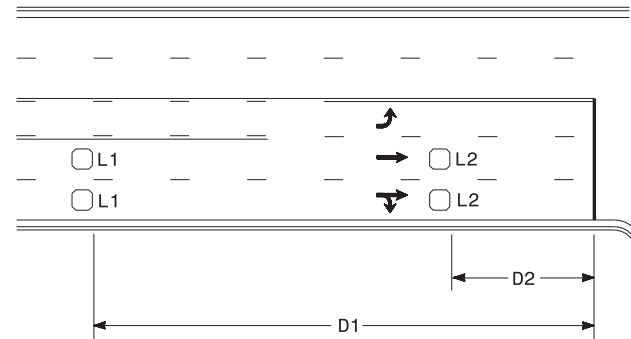


Speed Limit mph	D ft
40	250
45	300
50	355
55	420

L = 6ft X 6ft
Wired separately

Volume Density Operation

OR

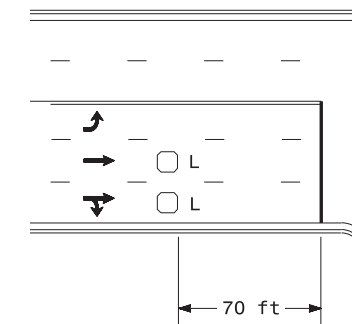


Speed Limit mph	D1 ft	D2 ft
40	250	80
45	300	90
50	355	100
55	420	110

L1 = 6ft X 6ft
Wired in series
L2 = 6ft X 6ft
Wired in series

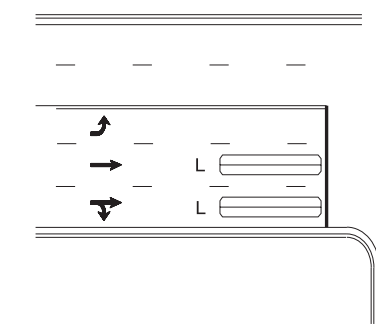
"Stretch" Operation

Low Speed Detection (≤35 mph)



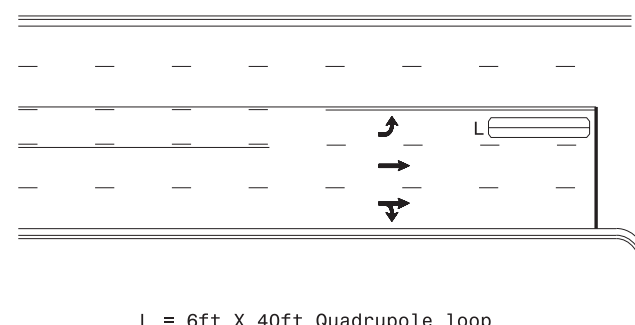
L = 6ft X 6ft
Wired in series

OR



L = 6ft X 40ft
Quadrupole loop, wired separately

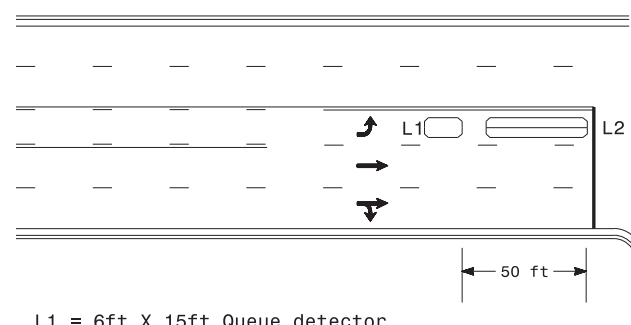
Left Turn Lane Detection



L = 6ft X 40ft Quadrupole loop

Presence Loop Detection

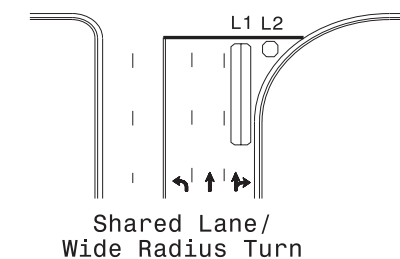
OR



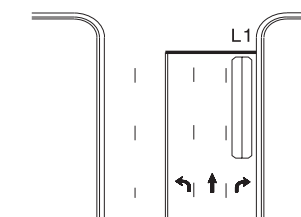
L1 = 6ft X 15ft Queue detector
L2 = 6ft X 40ft Quadrupole loop

Queue Loop Detection

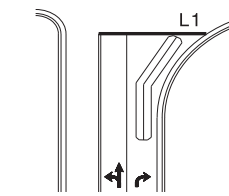
Right Turn Lane Detection



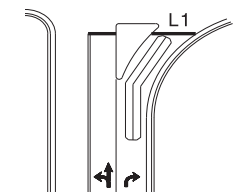
L1 = 6ft X 40ft Quadrupole loop
L2 = 6ft X 6ft [Minimum] Presence loop
Wired separately



Standard Turn

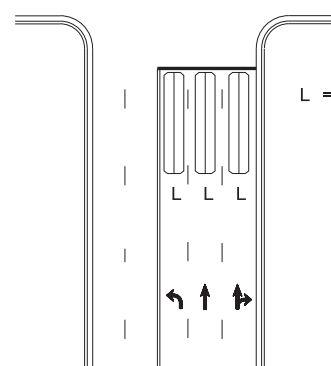


Wide Radius Turn



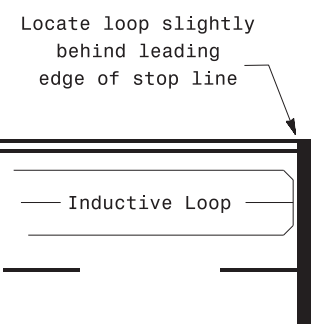
Channelized Turn

Side Street Detection



L = 6ft X 40ft
Quadrupole loop
Wired to separate
detectors/channels

Presence Loop Placement at Stop Lines



Note:
Loop may be located in advance of stop line under any of the following conditions:
1) stop line is greater than 15' from edge of intersecting roadway
2) loop detects a permissive or protected/permissive left turn
3) for an exclusive right turn lane

Recommended Number of Turns

Single 6' X 6' loop
(when wired separately):

Length of Lead-in ft	Number of Turns
< 250	3
250-375	4
375-525	5
> 525	6

Quadrupole loops: Use 2-4-2 turns

6' X 15' Loops:
Lead-in < 150', use 2 turns
Lead-in > 150', use 3 turns

750 N. Greenfield Pkwy, Garner, NC 27529

Prepared In the Offices of:

TRANSPORTATION MOBILITY AND SAFETY DIVISION
STATE OF NORTH CAROLINA
SIGNAL DESIGN SECTION

SEAL
NORTH CAROLINA
PROFESSIONAL ENGINEER
029904
JASON P. GALLOWAY

Typical Signal Loop Locations	
PLAN DATE: September 2020	REVIEWED BY: JPG
PREPARED BY: PLA	REVIEWED BY:
SCALE: N/A	REVISIONS: INIT. DATE

9/8/2020
DATE
SIG. INVENTORY NO.