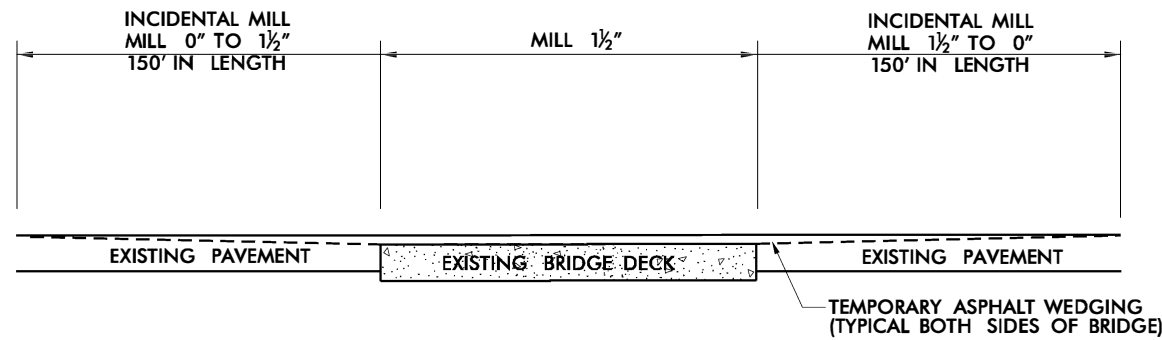
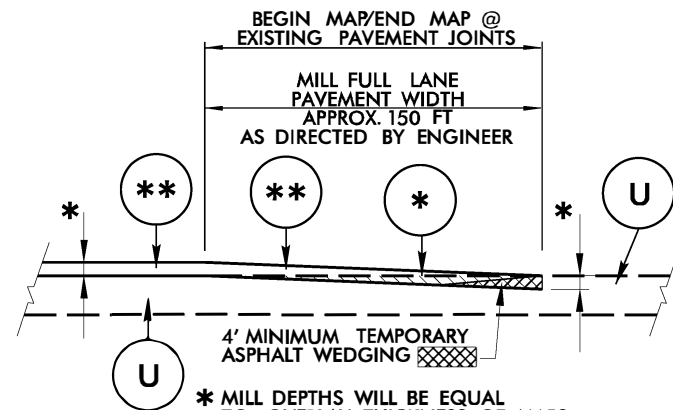


**INCIDENTAL MILLING
BRIDGE APPROACHES**
(SEE BRIDGE DATA SHEET)



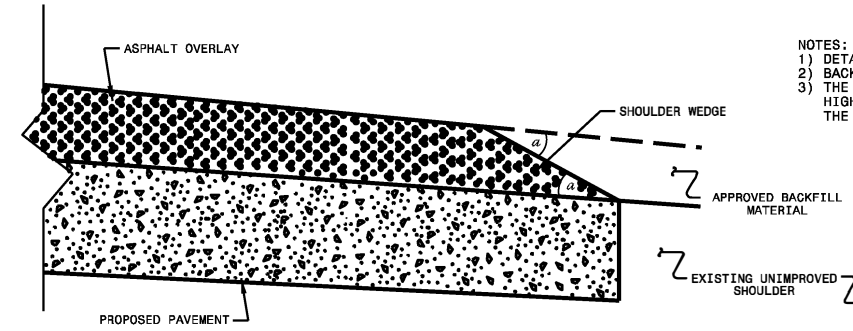
**INCIDENTAL MILLING
BRIDGE APPROACHES**
(SEE BRIDGE DATA SHEET)



- * MILL DEPTHS WILL BE EQUAL TO OVERLAY THICKNESS OF MAPS SEE TYPICALS AND BRIDGE DATA SHEETS
- ** MILL SR. Y-LINES APPROX. 50' AS DIRECTED BY ENGINEER
- *** SEE TYPICALS FOR MIX TYPE

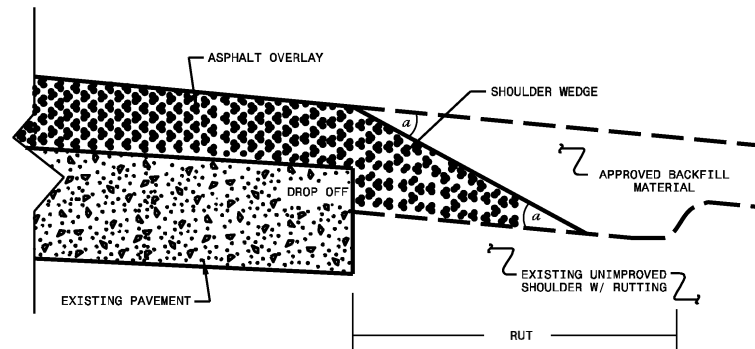
INCIDENTAL TIE-IN MILLING DETAIL

*** NOTE: MILL AND PAVE UP TO R x R ROW***

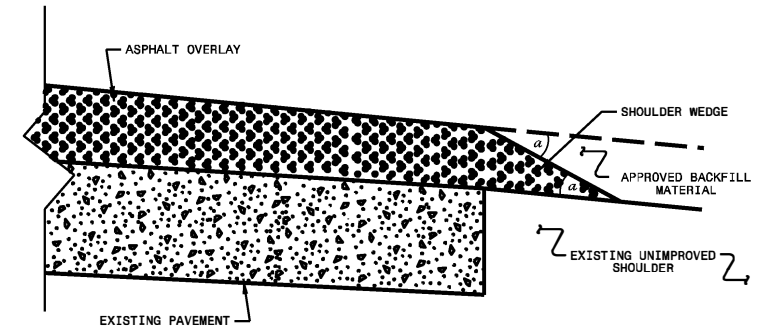


SHOULDER WEDGE DETAIL
(Resurfacing Projects w/ Widening or with Existing Paved Shoulder having no dropoffs)

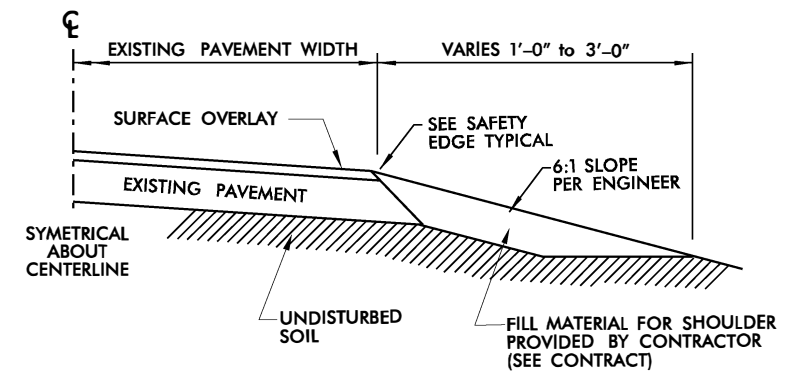
- NOTES:
- 1) DETAIL DOES NOT APPLY TO OGAFG AND ULTRA-THIN BONDED WEARING COURSE.
- 2) BACKFILL SHOULDER WITH APPROVED MATERIAL.
- 3) THE SHOULDER WEDGE DEVICE MAY BE DISENGAGED AT PAVED DRIVEWAYS AND SIDE STREETS, HIGH SHOULDERS, AND OTHER LOCATIONS NOT FEASIBLE TO CONSTRUCT AS DIRECTED BY THE ENGINEER.



SHOULDER WEDGE DETAIL
(Resurfacing Adjacent to Rutted Shoulder)



SHOULDER WEDGE DETAIL
(Resurfacing Projects w/ NO Widening)



SHOULDER RECONSTRUCTION