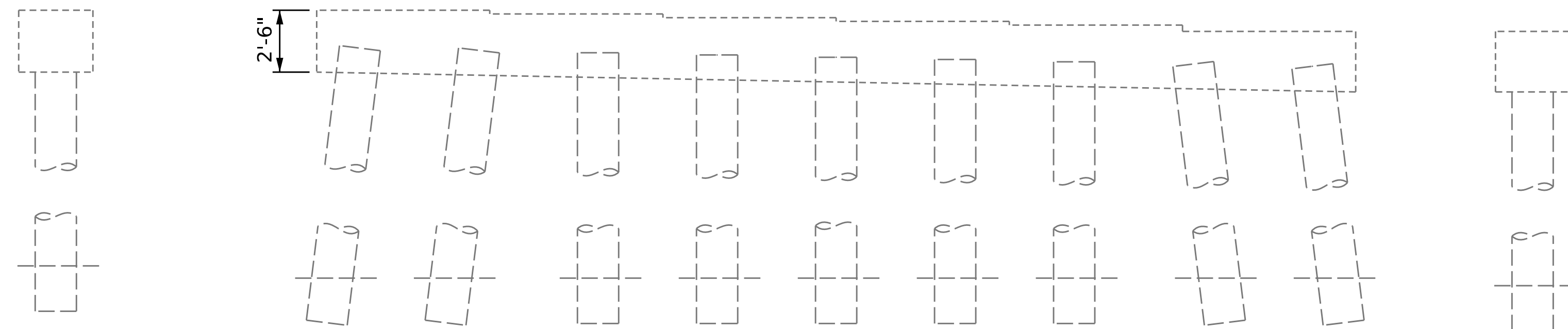


PLAN
BOTTOM OF CAP

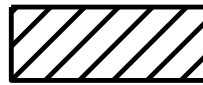




END VIEW
SOUTH SIDE

END VIEW
NORTH SIDE

ELEVATION
EAST FACE
(LOOKING WEST)

REPAIR KEY

-  SHOTCRETE REPAIR AREA
-  CONCRETE REPAIR AREA
-  EPOXY RESIN INJECTION

SUBSTRUCTURE REPAIR QUANTITY TABLE

REPAIRS - BENT 2	QUANTITIES			
	ESTIMATE		ACTUAL	
SHOTCRETE REPAIRS	AREA SF	VOLUME CF	AREA SF	VOLUME CF
CAP	0	0		
COLUMN	0	0		
CONCRETE REPAIRS	AREA SF	VOLUME CF	AREA SF	VOLUME CF
CAP	0	0		
COLUMN	0	0		
EPOXY RESIN INJECTION		LINEAR FT		LINEAR FT
CAP		0		
COLUMN		0		

VALUES IN CHART REPRESENT ESTIMATED REPAIR TOTALS AFTER REMOVAL OF UNSOUND CONCRETE, MIN. OF 1" BEHIND REBAR AND MIN. 1" CLEAR TO SAWCUT. SEE REPAIR DETAILS.

NOTES

REPAIR LOCATIONS AND ESTIMATE OF QUANTITIES ARE GIVEN BASED ON THE BEST INFORMATION AVAILABLE. IF ADDITIONAL REPAIRS NOT SHOWN ON THE DRAWINGS ARE DEEMED NECESSARY BY THE ENGINEER, THE ENGINEER SHALL NOTE ON THE DRAWINGS THE APPROXIMATE LOCATION AND DESCRIPTION OF THE REPAIRS AND ENTER THE ACTUAL QUANTITIES INTO THE REPAIR QUANTITY TABLE.

CONCRETE REPAIRS MAYBE SUBSTITUTED IN LIEU OF SHOTCRETE REPAIRS WITH THE APPROVAL OF THE ENGINEER.

FOR "SHOTCRETE REPAIRS", SEE SPECIAL PROVISIONS.

PROJECT NO. **HI-0015**
COLUMBUS COUNTY
BRIDGE NO. **230086**



STATE OF NORTH CAROLINA
DEPARTMENT OF TRANSPORTATION
RALEIGH
**SUBSTRUCTURE BENT 2
SPAN C FACE**

DRAWN BY : S. T. SANDOR DATE : 9/2023
CHECKED BY : G. AYES DATE : 10/2023
DESIGN ENGINEER OF RECORD: _____ DATE : _____

DOCUMENT NOT CONSIDERED FINAL UNLESS ALL SIGNATURES COMPLETED

REVISIONS						SHEET NO.
NO.	BY:	DATE:	NO.	BY:	DATE:	S2-16
1			3			TOTAL SHEETS
2			4			18