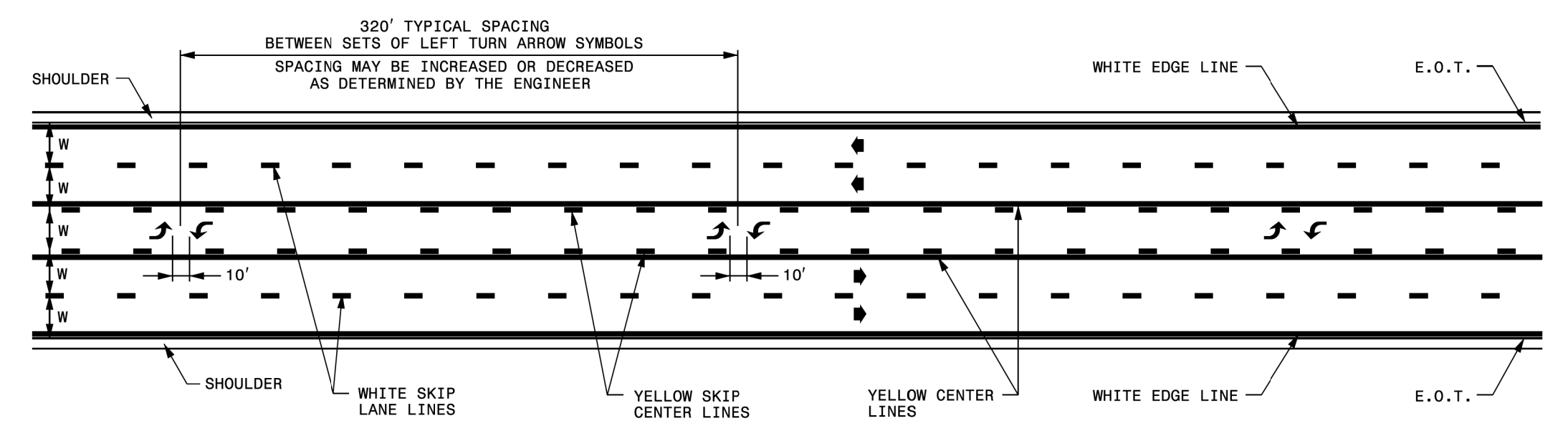
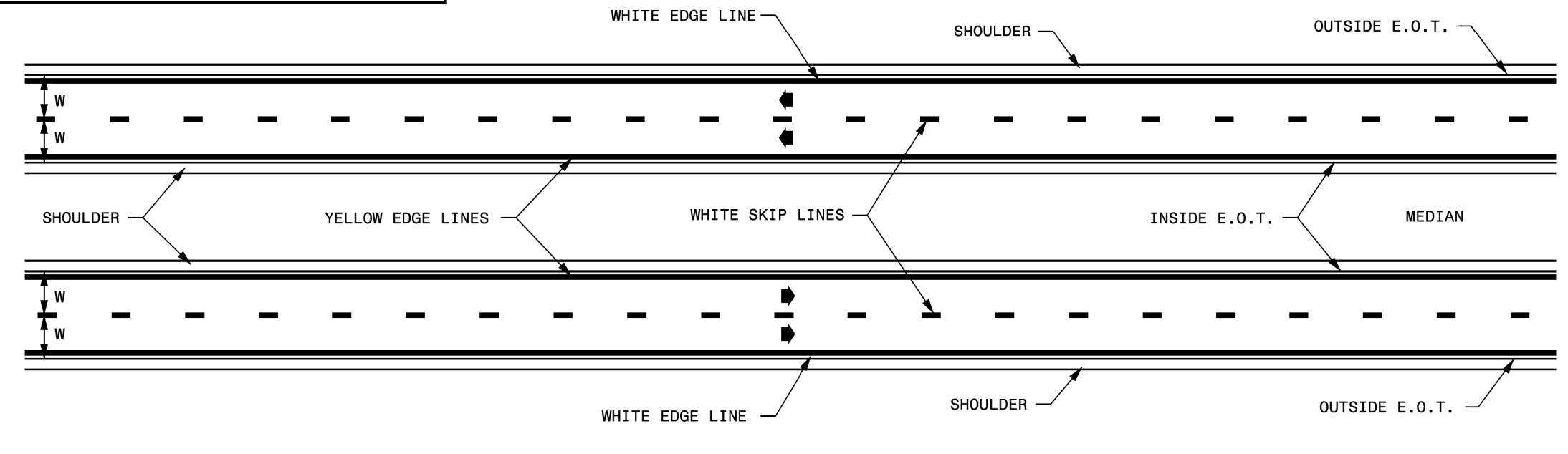


**UNDIVIDED MULTI-LANE ROADWAY WITH TWO-WAY LEFT TURN LANE**



**DIVIDED FOUR-LANE ROADWAY**



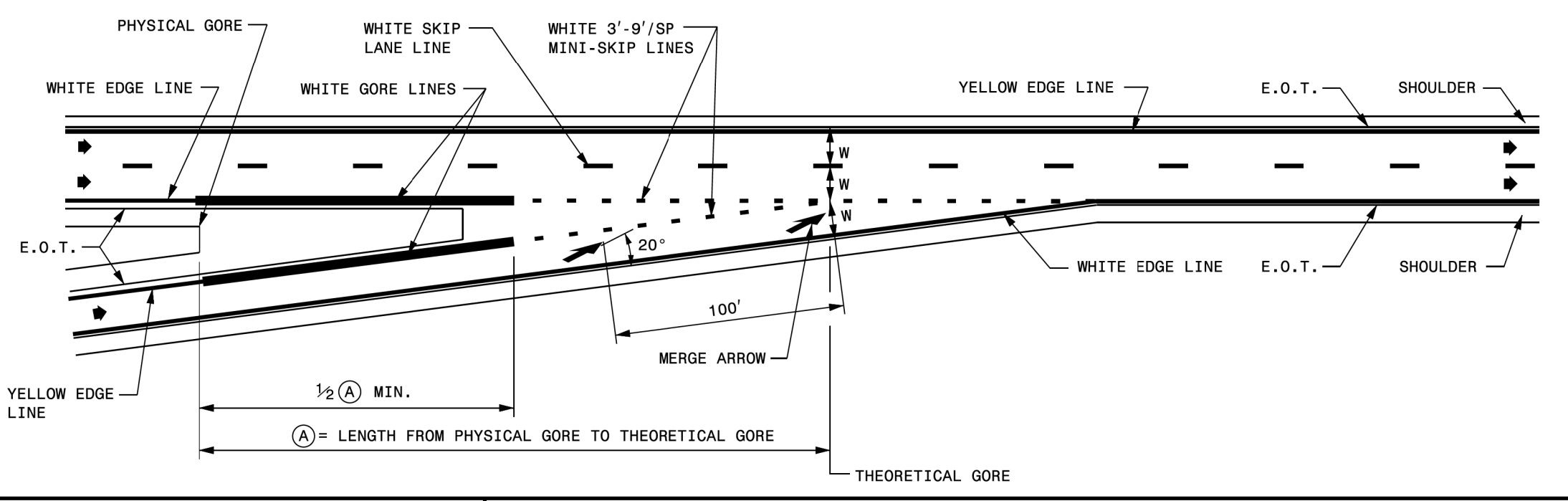
- GENERAL NOTES:**
- EDGE LINES ARE NOT REQUIRED ALONG CURB AND GUTTER LOCATIONS.
  - CONTINUE EDGE LINES THROUGH MINOR DRIVEWAYS. DO NOT CONTINUE EDGE LINES AT INTERSECTIONS AND MAJOR DRIVEWAYS, SEE ROADWAY STANDARD DRAWING 1205.05 FOR ADDITIONAL GUIDANCE.
  - REFER TO ROADWAY STANDARD DRAWINGS 1205.01 AND 1205.08 FOR ADDITIONAL PAVEMENT MARKING GUIDANCE.

LEGEND	
W	WIDTH OF TRAVEL LANE
E.O.T.	EDGE OF TRAVEL
→	DIRECTION OF TRAFFIC FLOW
—	PAVEMENT MARKING SYMBOLS

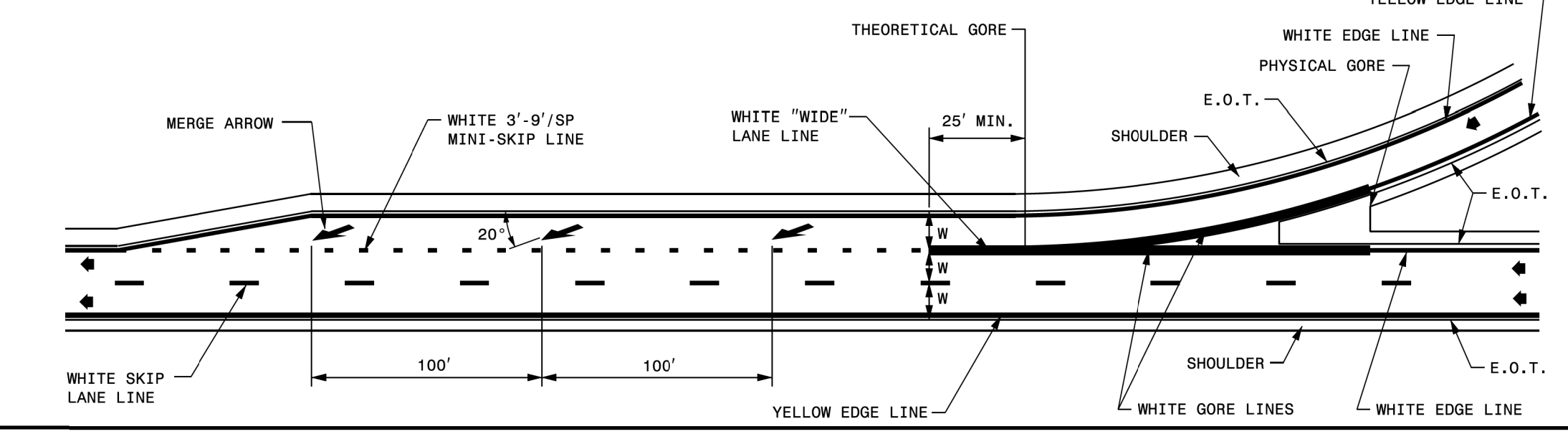
1-24 STATE OF NORTH CAROLINA DEPT. OF TRANSPORTATION DIVISION OF HIGHWAYS RALEIGH, N.C.  
 ROADWAY STANDARD DRAWING FOR PAVEMENT MARKINGS TWO-LANE AND MULTI-LANE ROADWAYS

SHEET 2 OF 2  
**1205.02**

**TAPERED ACCELERATION LANE**



**PARALLEL ACCELERATION LANE**



- GENERAL NOTES:**
- LINE WIDTH ON ENTRANCE AND EXIT RAMP SHALL MATCH THE LINE WIDTH ON THE MAINLINE.
  - GORE LINE MARKINGS TERMINATE AT THE PHYSICAL GORE.
  - LANE LINES INDICATED AS "WIDE" SHALL BE AT LEAST TWICE THE WIDTH OF THE NORMAL LINE.
  - GORE LINES SHALL BE TWICE THE WIDTH OF THE NORMAL LINE.
  - REFER TO ROADWAY STANDARD DRAWINGS 1205.01 AND 1205.08 FOR ADDITIONAL PAVEMENT MARKING GUIDANCE.

LEGEND	
W	WIDTH OF TRAVEL LANE
E.O.T.	EDGE OF TRAVEL
→	DIRECTION OF TRAFFIC FLOW
—	PAVEMENT MARKING SYMBOLS

1-24 STATE OF NORTH CAROLINA DEPT. OF TRANSPORTATION DIVISION OF HIGHWAYS RALEIGH, N.C.  
 ROADWAY STANDARD DRAWING FOR PAVEMENT MARKINGS EXIT AND ENTRANCE RAMP

SHEET 3 OF 3  
**1205.03**

8/17/99  
 I:\6/2023\0:\2023\1900765\_002\_HI-0016\_US-74\_From\_E\CADD\HI-0015\Traffic\Pavement Markings\HI-0015\_PMP-03.dgn  
 User: hester