

STATE OF NORTH CAROLINA  
DEPT. OF TRANSPORTATION  
DIVISION OF HIGHWAYS  
RALEIGH, N.C.

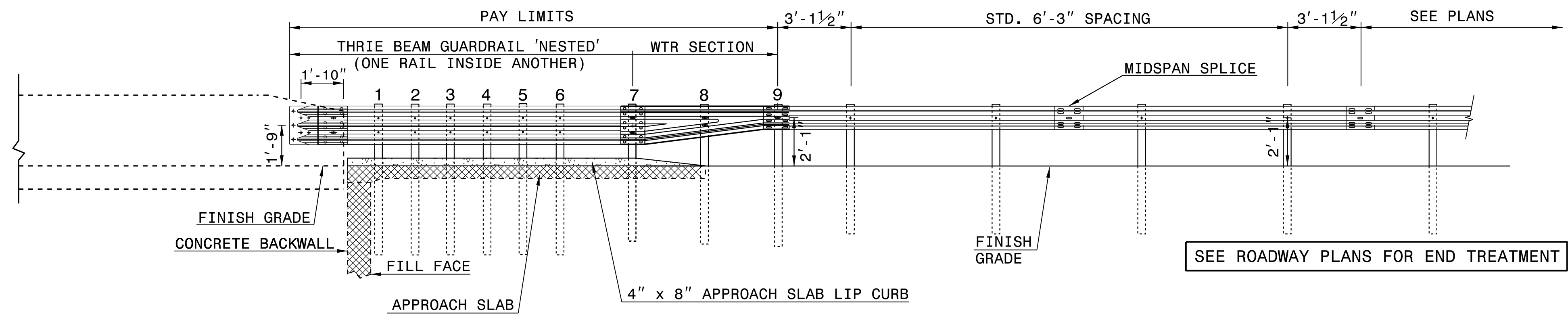
ENGLISH DETAIL DRAWING FOR  
**TYPE III - SHOP CURVED  
STRUCTURE ANCHOR UNIT**

SHEET 1 OF 1  
**TYPE III SC**

STATE OF NORTH CAROLINA  
DEPT. OF TRANSPORTATION  
DIVISION OF HIGHWAYS  
RALEIGH, N.C.

ENGLISH DETAIL DRAWING FOR  
**TYPE III - SHOP CURVED  
STRUCTURE ANCHOR UNIT**

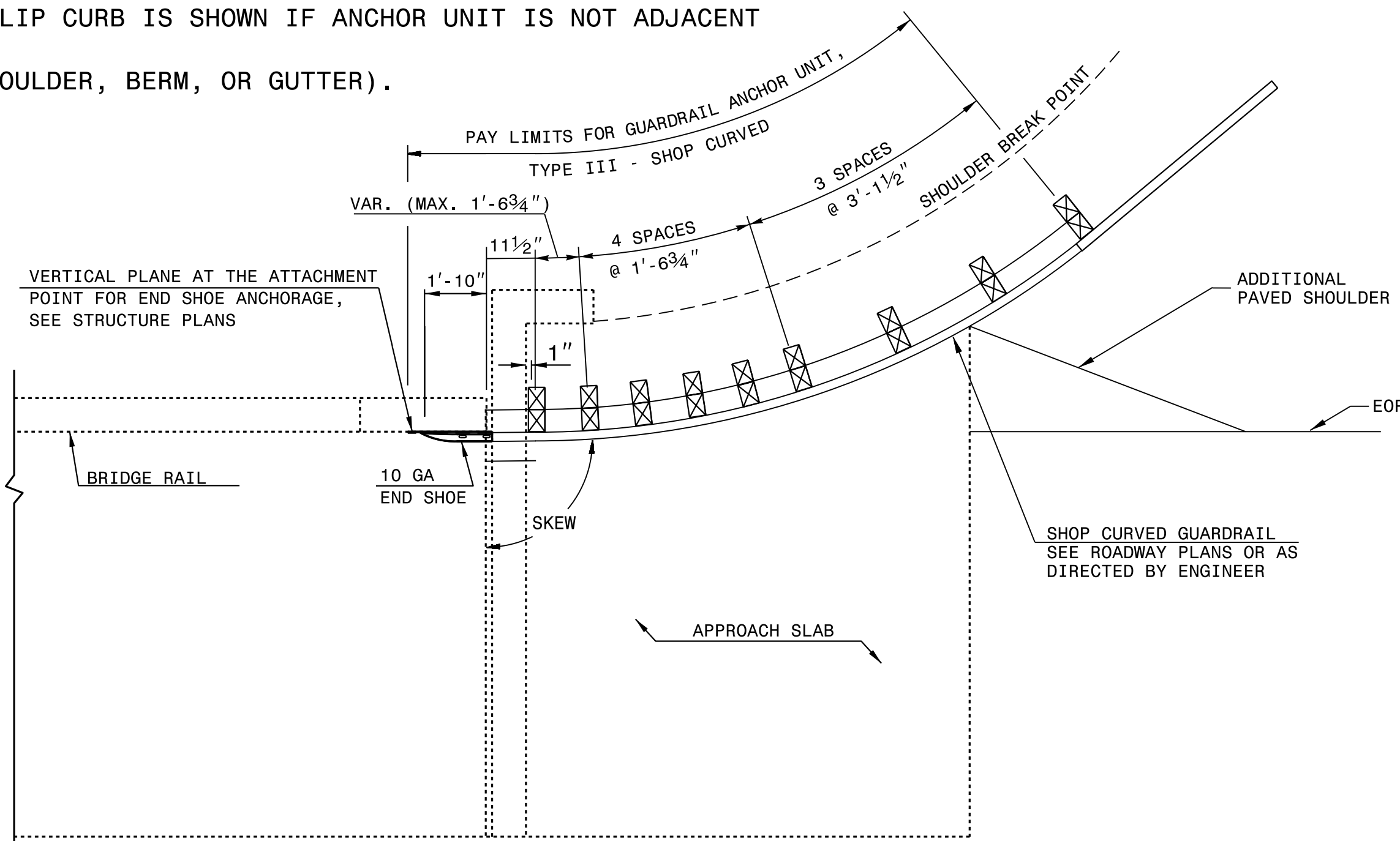
SHEET 1 OF 1  
**TYPE III SC**



**ELEVATION**

**NOTE:**


- \*\*POST NOT REQUIRED FOR SKEW ANGLES GREATER THAN 150° OR LESS THAN 30° UNLESS OTHERWISE DIRECTED BY THE ENGINEER.
- \*THE DISTANCE FROM END OF BRIDGE RAIL TO CENTER LINE OF THE FIRST POST SHOULD BE 11 1/2" IF CONCRETE BACKWALL IS NOT PRESENT.
- SHOULDER BERM GUTTER MUST BE INSTALLED TO THE LIMITS 8" x 4" LIP CURB IS SHOWN IF ANCHOR UNIT IS NOT ADJACENT TO AN APPROACH SLAB.
- MEASURE GUARDRAIL HEIGHT FROM THE TOP OF ADJACENT SURFACE (SHOULDER, BERM, OR GUTTER).
- USE NO STEEL POSTS WITHIN THE GUARDRAIL ANCHOR UNIT LIMITS.
- LAP JOINTS IN THE DIRECTION OF TRAFFIC FLOW.
- SEE STANDARD 862.03 SHEET 4 FOR POST SECTIONS 1 THRU 9.



**PLAN VIEW**

**GUARDRAIL ANCHOR UNIT, TYPE III - SHOP CURVED  
FOR ATTACHMENT TO RAIL ON BRIDGE**

DOCUMENT NOT CONSIDERED FINAL  
UNLESS ALL SIGNATURES COMPLETED



10/25/2023

**CONTRACT STANDARDS  
AND DEVELOPMENT UNIT**  
Office 919-707-6950 FAX 919-250-4119

**SEE PLATE FOR TITLE**

ORIGINAL BY: E.E.Ward DATE: 4-4-02  
MODIFIED BY: T.S.Spell DATE: 2-01-18  
CHECKED BY: DATE:  
FILE SPEC.: jhowerton\guardrail\31inguardrail\typeiiiisc.dgn

01-FEB-2018 09:49 S:\Contracts\Special Details\jhowerton\Guardrail\31 inch Guardrail\type\_iii\_sc.dgn jhowerton AT CSD-292595

5/14/99