

K:\CHL_PRJ\01036361_U-5873_Potts-MainTrafficSigning\CADD\Sign_Designs\U-5873_rdy_sgn_tshdgn

10/9/2023

CONTRACT: C204431

T.I.P.: U-5873

**STATE OF NORTH CAROLINA
DEPARTMENT OF TRANSPORTATION**

**SIGNING PLAN
MECKLENBURG COUNTY**

LOCATION: INTERSECTION OF NC 115 /MAIN STREET AND POTTS STREET

<small>TIP NO.</small> U-5873	<small>SHEET NO.</small> SIGN-1
<small>APPROVED:</small> <small>60F02020CFF1412</small>	
<small>DATE:</small> 10/24/2023	
<small>DOCUMENT NOT CONSIDERED FINAL UNLESS ALL SIGNATURES COMPLETED</small>	

ROADWAY STANDARD DRAWING

THE FOLLOWING ROADWAY STANDARDS AS APPEAR IN "ROADWAY STANDARD DRAWINGS" - PROJECT SERVICES UNIT - N.C. DEPARTMENT OF TRANSPORTATION - RALEIGH, N.C., DATED JANUARY 2018 ARE APPLICABLE TO THIS PROJECT AND BY REFERENCE HEREBY ARE CONSIDERED A PART OF THESE PLANS:

<u>STD. NO.</u>	<u>TITLE</u>
904.10	ORIENTATION OF GROUND MOUNTED SIGNS
904.20	SECONDARY SIGN MOUNTING
904.30	SUPPLEMENTAL SIGN MOUNTING
904.50	MOUNTING OF TYPE 'D', 'E' AND 'F' SIGNS ON 'U' CHANNEL POSTS
910.40	SIGNING FOR ROUNDABOUTS

GENERAL NOTES

- ALL TYPE 'D' SIGNS SHALL BE MOUNTED ON TWO U-CHANNEL POSTS UNLESS OTHERWISE INDICATED ON THE PLANS.
- IF REMOVAL OR RELOCATION OF SIGNS ON PRIVATE STREET (NON-STATE MAINTAINED) IS REQUIRED DUE TO CONSTRUCTION, THE CONTRACTOR SHALL INFORM THE ENGINEER. THE WORK WILL BE COMPLETED BY OTHERS.
- WHEN NOT STATIONED OR DIMENSIONED ON PLANS, ALL 'E' SIGNS SHALL BE FIELD LOCATED BY THE ENGINEER.
- ALL EXISTING SIGNS ON "U" CHANNEL POSTS WITHIN THE PROJECT LIMITS SHALL BE REMOVED AND DISPOSED OF UNLESS OTHERWISE NOTED ON PLANS.
- WHEN EXISTING SIGNS ARE REMOVED AND INSTALLED ON NEW SUPPORTS, THE RE-ERECTION SHALL IMMEDIATELY FOLLOW THE REMOVAL.
- THE BACKGROUND FOR TYPE 'E' & 'F' SIGNS SHALL BE TYPE C REFLECTIVE SHEETING.

SUMMARY OF QUANTITIES

ITEM NO.	ITEM DESCRIPTION		QUANTITY	UNIT
DESC. NO.	SECT. NO.			
4025000000	901	CONTRACTOR FURNISHED, TYPE 'D' SIGN	3	S.F.
4025000000	901	CONTRACTOR FURNISHED, TYPE 'E' SIGN	232	S.F.
4025000000	901	CONTRACTOR FURNISHED, TYPE 'F' SIGN	120	S.F.
4072000000	903	SUPPORTS, 3 LB STEEL U-CHANNEL	912	L.F.
4102000000	904	SIGN ERECTION, TYPE D	1	EA.
4102000000	904	SIGN ERECTION, TYPE E	44	EA.
4102000000	904	SIGN ERECTION, TYPE F	11	EA.
4116100000	904	SIGN ERECTION, RELOCATE TYPE E (GROUND MOUNTED)	14	EA.
4116100000	904	SIGN ERECTION, RELOCATE TYPE D (GROUND MOUNTED)	5	EA.
4116100000	904	SIGN ERECTION, RELOCATE TYPE F (GROUND MOUNTED)	4	EA.
4155000000	907	DISPOSAL OF SIGN SYSTEM, U-CHANNEL	4	EA.
4192000000	907	DISPOSAL OF SUPPORT, U-CHANNEL	27	EA.
4360000000-N	SP	SIGN ERECTION, RELOCATE ORNAMENTAL SIGN & POST	5	EA.

INDEX

<u>SHEET NO.</u>	<u>DESCRIPTION</u>
SIGN-1	TITLE SHEET
SIGN-2	D SIGNS
SIGN-2A	E AND F SIGNS
SIGN-3 THRU SIGN-5	SIGNING PLANS

PLAN REVIEWED BY: DESIGN-BUILD UNIT & SIGNING AND DELINEATION UNIT

SIGNING & DELINEATION REGIONAL ENGINEER

SIGNING & DELINEATION PROJECT DESIGN ENGINEER

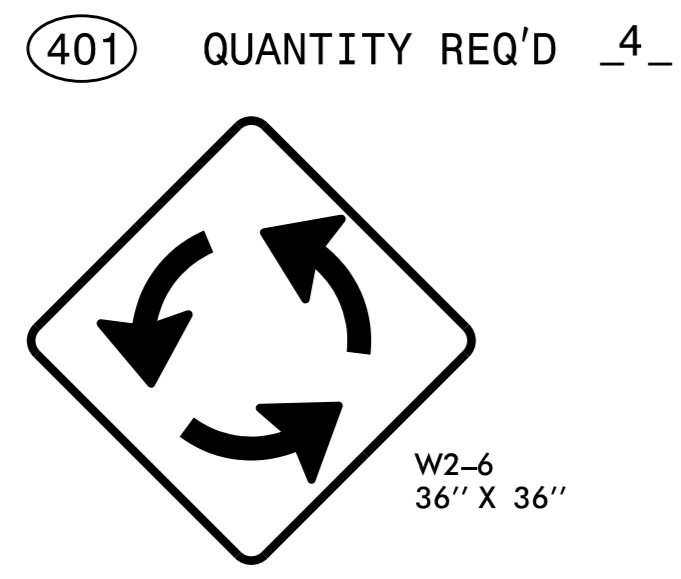


PLAN PREPARED BY: KIMLEY-HORN AND ASSOCIATES, INC.

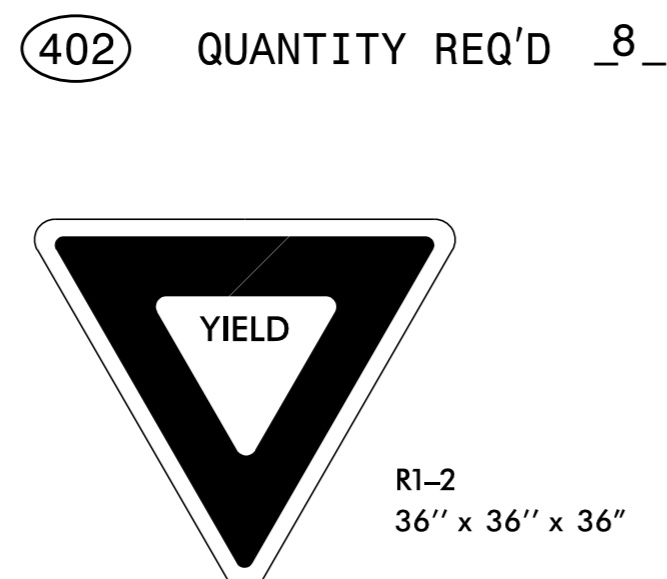
FRANK MASTERSON, P.E. PROJECT DESIGN ENGINEER
ANDREW WEEKS, E.I. DESIGNER



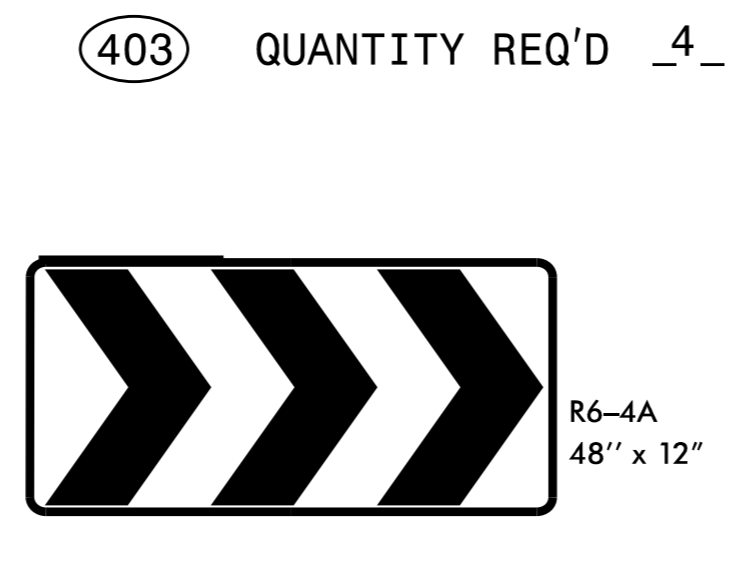
REVISIONS



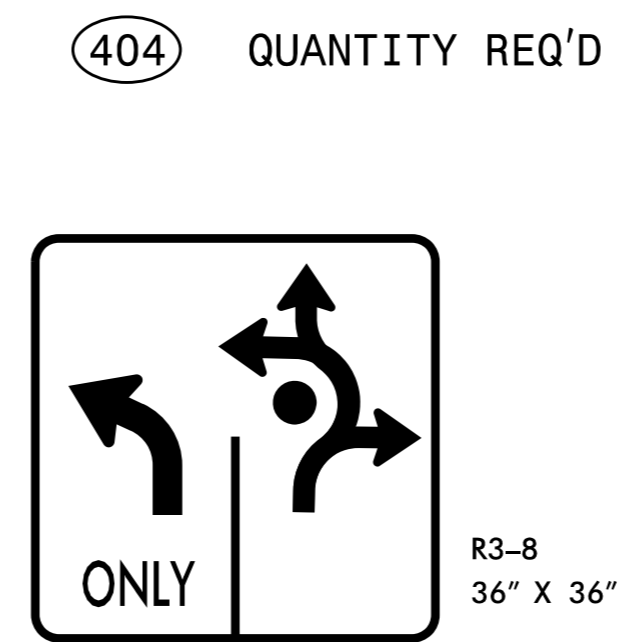
ONE "U" POST PER SIGN



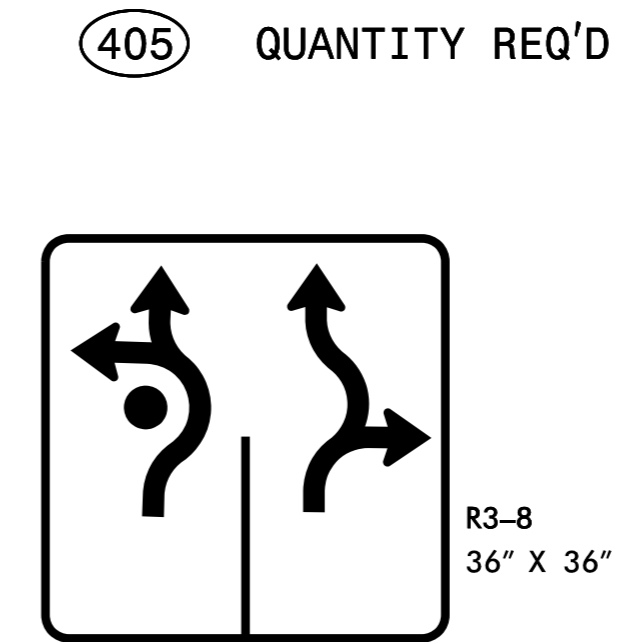
ONE "U" POST PER SIGN



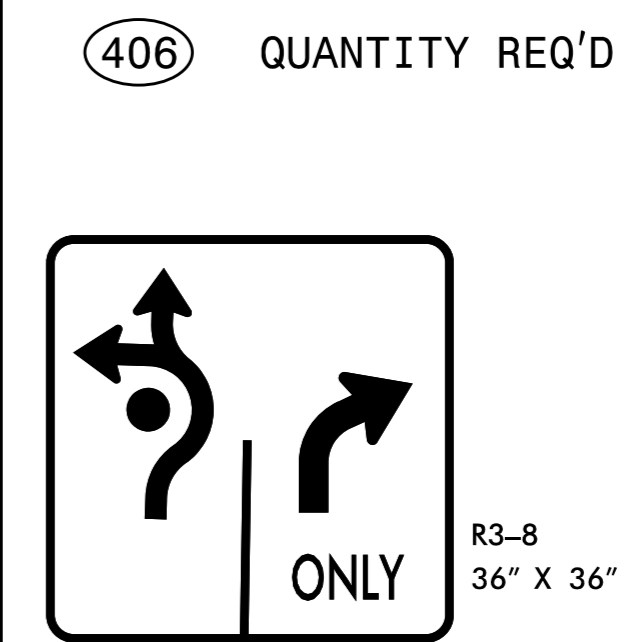
TWO "U" POSTS PER SIGN



ONE "U" POST PER SIGN

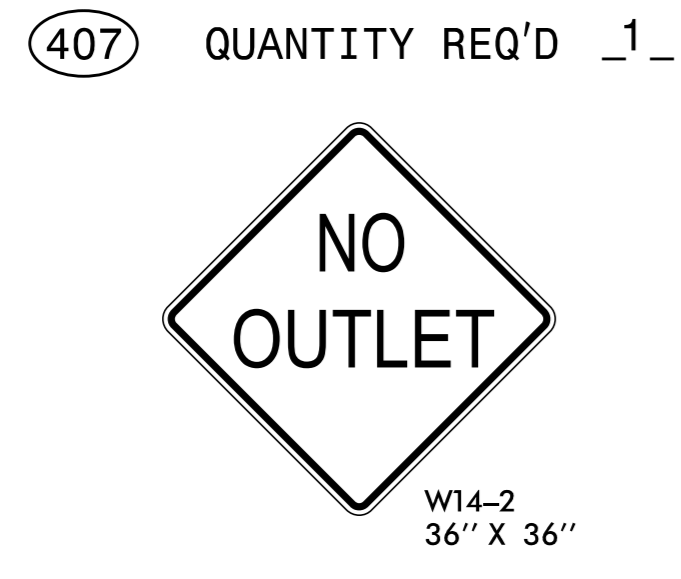


ONE "U" POST PER SIGN




ONE "U" POST PER SIGN

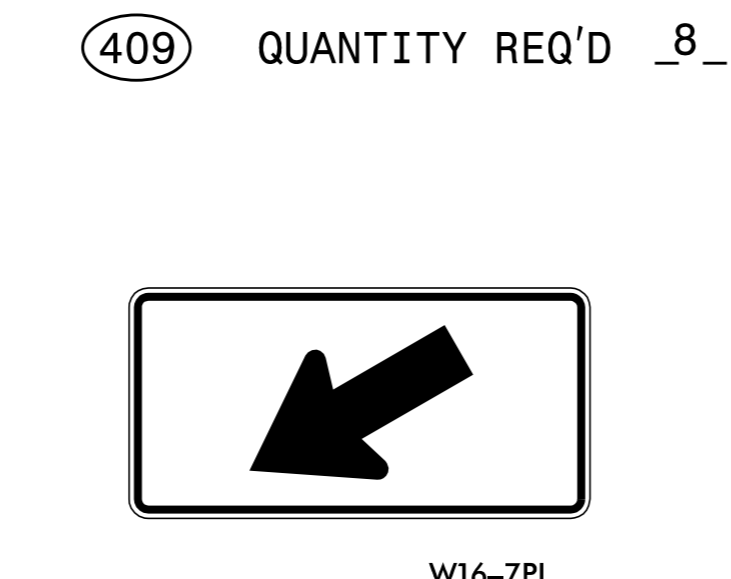
PROJECT REFERENCE NO. U-5873	SHEET NO. SIGN-2A
APPROVED: <i>Frank M. Masterson</i> Professional Engineer No. 037923	
DATE: 10/24/2023	
SEAL	
DOCUMENT NOT CONSIDERED FINAL UNLESS ALL SIGNATURES COMPLETED	



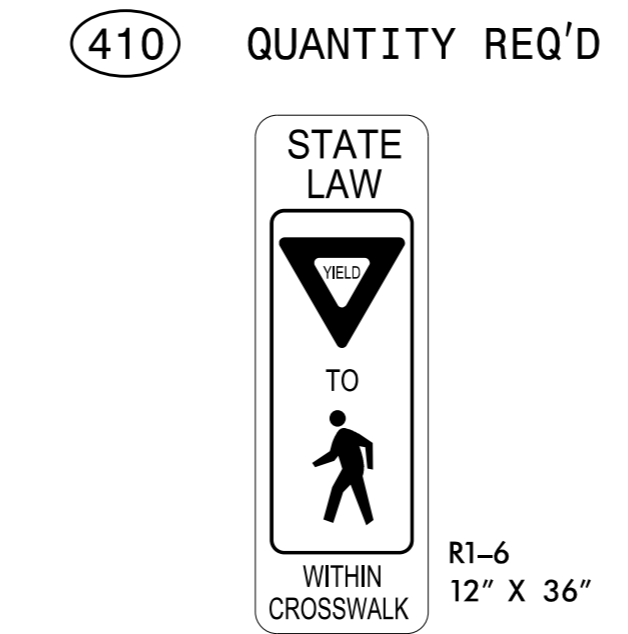
ONE "U" POST PER SIGN



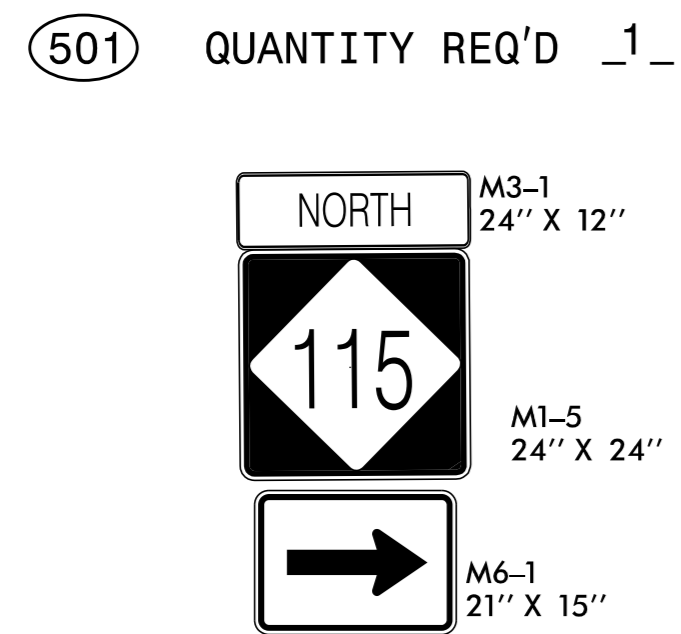
ONE "U" POST PER SIGN



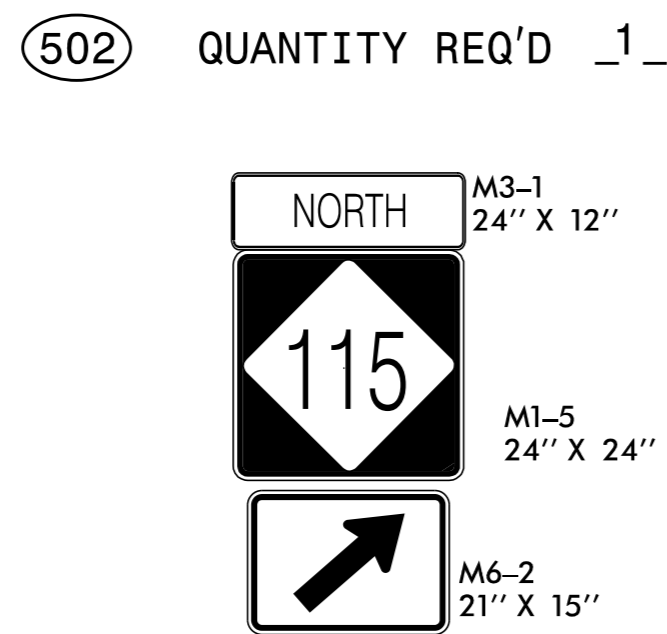
MOUNTED BELOW SIGN 408
IN 8 INSTALLATIONS



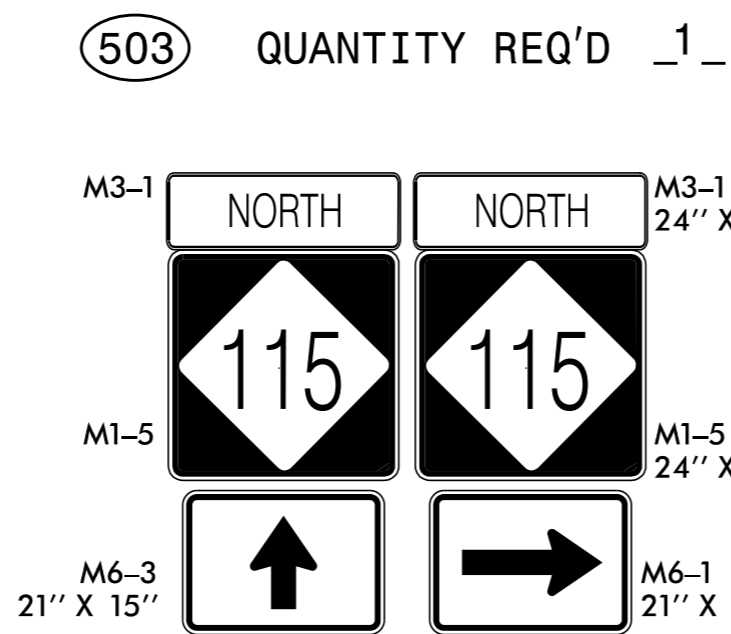
ONE BREAKABLE MOUNT
PER TWO SIGNS



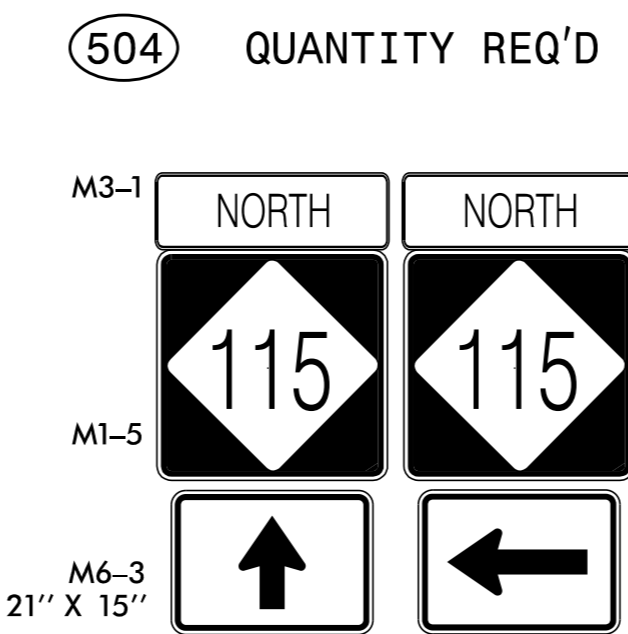
ONE "U" POST



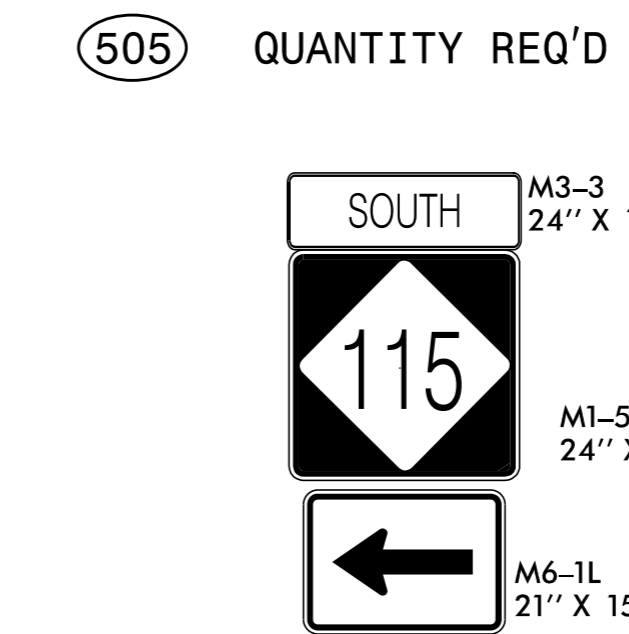
ONE "U" POST



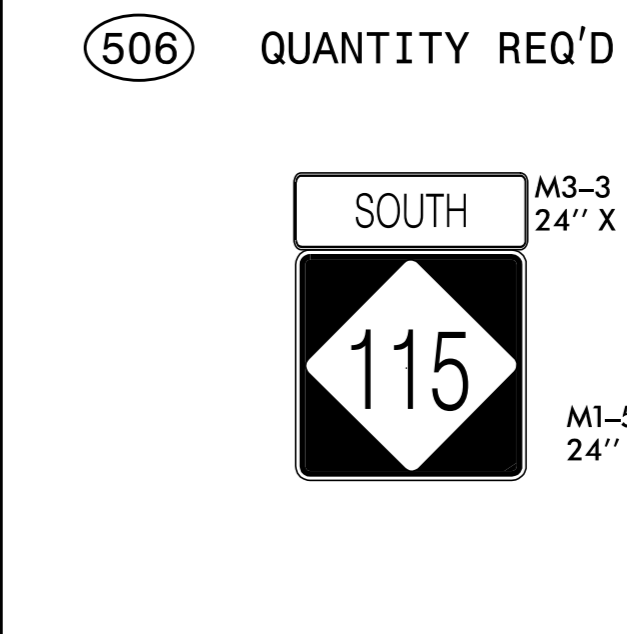
TWO "U" POST



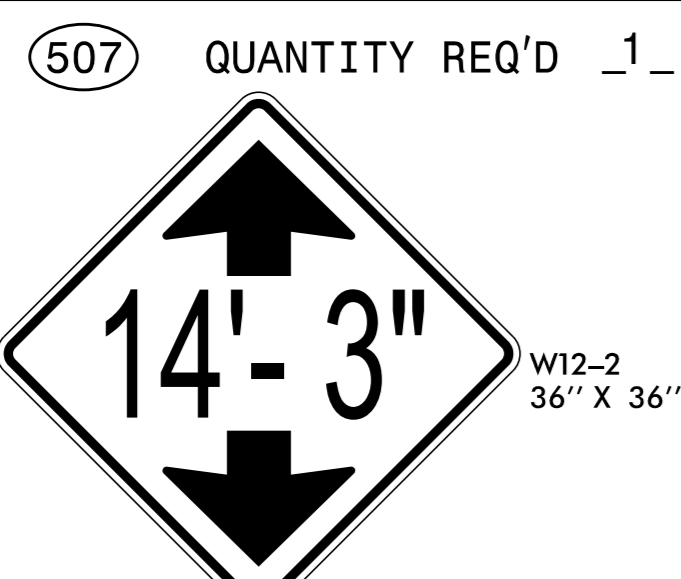
TWO "U" POST



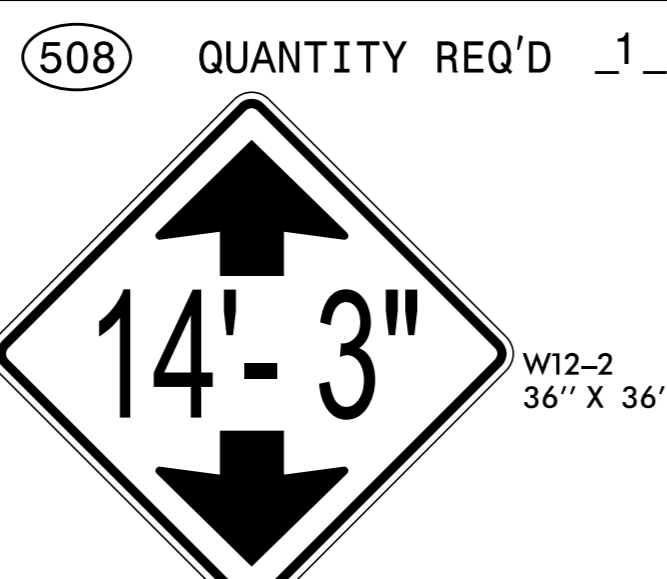
ONE "U" POST



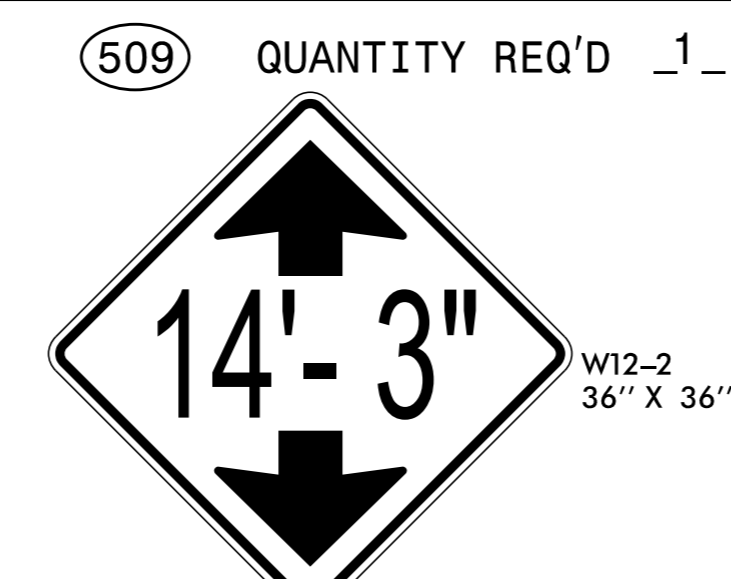
ONE "U" POST



ONE "U" POST



ONE "U" POST



ONE "U" POST



ONE "U" POST

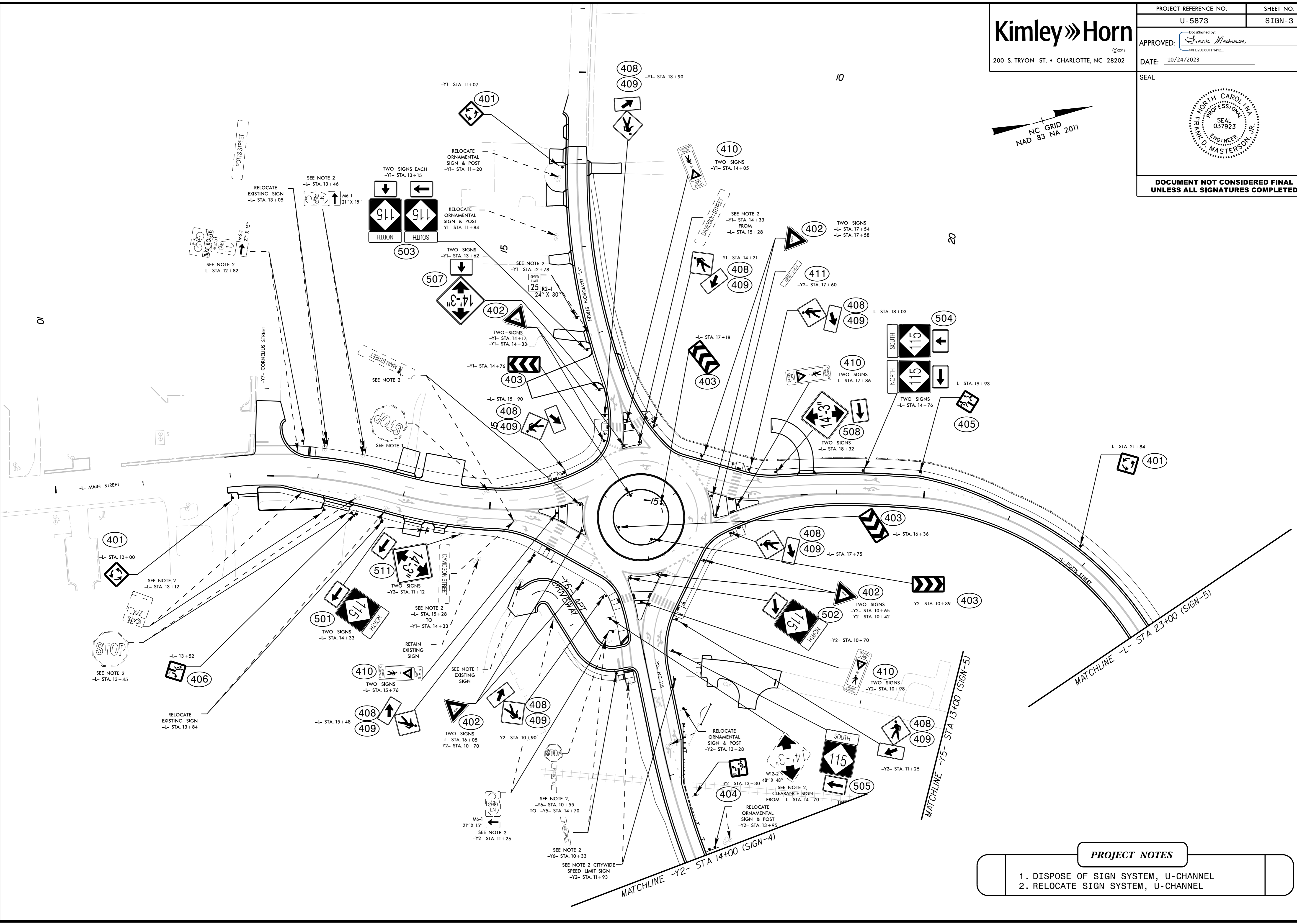
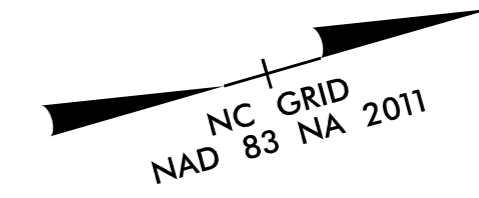


ONE "U" POST

10/9/2023



**DOCUMENT NOT CONSIDERED FINAL
 UNLESS ALL SIGNATURES COMPLETED**




PROJECT NOTES

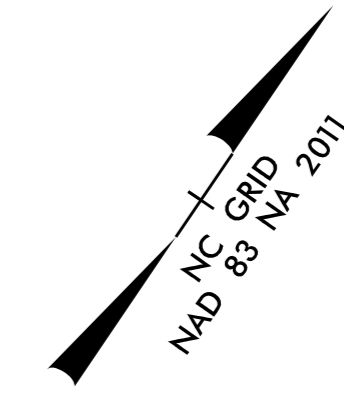
1. DISPOSE OF SIGN SYSTEM, U-CHANNEL
2. RELOCATE SIGN SYSTEM, U-CHANNEL

K:\CHL_PRJ\01036361_U-5873_Potis-MainTrafficSigning\CADD\Sign_Designs\U-5873_sgn_psh3.dgn

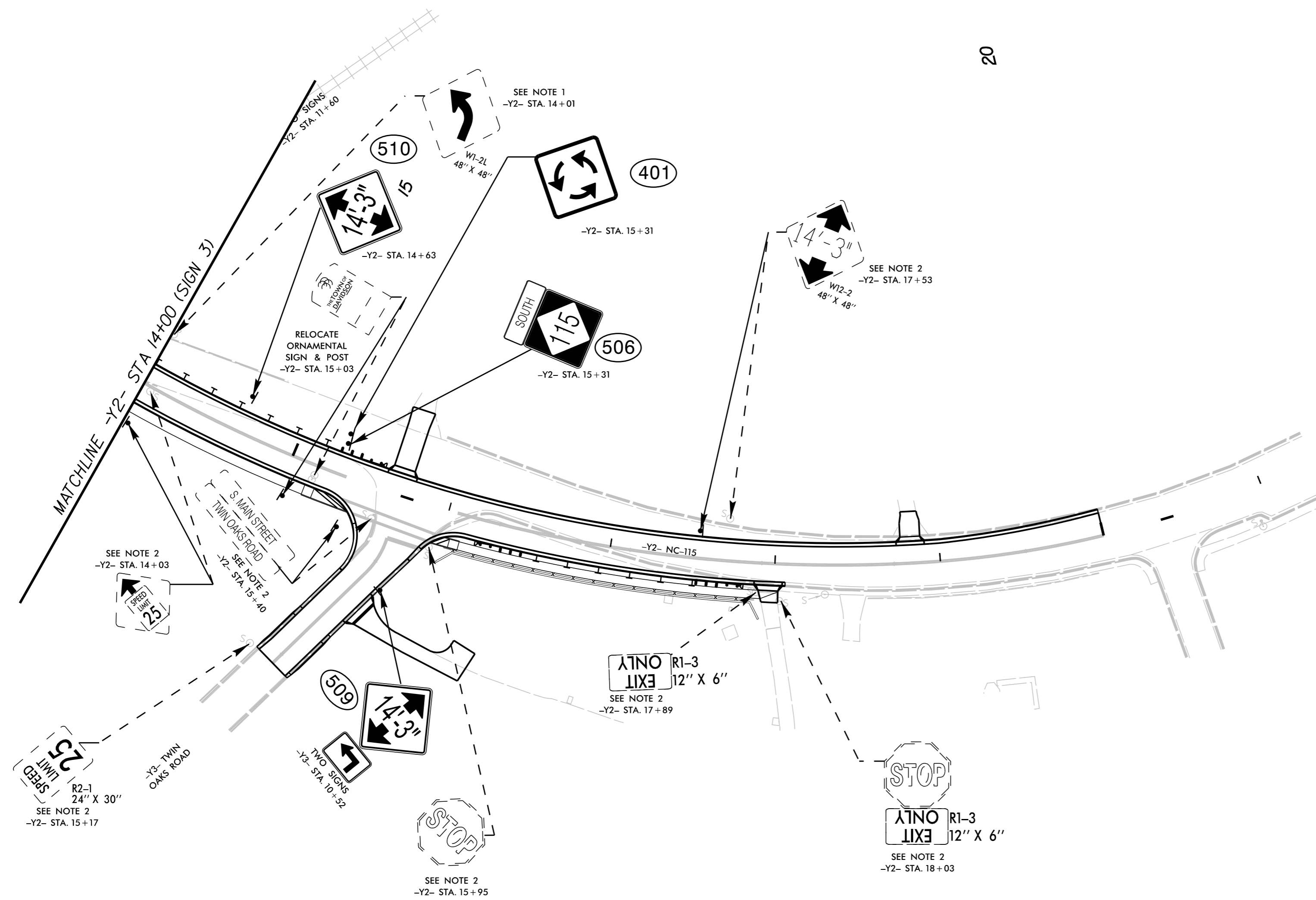
SEAL



**DOCUMENT NOT CONSIDERED FINAL
UNLESS ALL SIGNATURES COMPLETED**



NC GRID
NAD 83 NA 2011




PROJECT NOTES

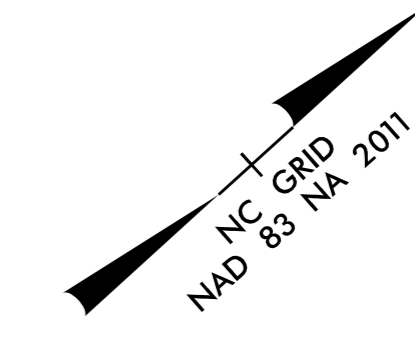
1. DISPOSE OF SIGN SYSTEM, U-CHANNEL
2. RELOCATE SIGN SYSTEM, U-CHANNEL

K:\CHL_PRJ\01036361_U-5873_Potts-MainTrafficSigning\CADD\Sign_Designs\U-5873_sgn_psh.dgn

10/6/2023

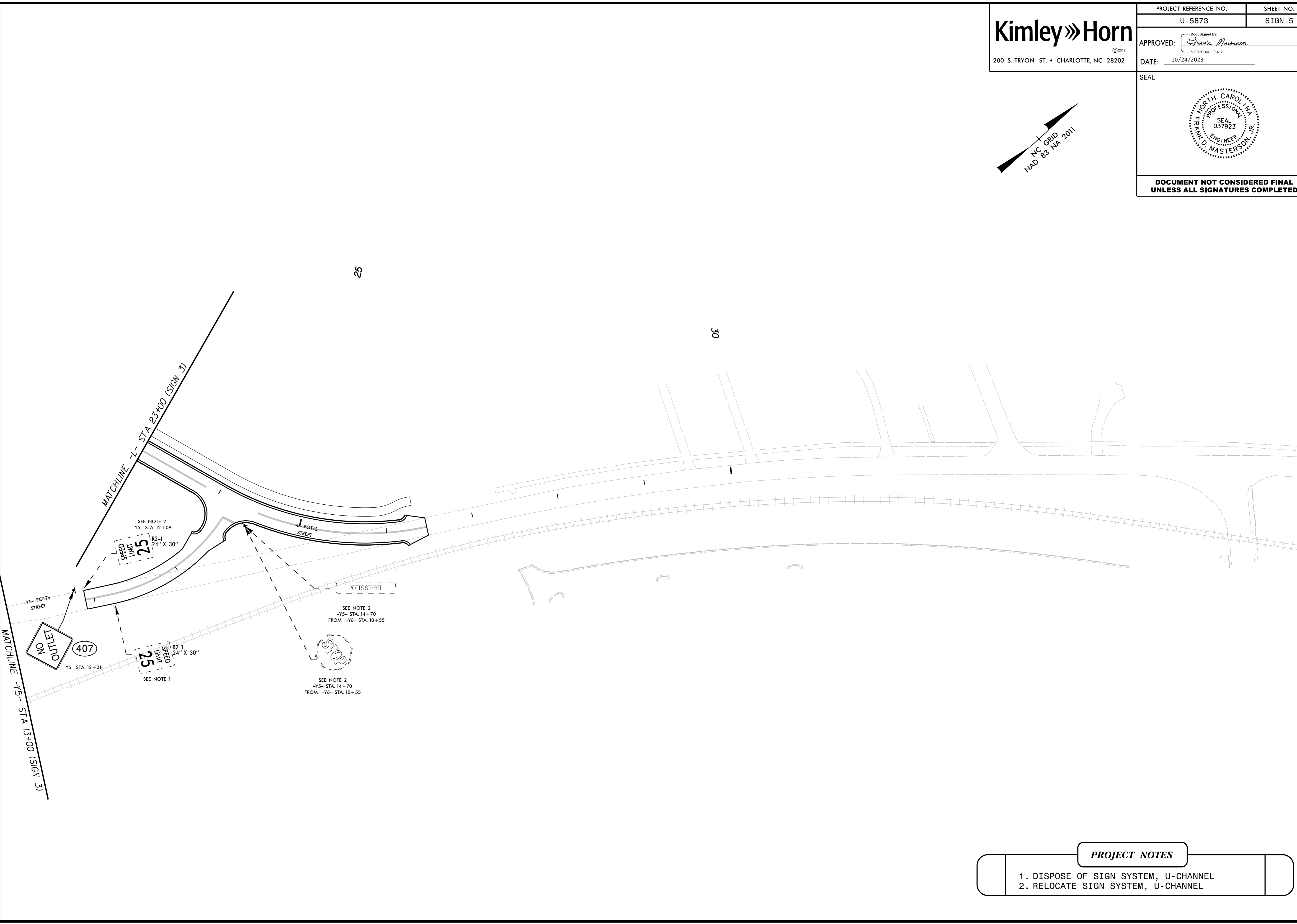


**DOCUMENT NOT CONSIDERED FINAL
UNLESS ALL SIGNATURES COMPLETED**



K:\CHL_PRJ\0103636_U-5873_Potts-MainTrafficSigning\CADD\Sign_Designs\U-5873_sgn_psf5.dgn

10/6/2023



PROJECT NOTES

1. DISPOSE OF SIGN SYSTEM, U-CHANNEL
2. RELOCATE SIGN SYSTEM, U-CHANNEL