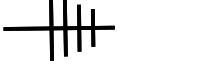





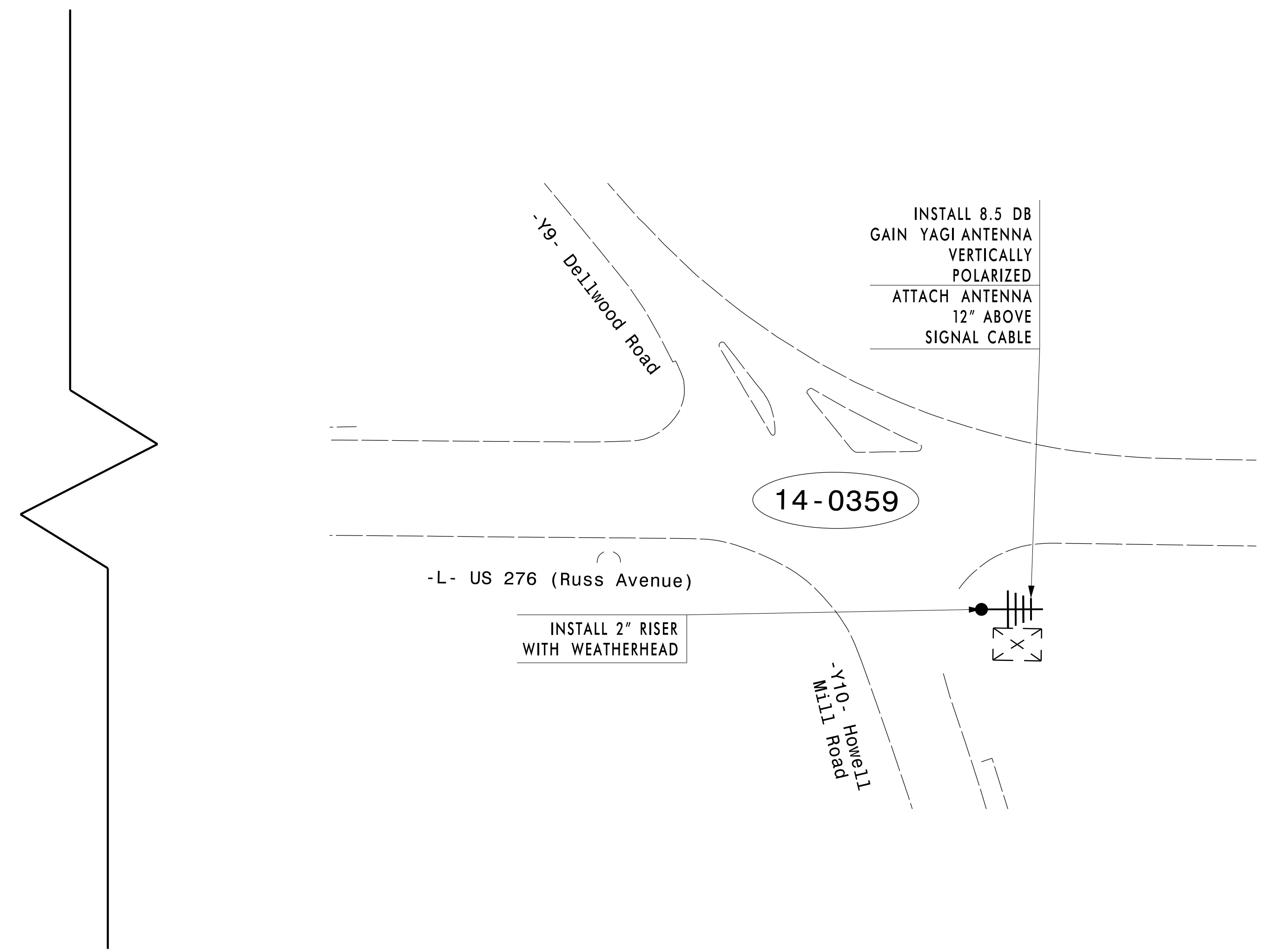
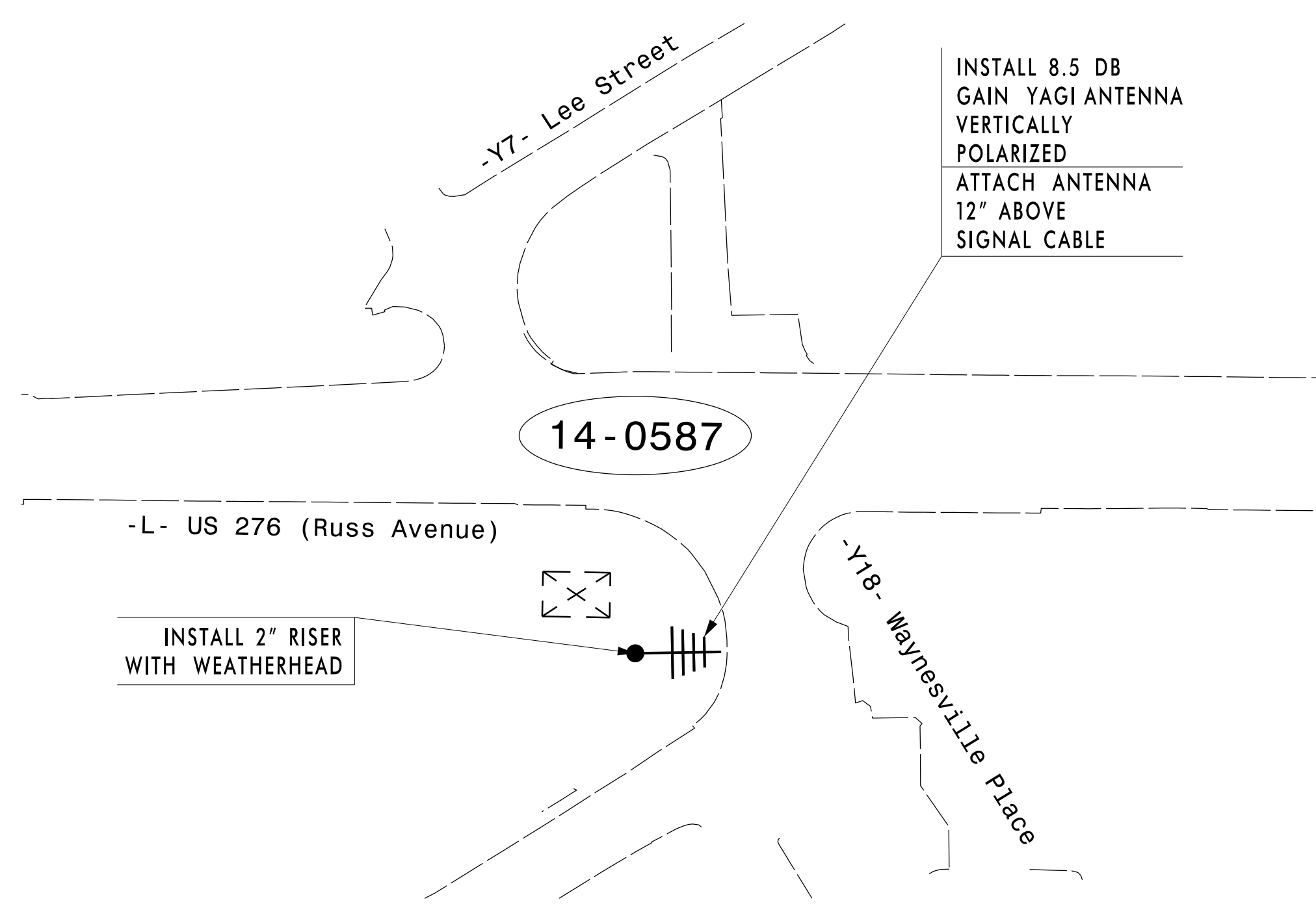


LEGEND

	YAGI ANTENNA (SINGLE)
	EXISTING CONTROLLER AND CABINET
	EXISTING GATEWAY RADIO LOCATION
	SIGNAL INVENTORY NUMBER
	EXISTING METAL POLE W/MAST ARM
	EXISTING WOOD POLE



WIRELESS NOTES:

- 1) INSTALL COAXIAL CABLE
 - A. ON WOOD POLE, REQUIRING A NEW RIGID GALVANIZED STEEL RISER INSTALL A 2" RISER WITH WEATHERHEAD AND ROUTE THE COAXIAL CABLE TO THE ANTENNA.
- 2) IF AN EXISTING 2" SPARE RIGID GALVANIZED STEEL RISER IS AVAILABLE, INSTALL THE COAXIAL CABLE IN THE SPARE RISER WITHIN 2" WEATHERHEAD.
- 3) INSTALL WIRELESS ANTENNA ON POLE WITH RF WARNING SIGN. (NOTE: RF WARNING SIGN NOT REQUIRED WHEN ANTENNA IS INSTALLED ON AN NCDOT-OWNED POLE.)
- 4) INSTALL WIRELESS RADIO WITH EXTERIOR DISCONNECT SWITCH LOCATED ON CABINET. (NOTE: RF ANTENNA DISCONNECT SWITCH AND DECAL ARE NOT REQUIRED WHEN THE ANTENNA IS INSTALLED ON AN NCDOT-OWNED POLE.)
- 5) MAINTAIN PROPER CLEARANCE FROM ALL UTILITIES PER THE MANUAL ELECTRICAL SAFETY CODE.
- 6) REFERENCE "WIRELESS RADIO ANTENNA TYPICAL DETAILS."

14-0587: 14-0587-1, 14-0587-2, 14-0587-3, 14-0587-4, 14-0587-5, 14-0587-6, 14-0587-7, 14-0587-8, 14-0587-9, 14-0587-10, 14-0587-11, 14-0587-12, 14-0587-13, 14-0587-14, 14-0587-15, 14-0587-16, 14-0587-17, 14-0587-18, 14-0587-19, 14-0587-20, 14-0587-21, 14-0587-22, 14-0587-23, 14-0587-24, 14-0587-25, 14-0587-26, 14-0587-27, 14-0587-28, 14-0587-29, 14-0587-30, 14-0587-31, 14-0587-32, 14-0587-33, 14-0587-34, 14-0587-35, 14-0587-36, 14-0587-37, 14-0587-38, 14-0587-39, 14-0587-40, 14-0587-41, 14-0587-42, 14-0587-43, 14-0587-44, 14-0587-45, 14-0587-46, 14-0587-47, 14-0587-48, 14-0587-49, 14-0587-50, 14-0587-51, 14-0587-52, 14-0587-53, 14-0587-54, 14-0587-55, 14-0587-56, 14-0587-57, 14-0587-58, 14-0587-59, 14-0587-60, 14-0587-61, 14-0587-62, 14-0587-63, 14-0587-64, 14-0587-65, 14-0587-66, 14-0587-67, 14-0587-68, 14-0587-69, 14-0587-70, 14-0587-71, 14-0587-72, 14-0587-73, 14-0587-74, 14-0587-75, 14-0587-76, 14-0587-77, 14-0587-78, 14-0587-79, 14-0587-80, 14-0587-81, 14-0587-82, 14-0587-83, 14-0587-84, 14-0587-85, 14-0587-86, 14-0587-87, 14-0587-88, 14-0587-89, 14-0587-90, 14-0587-91, 14-0587-92, 14-0587-93, 14-0587-94, 14-0587-95, 14-0587-96, 14-0587-97, 14-0587-98, 14-0587-99, 14-0587-100


Infrastructure Consulting Services, Inc.



RKA
RAMEY KEMP ASSOCIATES

8219 University Executive Park Drive Suite 200 Charlotte, North Carolina 28262
Phone: 704-549-4280 | www.rkainc.com | NC License No. F-1489

TMP Phase I



750 N. Greenfield Pkwy., Garner, NC 27529

Prepared For:

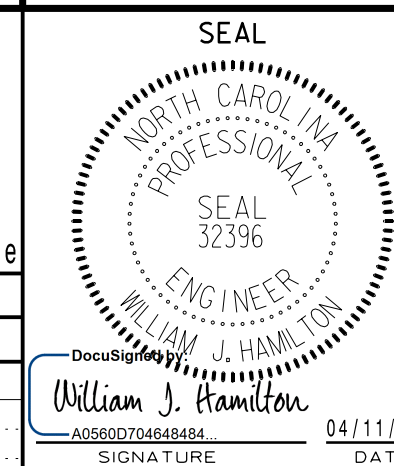
D14-12_Waynesville Wireless Communication Plans

Division 14 Haywood County Waynesville


PLAN DATE: April 2023	REVIEWED BY: WJ Hamilton
PREPARED BY: TS Popelka	RKA PROJ. NO.: 16085 (041)

REVISIONS	INIT.	DATE

DOCUMENT NOT CONSIDERED FINAL UNLESS ALL SIGNATURES COMPLETED



SEAL
NORTH CAROLINA
PROFESSIONAL ENGINEER
WILLIAM J. HAMILTON
04/11/2023



SCALE
0 50
1" = 50'