

### OVERLAP PROGRAMMING

Front Panel  
Main Menu >Controller >Overlap >Overlap Parameters/Overlap Timings

Web Interface  
Home >Controller >Overlap Configuration >Overlaps

Overlap Plan 1

Overlap	1	2	3	4
Type	Off	FYA 4 - Section	FYA 4 - Section	FYA 4 - Section
Included Phases	-	1,3	6	4,5
Modifier Phases	-	-	5	-
Trail Green	0	0	0	0
Trail Yellow	0.0	0.0	0.0	0.0
Trail Red	0.0	0.0	0.0	0.0

### ACCESSIBLE PEDESTRIAN SIGNAL (APS) INSTALLATION NOTES

1. Install push buttons and APS equipment per manufacturer's instructions.
2. Provide a dedicated cable to each push button per manufacturer's instructions.
3. If APS equipment is mounted in cabinet, use filtered power (i.e., Controller Receptacle) to power APS equipment. Do not use Equipment Receptacle, which is a GFCI outlet.
4. Never attempt to operate a standard contact closure push button with the APS system unless cabinet is re-wired for standard button operation or unless explicitly allowed by the manufacturer.
5. Place manufacturer's instructions in cabinet with cabinet prints, signal plans, and electrical details.

### FLASHER CIRCUIT MODIFICATION DETAIL

IN ORDER TO INSURE THAT SIGNALS FLASH CONCURRENTLY ON THE SAME APPROACH, MAKE THE FOLLOWING FLASHER CIRCUIT CHANGES:

1. ON REAR OF PDA - REMOVE WIRE FROM TERM. T2-4 AND TERMINATE ON T2-2.
2. ON REAR OF PDA - REMOVE WIRE FROM TERM. T2-5 AND TERMINATE ON T2-3.
3. REMOVE FLASHER UNIT 2.

THE CHANGES LISTED ABOVE TIES ALL PHASES AND OVERLAPS TO FLASHER UNIT 1.




### COUNTDOWN PEDESTRIAN SIGNAL OPERATION

Countdown Ped Signals are required to display timing only during Ped Clearance Interval. Consult Ped Signal Module user's manual for instructions on selecting this feature.

THIS ELECTRICAL DETAIL IS FOR  
THE SIGNAL DESIGN: 14-1075  
DESIGNED: Apr 2023  
SEALED: 04/11/2023  
REVISED: N/A

Electrical Detail - Sheet 2 of 2  
Final Design

DOCUMENT NOT CONSIDERED FINAL  
UNLESS ALL SIGNATURES COMPLETED

ELECTRICAL AND PROGRAMMING DETAILS FOR:  	Prepared For: US 276 (Russ Avenue) at Frazier Street / Ingles Entrance		SEAL 
	Division 14 PLAN DATE: April 2023 PREPARED BY: TS Popelka	Haywood County REVIEWED BY: WJ Hamilton RKA PROJ. NO: 16085 (040)	
Infrastructure Consulting Services, Inc.  RAMEY KEMP ASSOCIATES 8210 University Executive Park Drive Suite 220 Charlotte, North Carolina 28223 Phone: 704-548-4200   www.rameykemp.com   NC License No. F-1489		750 N. Greenfield Pkwy, Garner, NC 27529	