DocuSign Envelope ID: C609EDE9-8957-4219-A341-F8B58281E1C5

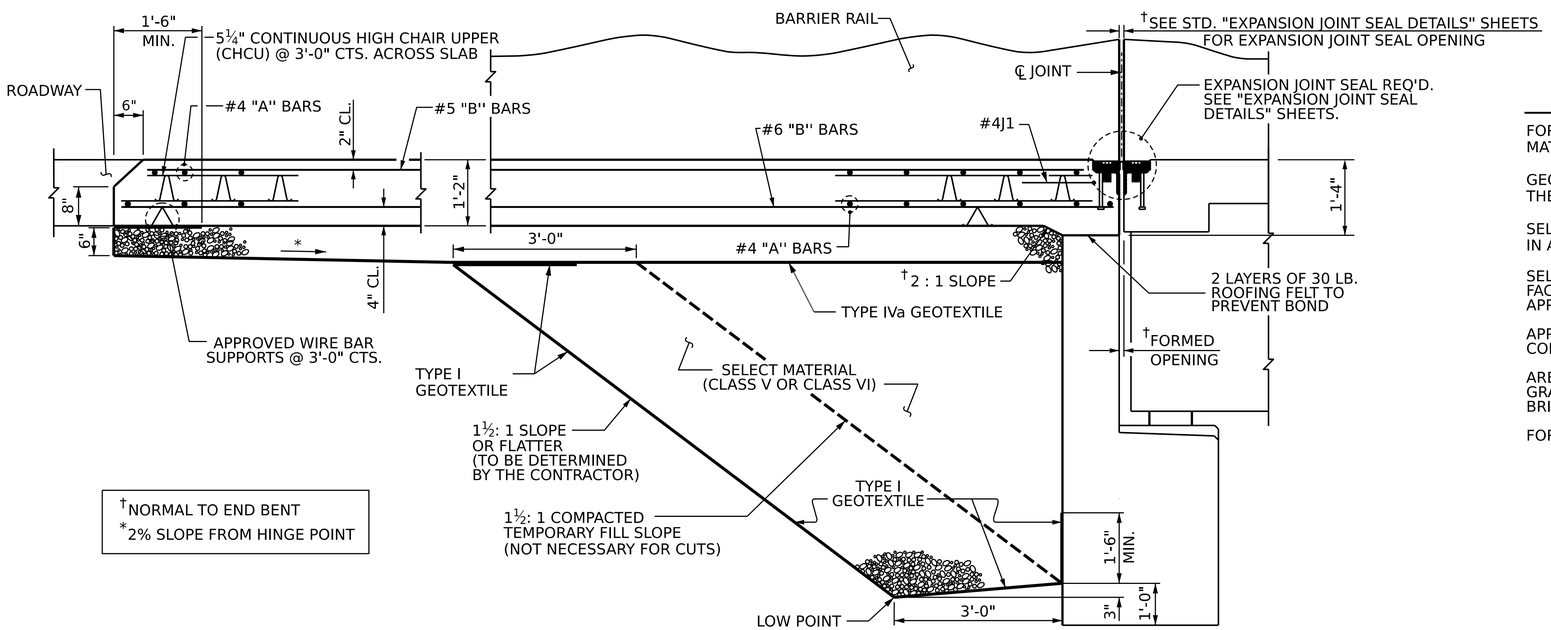

†NORMAL TO END BENT
*2% SLOPE FROM HINGE POINT

SECTION THRU SLAB

(TYPE I APPROACH FILL - SEE ROADWAY PLANS SHEET 2C-4)

NOTES

FOR BRIDGE APPROACH FILL INCLUDING GEOTEXTILE AND SELECT MATERIAL, SEE ROADWAY PLANS.

GEOTEXTILE (TYPE 1 OR TYPE 4a) SHALL BE IN ACCORDANCE WITH THE STANDARD SPECIFICATIONS SECTION 1056.

SELECT MATERIAL BACKFILL (CLASS V OR CLASS VI) SHALL BE IN ACCORDANCE WITH STANDARD SPECIFICATIONS SECTION 1016.

SELECT MATERIAL BACKFILL IS TO BE CONTINUOUS ALONG FILL FACE OF BACKWALL FROM OUTSIDE EDGE TO OUTSIDE EDGE OF APPROACH SLAB.

APPROACH SLAB SHALL NOT BE CONSTRUCTED PRIOR TO COMPLETION OF THE BRIDGE DECK.

AREA BETWEEN THE WINGWALL AND APPROACH SLAB SHALL BE GRADED TO DRAIN THE WATER AWAY FROM THE FILL FACE OF THE BRIDGE AND SHALL BE PAVED. SEE ROADWAY PLANS.

FOR EXPANSION JOINT SEALS, SEE SPECIAL PROVISIONS.

BILL OF MATERIAL

FOR ONE APPROACH SLAB (2 REQ'D)

STAGE I

BAR	NO.	SIZE	TYPE	LENGTH	WEIGHT
*A1	50	#4	STR	27'-0"	902
A2	52	#4	STR	27'-0"	938
*B1	43	#5	STR	24'-1"	1080
B2	43	#6	STR	24'-8"	1593
*J1	24	#4	5	1'-5"	23
L1	23	#5	6	3'-10"	92
REINFORCING STEEL					2623 LBS.
* EPOXY COATED REINFORCING STEEL					2005 LBS.
CLASS AA CONCRETE					24.1 C. Y.

STAGE II

BAR	NO.	SIZE	TYPE	LENGTH	WEIGHT
*A3	50	#4	STR	20'-11"	699
A4	52	#4	STR	20'-11"	727
*B1	38	#5	STR	24'-1"	955
B2	38	#6	STR	24'-8"	1408
*B3	4	#5	STR	6'-6"	27
B4	4	#6	STR	6'-6"	39
*J1	20	#4	5	1'-5"	19
REINFORCING STEEL					2174 LBS.
* EPOXY COATED REINFORCING STEEL					1700 LBS.
CLASS AA CONCRETE					21.3 C. Y.

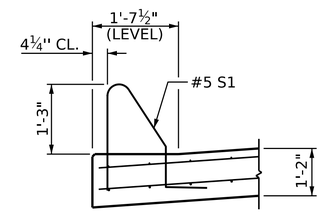

SECTION K-K

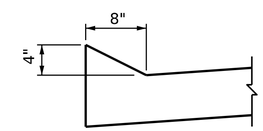

SECTION N-N

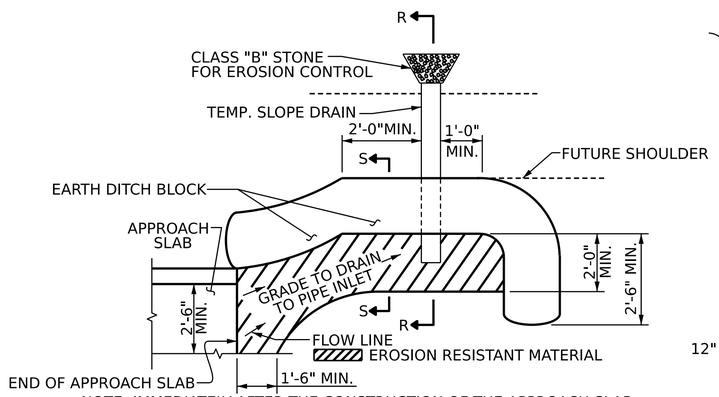

NOTE: IMMEDIATELY AFTER THE CONSTRUCTION OF THE APPROACH SLAB, THE CONTRACTOR SHALL PROVIDE TEMPORARY BERM AND SLOPE DRAIN. CONTRACTOR SHALL GRADE TO PIPE INLET AND PROVIDE EROSION RESISTANT MATERIAL AS SHOWN. THE EROSION RESISTANT MATERIAL SHALL BE EITHER 1) ASPHALT PLANT MIX, TYPE 1 OR TYPE 2, MIN. 2" DEPTH, 2) EROSION CONTROL MAT, OR 3) CONCRETE, AS DIRECTED BY THE ENGINEER. THE SLOPE DRAIN SHALL CONSIST OF A NON-PERFORATED TEMPORARY DRAINAGE PIPE, 12 INCHES IN DIAMETER.

PLAN VIEW

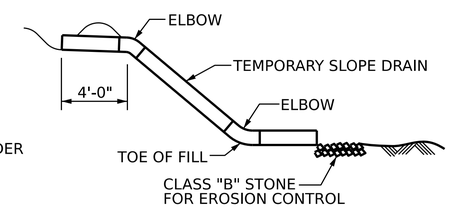

SECTION R-R

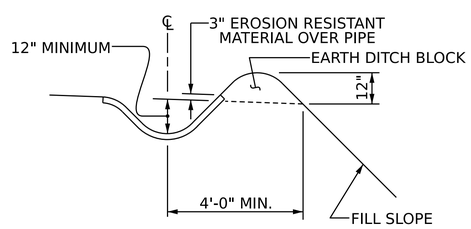

SECTION S-S

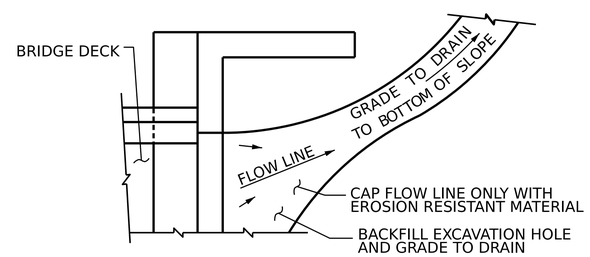

NOTE: IF THE APPROACH SLAB IS NOT CONSTRUCTED IMMEDIATELY AFTER THE BACKFILLING OF THE END BENT EXCAVATION, GRADE TO DRAIN TO THE BOTTOM OF THE SLOPE AND PROVIDE EROSION RESISTANT MATERIAL. SUCH AS FIBERGLASS ROVING OR AS DIRECTED BY THE ENGINEER TO PREVENT SOIL EROSION AND TO PROTECT THE AREA ADJACENT TO THE STRUCTURE. THE CONTRACTOR WILL BE REQUIRED TO REMOVE THESE MATERIALS PRIOR TO CONSTRUCTION OF THE APPROACH SLAB.

TEMPORARY DRAINAGE DETAIL

TEMPORARY BERM AND SLOPE DRAIN DETAILS

(TO BE USED WHEN SHOULDER BERM GUTTER IS REQUIRED)

SPLICE LENGTHS

BAR SIZE	EPOXY COATED	UNCOATED
#4	1'-11"	1'-7"
#5	2'-5"	2'-0"
#6	3'-7"	2'-5"

PROJECT NO. B-3186 / B-5898
HAYWOOD COUNTY
STATION: 24+70.00 -L_LT-

SHEET 3 OF 4

AECOM
AECOM TECHNICAL SERVICES OF NC, INC.
5438 WADE PARK BOULEVARD, SUITE 200
RALEIGH, NC 27607
(919) 854-6200 www.aecom.com
AECOM License No. F-0342

NORTH CAROLINA PROFESSIONAL SEAL 041496 ENGINEER AUSTIN SHANE TUTTLE
DocuSigned by: C209AAAC7F6D4A5...
10/18/2023

STATE OF NORTH CAROLINA
DEPARTMENT OF TRANSPORTATION
RALEIGH

APPROACH SLAB DETAILS

REVISIONS							SHEET NO.
NO.	BY:	DATE:	NO.	BY:	DATE:		S3-48
1			3				TOTAL SHEETS
2			4				50

DRAWN BY : L. LEE DATE : 06/2023
CHECKED BY : S. NATARAJAN DATE : 06/2023
DESIGN ENGINEER OF RECORD: D. TUTTLE DATE : 06/2023

DOCUMENT NOT CONSIDERED FINAL UNLESS ALL SIGNATURES COMPLETED

10/18/2023
c:\pwworking\usnc\dms13652\403_095_B-5898-B-3186_SMU_BAS3_S3-48_430158.DGN
NealT

STD. NO. BAS2