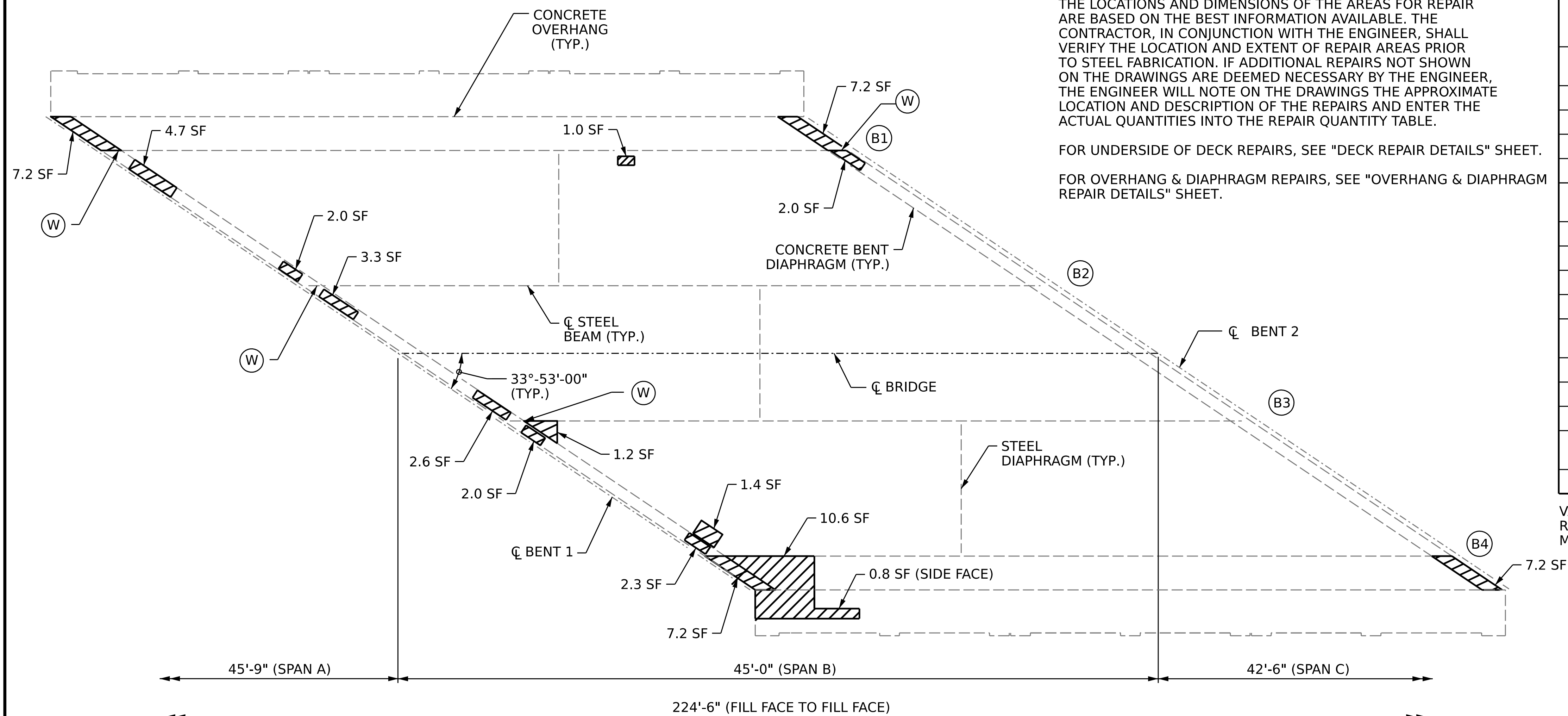


NOTES:

THE LOCATIONS AND DIMENSIONS OF THE AREAS FOR REPAIR ARE BASED ON THE BEST INFORMATION AVAILABLE. THE CONTRACTOR, IN CONJUNCTION WITH THE ENGINEER, SHALL VERIFY THE LOCATION AND EXTENT OF REPAIR AREAS PRIOR TO STEEL FABRICATION. IF ADDITIONAL REPAIRS NOT SHOWN ON THE DRAWINGS ARE DEEMED NECESSARY BY THE ENGINEER, THE ENGINEER WILL NOTE ON THE DRAWINGS THE APPROXIMATE LOCATION AND DESCRIPTION OF THE REPAIRS AND ENTER THE ACTUAL QUANTITIES INTO THE REPAIR QUANTITY TABLE.

FOR UNDERSIDE OF DECK REPAIRS, SEE "DECK REPAIR DETAILS" SHEET.

FOR OVERHANG & DIAPHRAGM REPAIRS, SEE "OVERHANG & DIAPHRAGM REPAIR DETAILS" SHEET.



SPAN B

DECK UNDERSIDE REPAIR QUANTITY TABLE

DECK UNDERSIDE REPAIRS SPAN B	QUANTITIES			
	ESTIMATE		ACTUAL	
SHOTCRETE REPAIRS	AREA SF	VOLUME CF	AREA SF	VOLUME CF
UNDERSIDE OF DECK	3.6	1.2		
CONCRETE DIAPHRAGM	47.7	36.8		
OVERHANG	11.4	3.9		
CONCRETE REPAIRS	AREA SF	VOLUME CF	AREA SF	VOLUME CF
UNDERSIDE OF DECK	0	0		
CONCRETE DIAPHRAGM	0	0		
OVERHANG	0	0		
EPOXY RESIN INJECTION	LINEAR FT		LINEAR FT	
CONCRETE DIAPHRAGM	0			
CONCRETE OVERHANG	0			
ZONE PAINTING		AREA SF		AREA SF
BEAM ENDS		225.4		

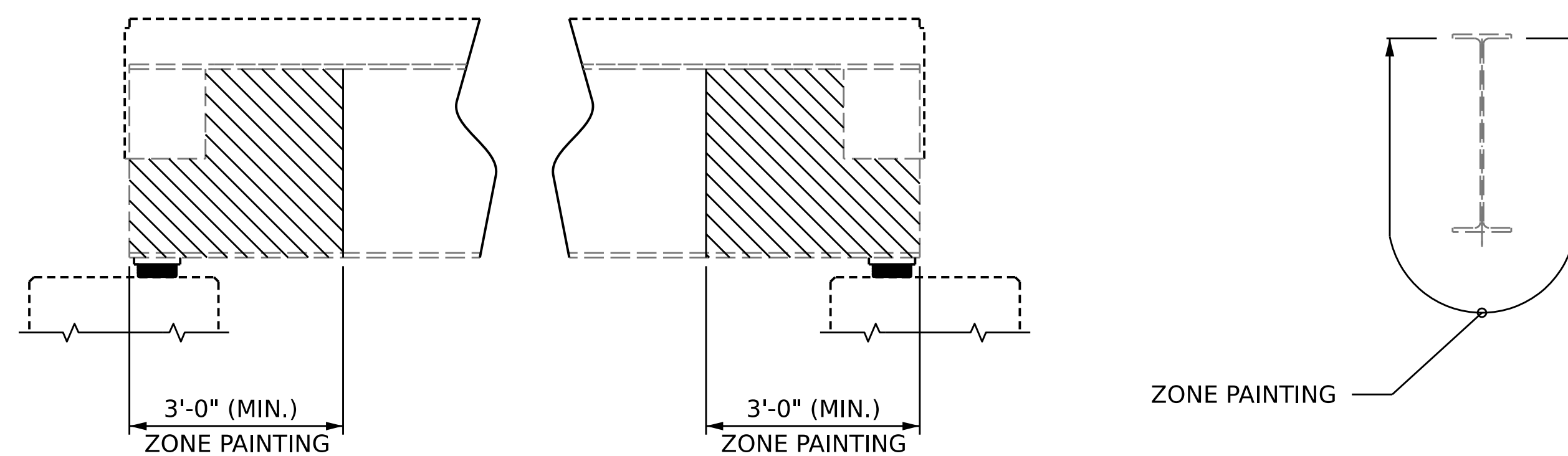
VALUES IN CHART REPRESENT ESTIMATED REPAIR TOTALS AFTER REMOVAL OF UNSOUND CONCRETE, MIN. OF 1" BEHIND REBAR AND MIN. 2" CLEAR TO SAWCUT. SEE REPAIR DETAILS.

- SHOTCRETE REPAIR AREA
- CONCRETE REPAIR AREA
- ZONE PAINTING
- EPOXY RESIN INJECTION
- BEAM NUMBER
- WEB PLATING REPAIR
- BOTTOM FLANGE PLATING REPAIR
- BOLTED WEB PLATE REPAIR
- BOLTED FLANGE PLATE REPAIR
- BEAM REPAIR CUT-OUT

BOLTED STEEL PLATES		STEEL PLATES		STEEL DIAPHRAGM		BEAM REPAIR CUT-OUT	
LBS.		LBS.		LBS.		LBS.	
ESTIMATE	ACTUAL	ESTIMATE	ACTUAL	ESTIMATE	ACTUAL	ESTIMATE	ACTUAL
0.0		446.0		0.0		0.0	


REPAIR TYPE	BEAM	LOCATION	DIM. "A"	DIM. "B"	DIM. "C"	DIM. "D"
W	1	BENT 1	18"	16"		
W	2	BENT 1	18"	18"		
W	3	BENT 1	18"	18"		
W	1	BENT 2	18"	18"		

(SEE SHEETS S2-26, S2-27 AND S2-28 FOR BEAM REPAIR DETAILS AND DIMENSIONS.)



LIMITS OF ZONE PAINTING

DRAWN BY : S. T. SANDOR DATE : 1/31/23
 CHECKED BY : W. C. SMITH DATE : 5/31/23



DocuSigned by:
 William C. Smith
 8A2A6293F0241D
 10/24/2023

PROJECT NO. **B-5981**
DUPLIN COUNTY
 BRIDGE NO. **300017**

SHEET 2 OF 5

STATE OF NORTH CAROLINA
 DEPARTMENT OF TRANSPORTATION
 RALEIGH

**DECK UNDERSIDE REPAIR
 SPAN B**

NO.	REVISIONS			NO.	REVISIONS			SHEET NO.
	BY:	DATE:			BY:	DATE:		
1				3			S2-11	
2				4			TOTAL SHEETS 31	

DOCUMENT NOT CONSIDERED
 FINAL UNLESS ALL
 SIGNATURES COMPLETED