


8/17/19

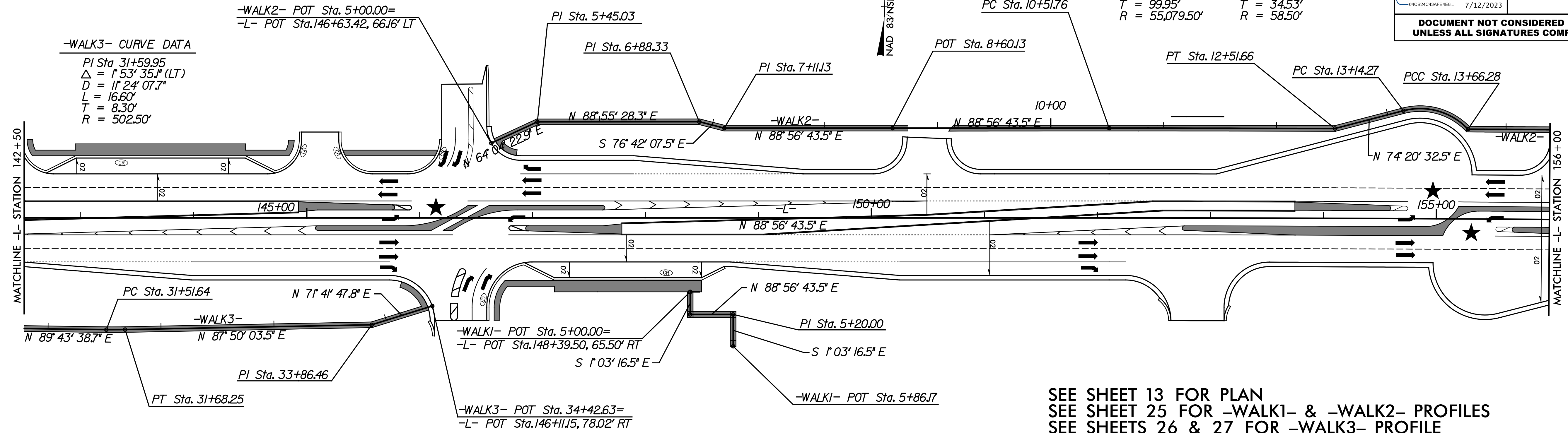
# SIDEWALK ALIGNMENT DETAIL



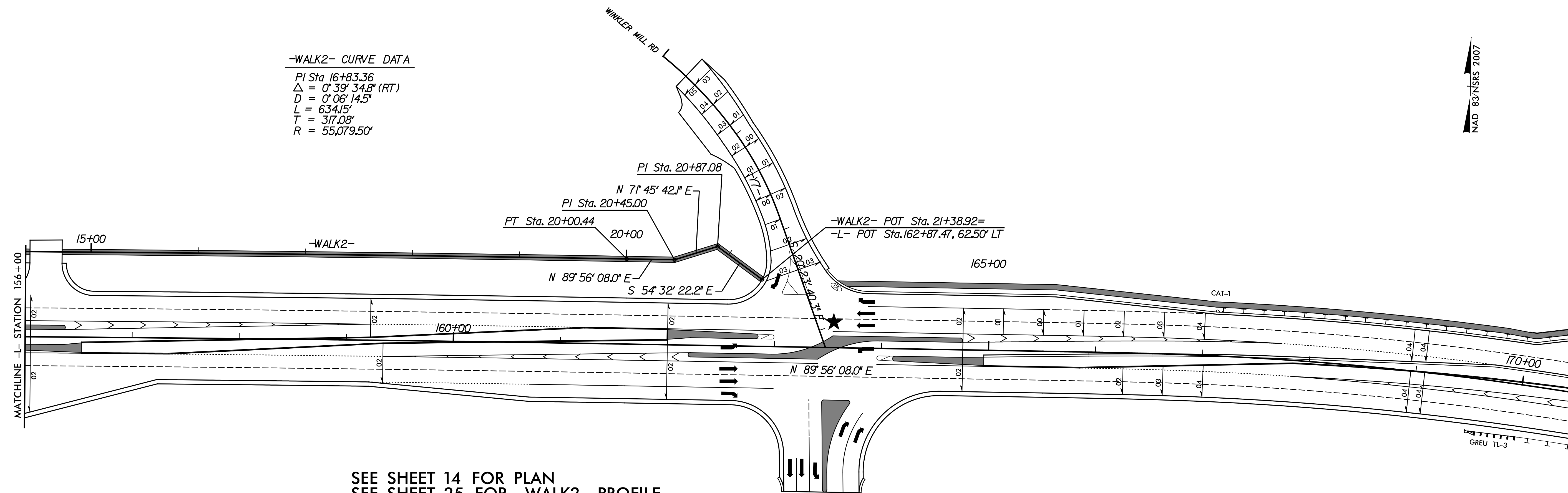
PROJECT REFERENCE NO. U-5312	SHEET NO. 2B-2
ROADWAY DESIGN ENGINEER	
DOCUMENT NOT CONSIDERED FINAL UNLESS ALL SIGNATURES COMPLETED	

**-WALK2- CURVE DATA**

PI Sta 11+51.71	PI Sta 13+48.79
$\Delta = 0^\circ 12' 28.6" (RT)$	$\Delta = 6^\circ 05' 54.6" (RT)$
$D = 0^\circ 06' 14.5"$	$D = 11^\circ 27' 12.3"$
$L = 199.90'$	$L = 52.02'$
$T = 99.95'$	$T = 34.53'$
$R = 55,079.50'$	$R = 58.50'$



SEE SHEET 13 FOR PLAN  
 SEE SHEET 25 FOR -WALK1- & -WALK2- PROFILES  
 SEE SHEETS 26 & 27 FOR -WALK3- PROFILE



SEE SHEET 14 FOR PLAN  
 SEE SHEET 25 FOR -WALK2- PROFILE

3/11/2023  
 U6312-rdy\_det\_2B-1.dgn  
 Haveliano