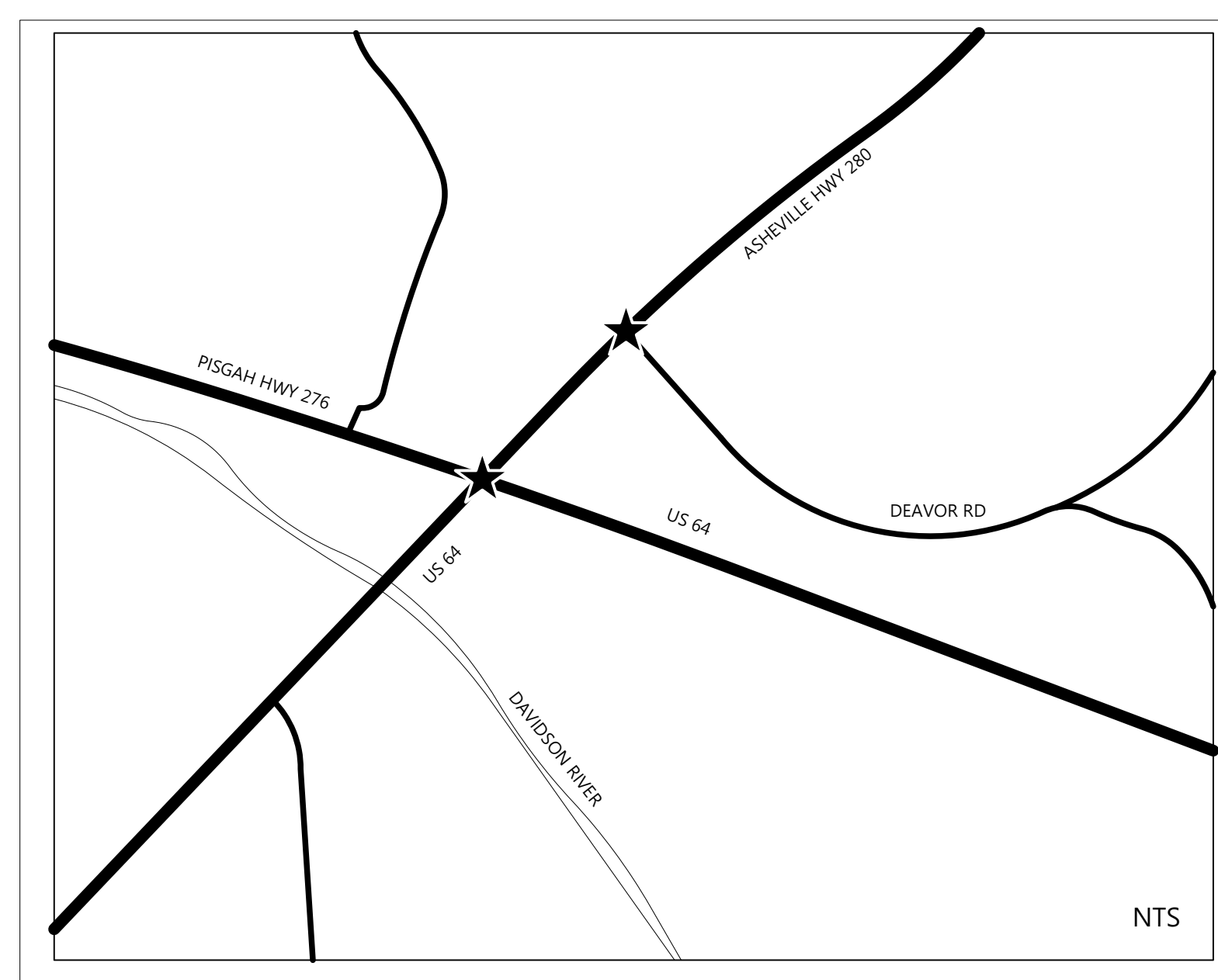


NCDOT R-5799 at US 64 and NC 280/64

ISSUED: JUNE 2021

VICINITY MAP



SHEET INDEX

- L - 0 COVER SHEET
- L - 1 SITE PLAN: KEY PLAN
- L - 2 SITE PLAN: PISGAH HWY INTERSECTION
- L - 3 SITE PLAN: DEAVOR RD INTERSECTION
- L - 4 GRADING PLAN: PISGAH HWY INTERSECTION ROUNDABOUT CENTER
- L - 5 GRADING PLAN: DEAVOR ROAD INTERSECTION ROUNDABOUT CENTER
- L - 6 STAKING PLAN: PISGAH HIGHWAY INTERSECTION ROUNDABOUT CENTER
- L - 7 TREE PLANTING PLAN: KEY PLAN
- L - 8 TREE PLANTING PLAN: PISGAH HWY INTERSECTION
- L - 9 TREE PLANTING PLAN: DEAVOR ROAD INTERSECTION
- L - 10 SHRUB AND PERENNIAL PLANTING PLAN: KEY PLAN
- L - 11 SHRUB AND PERENNIAL PLANTING PLAN: GATEWAY SIGN AT PISGAH HWY INTERSECTION
- L - 12 SHRUB AND PERENNIAL PLANTING PLAN: ROUNDABOUT AT PISGAH HWY INTERSECTION
- L - 13 SHRUB AND PERENNIAL PLANTING PLAN: STREAM ON SE CORNER OF PISGAH HWY INTERSECTION
- L - 14 SHRUB AND PERENNIAL PLANTING PLAN: NE CORNER OF PISGAH HWY INTERSECTION
- L - 15 SHRUB AND PERENNIAL PLANTING PLAN: ASHEVILLE HWY BETWEEN PISGAH HWY INTERSECTION AND DEAVOR RD INTERSECTION
- L - 16 SHRUB AND PERENNIAL PLANTING PLAN: SHOPPING CENTER MEDIAN NORTH OF DEAVOR ROAD INTERSECTION
- L - 17 SHRUB AND PERENNIAL PLANTING PLAN: ROUNDABOUT AT DEAVOR RD
- L - 18 PLANTING SECTION AND DETAILS
- L - 19 SITE FEATURE DETAILS

3/31/2023

Teresa Buckwalter

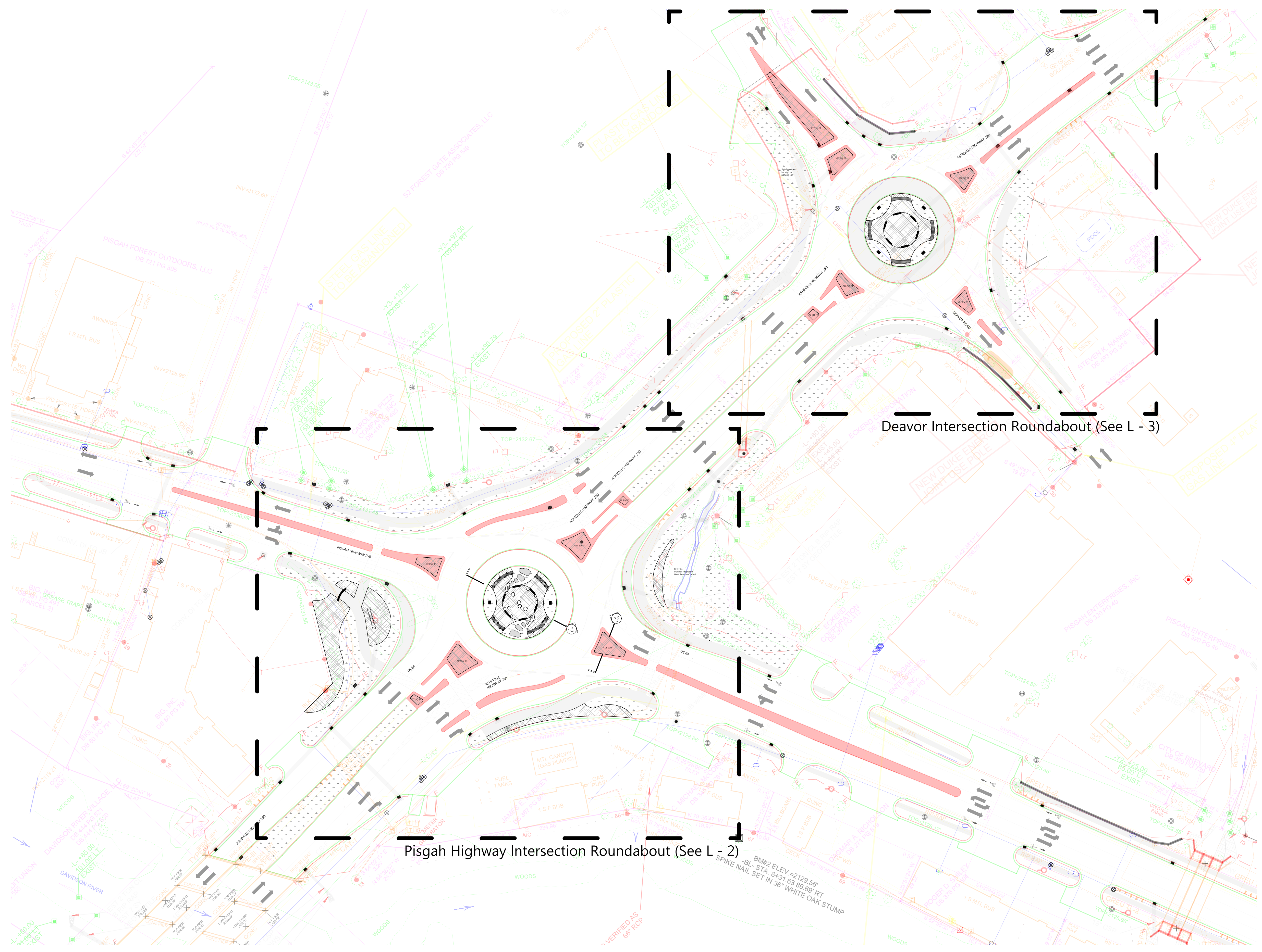
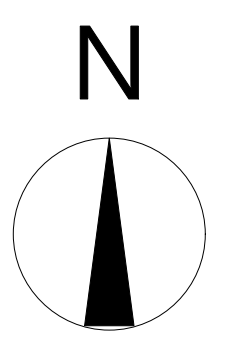
LANDSCAPE ARCHITECT



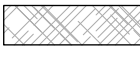
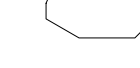

Traffic Planning and Design, Inc

tbuckwalter@trafficpd.com



PO Box 405
 2554 NC Hwy. 105
 Boone, North Carolina
 28607
 Boone, NC 28607
 Ph: 828.719.0177
 mosaiccivicsstudio.com



- Legend:**
-  Gray flagstone slabs
 -  Sod as per specifications
 -  Mulch as per specifications
 -  Boulder
 -  River rock swale

- Site Plan Notes:**
1. All improvements and construction shall be in accordance with state and local codes and regulations. Landscape Architect reserves the right to adjust plants to exact location in field.
 2. Refer to utility plans for utility location information. If actual site conditions vary from what is shown on the plans or if there are discrepancies between the plans, contact the Landscape Architect for direction as to how to proceed.
 3. Refer to RS&H infrastructure drainage plans for drainage information. If actual site conditions vary from what is shown on the plans or if there are discrepancies between the plans, contact the Landscape Architect for direction as to how to proceed.
 4. If any part of this plan cannot be followed due to site conditions, contact Landscape Architect prior to commencing work.
 5. Base map provided by RS&H via dwg on 7/23/20.
 6. All underground utilities shall be field located by utility companies prior to installing plant material.
 7. See dimensions of roundabout elements on L - 3 and L - 6.

Client:



CITY OF BREVARD
95 W MAIN STREET
BREVARD, NC 28712
828.885.5600

Project:

NCDOT R-5799
at US 64 and NC 280/64

Project #:
Drawn By: EW
Checked By: TB
Scale: 1" = 50' - 0"

| Issue | Date |
|-------|-----------|
| 1 | 5/31/2021 |
| 2 | 6/22/2021 |
| | |
| | |

Drawing Title:

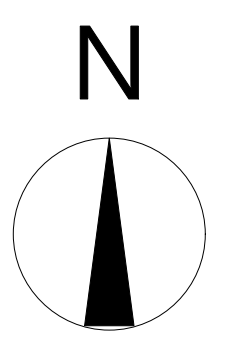
SITE PLAN: Key Plan

Name: Teresa Buckwalter
Seal: Profession: Landscape Architect
License No.: 1702



Designed by:
Teresa Buckwalter
1DB4E028A042D

Drawing No.:



CITY OF BREVARD
95 W MAIN STREET
BREVARD, NC 28712
828.885.5600

Project:

NCDOT R-5799
at US 64 and NC 280/64

Project #:
Drawn By: EW
Checked By: TB
Scale: 1" = 20' - 0"

| Issue | Date |
|-------|-----------|
| 1 | 5/31/2021 |
| 2 | 6/22/2021 |
| | |
| | |
| | |

Drawing Title:
SITE PLAN: Pisgah Hwy Intersection

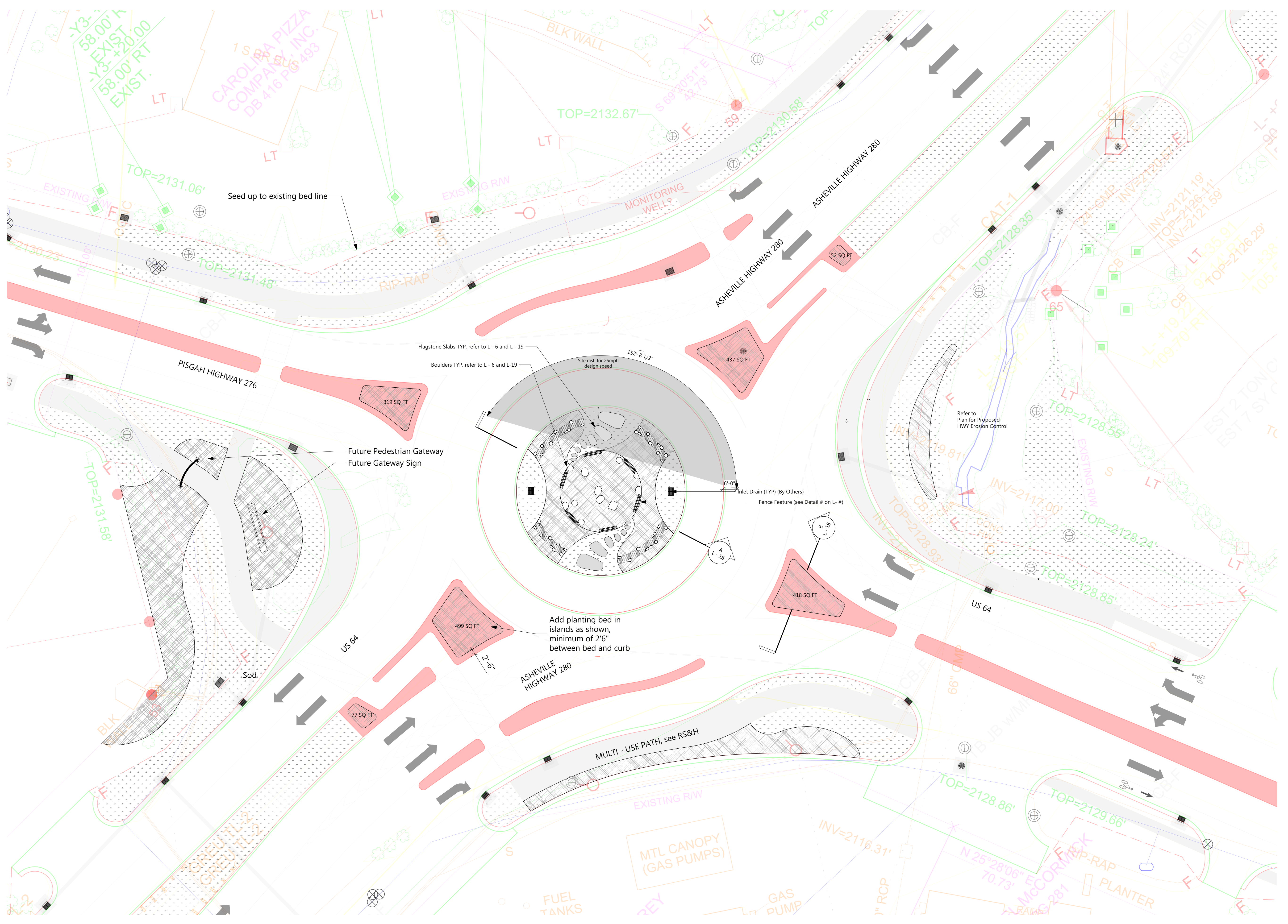
Name: Teresa Buckwalter
Seal: Profession: Landscape Architect
License No.: 1702



Designed by:
Teresa Buckwalter
10460208A0420

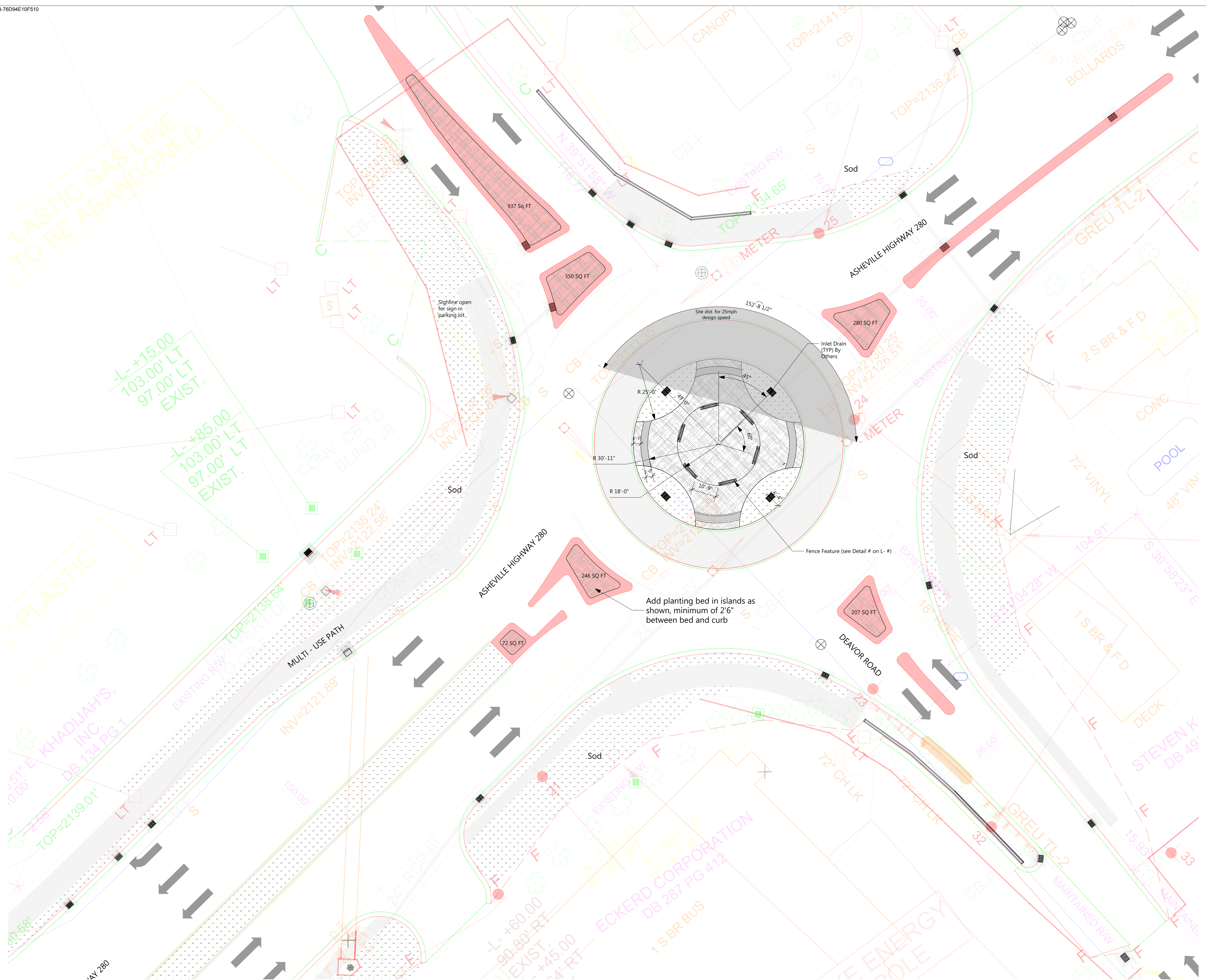
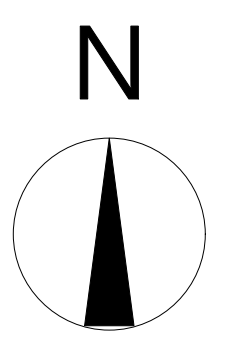
Drawing No.:

L - 2

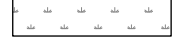




- Legend:
- Gray flagstone slabs
 - Sod as per specifications
 - Mulch as per specifications
 - Boulder
 - River rock swale with stone

- Site Plan Notes:
1. All improvements and construction shall be in accordance with state and local codes and regulations. Landscape Architect reserves the right to adjust plants to exact location in field.
 2. Refer to utility plans for utility location information. If actual site conditions vary from what is shown on the plans or if there are discrepancies between the plans, contact the Landscape Architect for direction as to how to proceed.
 3. Refer to RS&H infrastructure drainage plans for drainage information. If actual site conditions vary from what is shown on the plans or if there are discrepancies between the plans, contact the Landscape Architect for direction as to how to proceed.
 4. If any part of this plan cannot be followed due to site conditions, contact Landscape Architect prior to commencing work.
 5. Base map provided by RS&H via dwg on 7/23/20.
 6. All underground utilities shall be field located by utility companies prior to installing plant material.
 7. See dimensions of roundabout elements on staking plan (L - 6).



Legend:

-  Sod as per specifications
-  Mulch as per specifications
-  River rock swale

Site Plan Notes:

1. All improvements and construction shall be in accordance with state and local codes and regulations. Landscape Architect reserves the right to adjust plants to exact location in field.
2. Refer to utility plans for utility location information. If actual site conditions vary from what is shown on the plans or if there are discrepancies between the plans, contact the Landscape Architect for direction as to how to proceed.
3. Refer to RS&H infrastructure drainage plans for drainage information. If actual site conditions vary from what is shown on the plans or if there are discrepancies between the plans, contact the Landscape Architect for direction as to how to proceed.
4. If any part of this plan cannot be followed due to site conditions, contact Landscape Architect prior to commencing work.
5. Base map provided by RS&H via dwg on 7/23/20.
6. All underground utilities shall be field located by utility companies prior to installing plant material.

Boone, NC 28607
Ph: 828.719.0177

Client:



CITY OF BREVARD
95 W MAIN STREET
BREVARD, NC 28712
828.885.5600

Project:

NCDOT R-5799
at US 64 and NC 280/64

Project #:

Drawn By: EW
Checked By: TB
Scale: 1" = 20' - 0"

Issue

Date

| | |
|---|-----------|
| 1 | 5/31/2021 |
| 2 | 6/22/2021 |
| | |
| | |

Drawing Title:

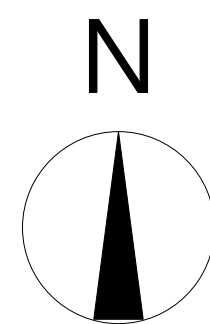
SITE PLAN: Deavor Road Intersection

Name: Teresa Buckwalter
Seal: Profession: Landscape Architect
License No.: 1702



Digitized by:
Teresa Buckwalter
10640208A00420

Drawing No.:



Client:



CITY OF BREVARD
95 W MAIN STREET
BREVARD, NC 28712
828.885.5600

Project:

NCDOT R-5799
at US 64 and NC 280/64

Project #:
Drawn By: EW
Checked By: TB
Scale: 1" = 10' - 0"

| Issue | Date |
|-------|-----------|
| 1 | 5/31/2021 |
| 2 | 6/22/2021 |
| | |
| | |

Drawing Title:

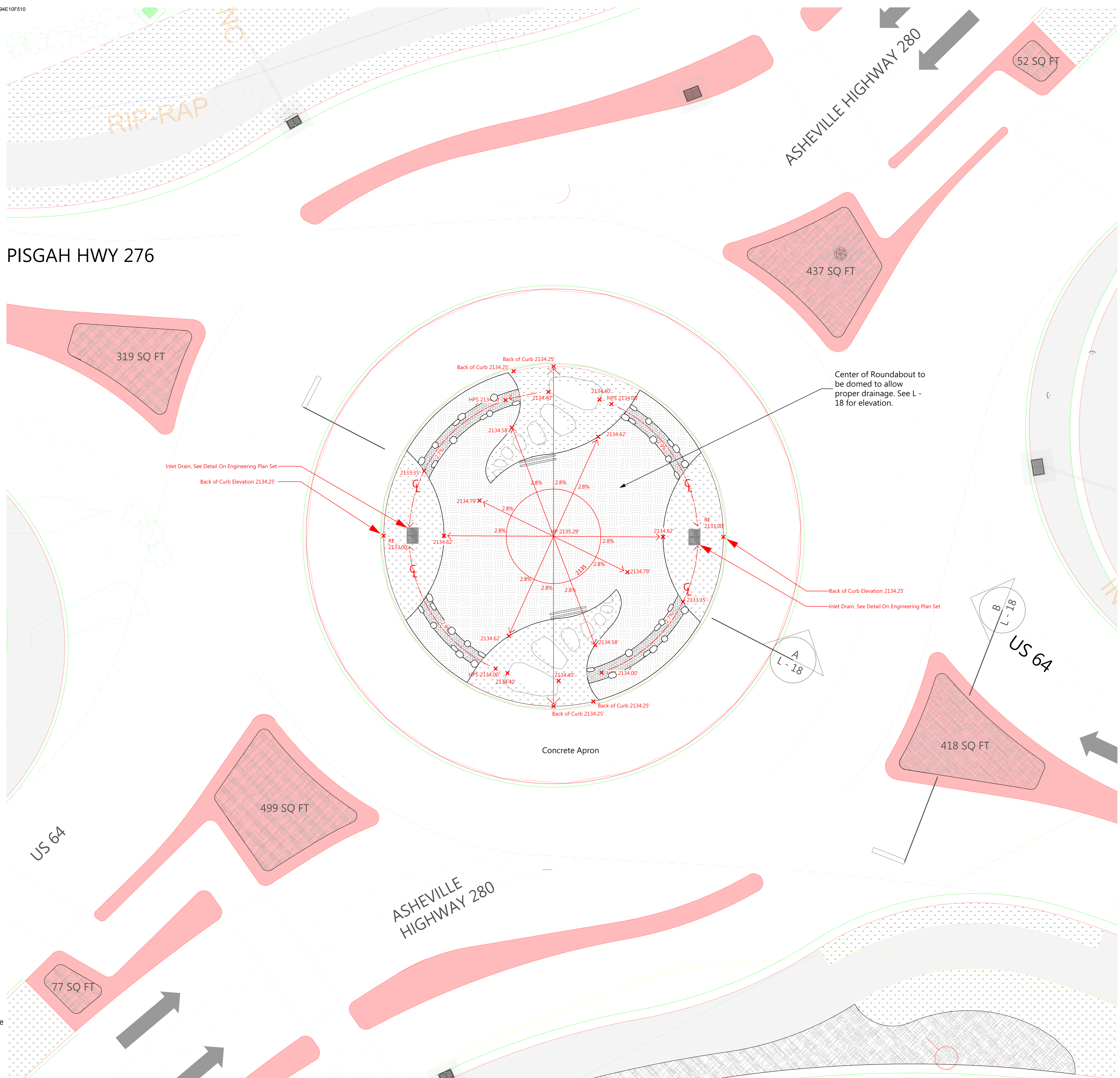
GRADING PLAN:
Pisgah Hwy Intersection
Roundabout Center

Name: Teresa Buckwalter
Seal: Profession: Landscape Architect
License No.: 1702



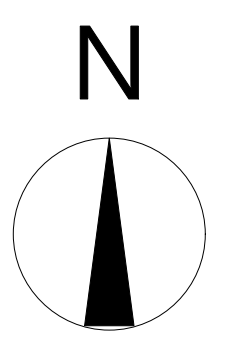
DocuSigned by:
Teresa Buckwalter
103465285A06420

Drawing No.:



- Legend:
- Sod
 - Topsoil
 - River rock drainage swale with stone
 - RE = Rim Elevation
 - HPS = High Point Swale

- Grading Plan Notes:
1. All improvements and construction shall be in accordance with state and local codes and regulations.
 2. Refer to utility plans for utility location information. If actual site conditions vary from what is shown on the plans or if there are discrepancies between the plans, contact the Landscape Architect for direction as to how to proceed.
 3. Refer to RS&H infrastructure drainage plans for drainage information. If actual site conditions vary from what is shown on the plans or if there are discrepancies between the plans, contact the Landscape Architect for direction as to how to proceed.
 4. If any part of this plan cannot be followed due to site conditions, contact Landscape Architect prior to commencing work.
 5. Base map provided by RS&H.
 6. All underground utilities shall be field located by utility companies prior to grading.



Client:



CITY OF BREVARD
95 W MAIN STREET
BREVARD, NC 28712
828.885.5600

Project:

NCDOT R-5799
at US 64 and NC 280/64

Project #:
Drawn By: EW
Checked By: TB
Scale: 1/4" = 1' - 0"

| Issue | Date |
|-------|-----------|
| 1 | 5/31/2021 |
| 2 | 6/22/2021 |
| | |
| | |
| | |

Drawing Title:

STAKING PLAN:
Pisgah
Hwy Intersection Roundabout
Center

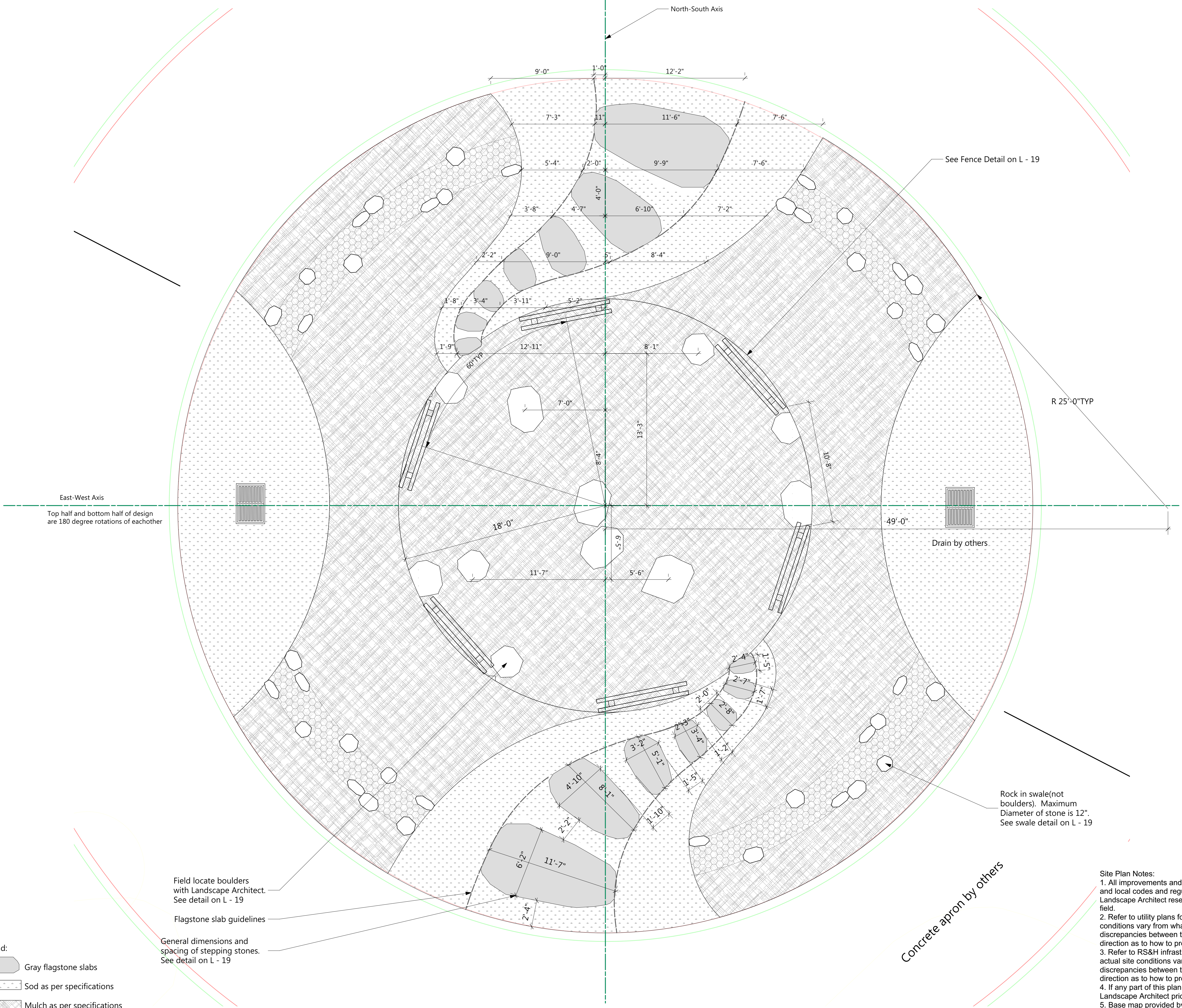
Name: Teresa Buckwalter
Seal: Profession: Landscape Architect
License No.: 1702



DocuSigned by:
Teresa Buckwalter
108E026A06420

Drawing No.:

L - 6



- Legend:
- Gray flagstone slabs
 - Sod as per specifications
 - Mulch as per specifications
 - Boulder
 - River rock drainage swale with stone

Field locate boulders with Landscape Architect. See detail on L - 19

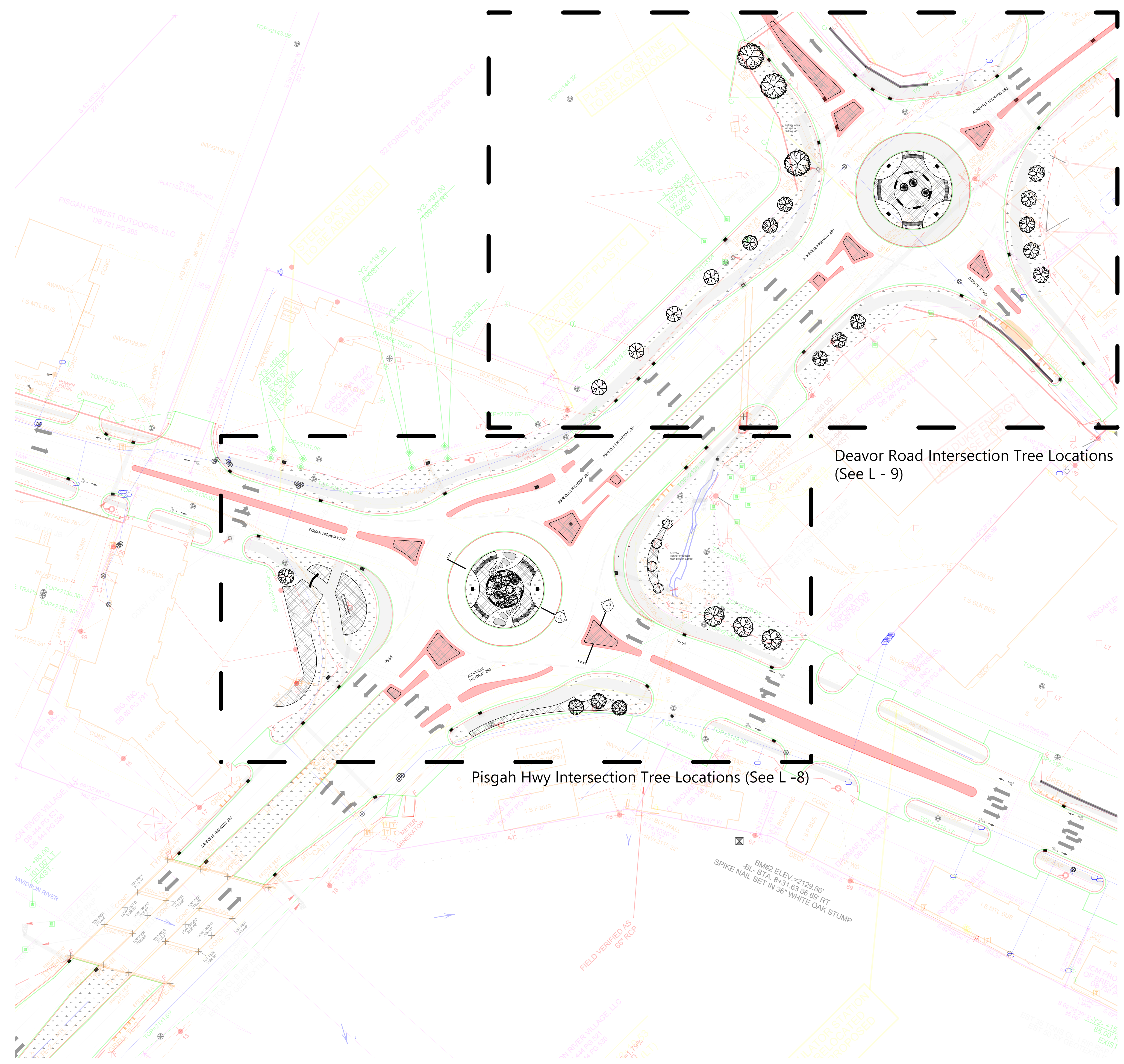
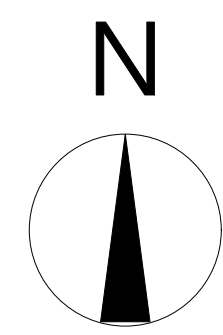
Flagstone slab guidelines

General dimensions and spacing of stepping stones. See detail on L - 19

Concrete apron by others

Rock in swale(not boulders). Maximum Diameter of stone is 12". See swale detail on L - 19

- Site Plan Notes:
1. All improvements and construction shall be in accordance with state and local codes and regulations. Landscape Architect reserves the right to adjust plants to exact location in field.
 2. Refer to utility plans for utility location information. If actual site conditions vary from what is shown on the plans or if there are discrepancies between the plans, contact the Landscape Architect for direction as to how to proceed.
 3. Refer to RS&H infrastructure drainage plans for drainage information. If actual site conditions vary from what is shown on the plans or if there are discrepancies between the plans, contact the Landscape Architect for direction as to how to proceed.
 4. If any part of this plan cannot be followed due to site conditions, contact Landscape Architect prior to commencing work.
 5. Base map provided by RS&H.
 6. All underground utilities shall be field located by utility companies prior to installing plant material.



Deavor Road Intersection Tree Locations (See L - 9)

Pisgah Hwy Intersection Tree Locations (See L - 8)

- Planting Plan Notes:
1. All improvements and construction shall be in accordance with state and local codes and regulations.
 2. This is a planting plan illustrating the shape and form of landscape beds and the specification and placement of plants on the site. Exact locations of plant materials to be approved by the Landscape Architect in the field prior to installation. Landscape Architect reserves the right to adjust plants to exact location in field.
 3. Refer to utility plans for utility location information. If actual site conditions vary from what is shown on the plans or if there are discrepancies between the plans, contact the Landscape Architect for direction as to how to proceed.
 4. Refer to RS&H drainage plans for drainage information. If actual site conditions vary from what is shown on the plans or if there are discrepancies between the plans, contact the Landscape Architect for direction as to how to proceed.
 5. Plant material may be subject to landscape architect approved substitutions based on current nursery availability.
 6. If any part of this plan cannot be followed due to site conditions, contact Landscape Architect prior to commencing work.
 7. Base map provided by RS&H.
 8. All underground utilities shall be field located by utility companies prior to installing plant material.
 9. Perform excavation in the vicinity of underground utilities with care and if necessary, by hand.
 10. Verify plant counts and square footages of this plan.
 11. Provide matching forms and sizes for plant materials within each species and size designated on the drawings.
 12. Trees to be planted a minimum of 4 feet from edge of building, or pavement, except as approved by Landscape Architect.
 13. Trees to be planted a minimum of 10 feet from water and sewer lines and a minimum of 15 feet from electrical and gas lines.

| ID | Qty | Latin Name | Common Name | Size | Remarks |
|---------|-----|---|---|------------|--|
| AC | 4 | <i>Amenlicher canadensis</i> | Shadbolt Serviceberry | 6' | Multi-stem, stand alone specimen quality Suggested substitute: <i>Amenlicher Princess Diana</i> |
| AM - LS | 34 | <i>Aronia melanocarpa 'UCONNAM16'</i> | Low Scape™ Mound Chokeberry | 2 GL | |
| AR-W | 2 | <i>Acer rubrum 'Wheatst'</i> | Red Maple, Swamp Maple | 10 - 12' | columnar |
| B-PS | 21 | <i>Baptisia hybrid</i> | Falco Indigo | 1 GL | Suggested substitute - 'Lunar Eclipse' |
| CA-CS | 66 | <i>Carex amphibola</i> | Creek Sedge | 3.25" | |
| CA-KF | 18 | <i>Calamagrostis x acutiflora 'Karl Foerster'</i> | Foerster's Feather Reed Grass | 3 GL | |
| CC | 3 | <i>Cercis canadensis</i> | Eastern Redbud | 5' min | |
| CCar-NF | 4 | <i>Carpinus caroliniana 'JFS-KW'</i> | Native Flame American Hornbeam | 5' min | |
| CF-BZ | 36 | <i>Carex flacca 'Blue Zinger'</i> | Blue Zinger Sedge | 3.25" | |
| CK | 6 | <i>Cornus kousa</i> | Kousa Dogwood, Japanese Dogwood | 5' min | Suggested substitutes: <i>Aurora</i> , <i>Celestial</i> , <i>Constellation</i> , <i>Ruth Ellen</i> and <i>Starburst</i> stand alone, specimen quality |
| CR-SP | 3 | <i>Cornus x 'Rutpan'</i> | Stellar Pink(R) Dogwood | 5' min | |
| CV | 3 | <i>Chionanthus virginicus</i> | White Fringe Tree | 5' min | stand alone, specimen quality |
| CV-WK | 3 | <i>Crataegus viridis 'Winter King'</i> | Winter King Hawthorn | 2-2.5' cal | |
| DC-G | 76 | <i>Deschampsia caespitosa 'Goldtau'</i> | Golden Dew Tufted Hair Grass | 1 GL | |
| DG - M | 44 | <i>Deutzia gracilis 'Minicream'</i> | Creme Fraiche® Deutzia | 3 GL | |
| FG-RS | 18 | <i>Fothergilla gardenii 'Blue Shadow'</i> | Blue Shadow Fothergilla | 3 GL | Must be blue |
| HA-LO | 69 | <i>Helianthus annuus 'Low Down'</i> | Sunflower | 1 GL | |
| HA-W | 71 | <i>Hydrangea arborescens 'NCHAS'</i> | Invincible Wee White | 2 GL | Dwarf Annabelle |
| H-HR | 45 | <i>Hemerocallis x 'Happy Returns'</i> | Happy Returns Dwarf Daylily | 1 GL | Beautiful reblooming daylily, no substitute |
| HP-L | 19 | <i>Hydrangea paniculata 'Limelight'</i> | Limelight Hardy Hydrangea | 5 GL | |
| HS-TS | 100 | <i>Hydrangea serrata 'MAND'</i> | Tiny Tuft Sulfur™ Mountain Hydrangea | 2 GL | |
| IV-JD | 4 | <i>Ilex verticillata 'Jim Dandy'</i> | Jim Dandy Winterberry | 3 GL | Pollinator plant |
| IV-RS | 18 | <i>Ilex verticillata 'Red Sprite'</i> | Red Sprite Winterberry | 3 GL | |
| IV-S | 108 | <i>Ilex virginica 'Sprite'</i> | Little Henry® Sweetspire | 3 GL | |
| JS-BB | 23 | <i>Juncus squarata 'Blue Star'</i> | Blue Star Juniper | 3 GL | |
| MD-PP | 29 | <i>Monarda didyma 'Pardon my Purple'</i> | Pardon my Purple Bee Balm | 1 GL | Or other dwarf monards 12" in height or less |
| NS | 3 | <i>Nyssa sylvatica</i> | Tupelo, Black Gum | 2.5-3' cal | Suggested cultivars 'Widifera', 'Green Gable', 'David Olson' |
| N-WL | 74 | <i>Nepeta x faassenii 'Walker's Low'</i> | Walker's Low Catmint | 1 GL | |
| PA-C | 6 | <i>Picea abies 'Cupressina'</i> | Columnar Norway Spruce | 10-12' | columnar (narrow) |
| PS - P | 3 | <i>Picea glauca 'Pendula'</i> | Weeping White Spruce | 8' min | columnar (very narrow) |
| PH - A | 24 | <i>Phlox hybrida 'PPHIL07301'</i> | PAPARAZZI ANGELINA CREEPING PHLOX | 1 GL | |
| PH - L | 18 | <i>Phlox hybrida 'PHL091601'</i> | PAPARAZZI LEVINE CREEPING PHLOX | 1 GL | |
| PL - MV | 27 | <i>Pinus strobus 'Mount Vernon'</i> | Mount Vernon English Laurel | 3 GL | |
| PM - S | 37 | <i>Pinus mugo 'Strommayer'</i> | Strommayer Mugo Pine | 3 GL | |
| QW - N | 9 | <i>Quercus x warsi 'Nasler'</i> | Kindred Spirit Oak | 10 - 12' | Columnar |
| R - RE | 5 | <i>Rhododendron 'Roseum Elegans'</i> | Roseum Elegans Rhododendron | 5-7 GL | 'English Roseum', 'Roseum Pink' and 'Bourne' are suggested substitutes, foliage full to ground |
| R-C | 13 | <i>Rhododendron 'Chionoides'</i> | Chionoides Rhododendron | 3 GL | foliage full to ground |
| RN - CR | 97 | <i>Rosa x 'Nostraum'</i> | Flower Carpet(R) Pink Ground Cover Rose | 3 GL | |
| RR - AL | 14 | <i>Rhododendron 'Robles' PP22762</i> | Autumn Lilac Encore Azalea | 3 GL | |
| SH | 88 | <i>Sporobolus heterolepis</i> | Prairie Dropseed | 1 GL | |
| SH-T | 242 | <i>Sporobolus heterolepis 'Tara'</i> | Prairie Dropseed | 1 GL | or other spirea variety that will not exceed 24" in height |
| SL-Y | 85 | <i>Scirpus japonica 'Yan' USPP 21615</i> | Double Play® Gold Spirea | 3 GL | |
| SL-C | 25 | <i>Salix nemoralis 'Caradonna'</i> | Caradonna Meadow Sage | 1 GL | |
| TM-E | 18 | <i>Taxus x media 'Everlow'</i> | Everlow Spreading Yew | 3 GL | |
| TD-T | 7 | <i>Thuja occidentalis 'Techny'</i> | Techny Arborvitae | 6' min | |
| Vbr | 5 | <i>Viburnum x pragensis</i> | Prague Viburnum | 3'x3' min | |



Boone, NC 28607
Ph: 828.719.0177

Client:



CITY OF BREVARD
95 W MAIN STREET
BREVARD, NC 28712
828.885.5600

Project:

NCDOT R-5799
at US 64 and NC 280/64

Project #:
Drawn By: EW
Checked By: TB
Scale: 1" = 50' - 0"

Issue 1 Date 5/31/2021
Issue 2 Date 6/22/2021

Drawing Title:

TREE PLANTING PLAN: Key Plan

Name: Teresa Buckwalter
Seal: Profession: Landscape Architect
License No.: 1702



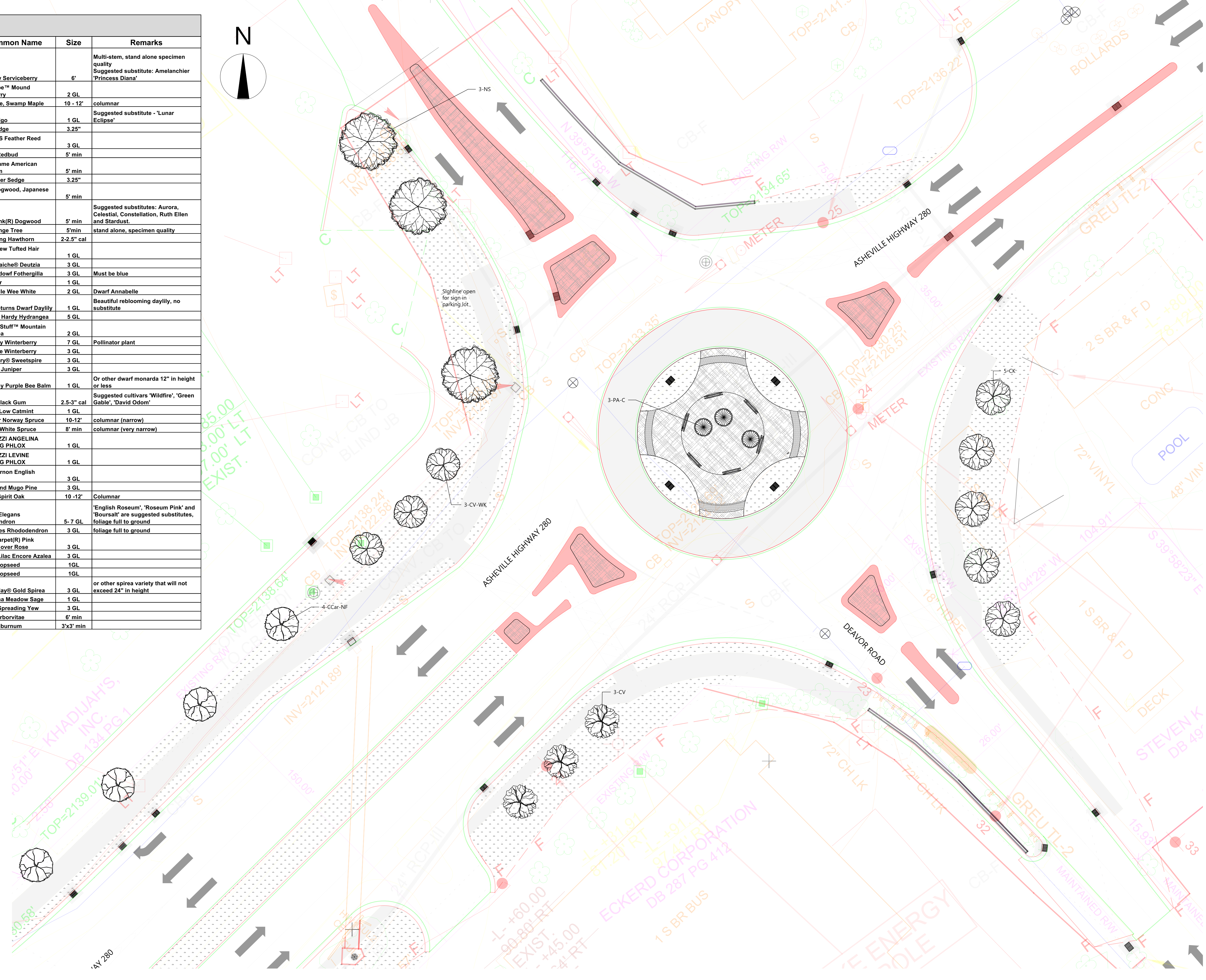
Designed by:
Teresa Buckwalter
108461026840420

Drawing No.:

| ID | Qty | Latin Name | Common Name | Size | Remarks |
|---------|-----|---|---|------------|---|
| AC | 4 | <i>Amelanchier canadensis</i> | Shadblow Serviceberry | 6" | Multi-stem, stand alone specimen quality Suggested substitute: <i>Amelanchier 'Princess Diana'</i> |
| AM - LS | 34 | <i>Aronia melanocarpa</i> 'UCONNAM165' | Low Scape™ Mound Chokeberry | 2 GL | |
| AR-B | 2 | <i>Acer rubrum</i> 'Bowhall' | Red Maple, Swamp Maple | 10 - 12' | columnar Suggested substitute - 'Lunar Eclipse' |
| B-PS | 21 | Baptisia hybrid | False Indigo | 1 GL | |
| CA-CS | 66 | <i>Carex amphibia</i> | Creek Sedge | 3.25" | |
| CA-KF | 18 | <i>Calamagrostis x acutiflora</i> 'Karl Foerster' | Foerster'S Feather Reed Grass | 3 GL | |
| CC | 3 | <i>Cercis canadensis</i> | Eastern Redbud | 5' min | |
| CCar-NF | 4 | <i>Carpinus caroliniana</i> 'JFS-KW6' | Native Flame American Hornbeam | 5' min | |
| CF-BZ | 36 | <i>Carex flacca</i> 'Blue Zinger' | Blue Zinger Sedge | 3.25" | |
| CK | 6 | <i>Cornus kousa</i> | Kousa Dogwood, Japanese Dogwood | 5' min | |
| CR-SP | 3 | <i>Cornus x 'Rutgan'</i> | Stellar Pink(R) Dogwood | 5' min | Suggested substitutes: Aurora, Celestial, Constellation, Ruth Ellen and Stardust. |
| CV | 3 | <i>Chionanthus virginicus</i> | White Fringe Tree | 5' min | stand alone, specimen quality |
| CV-WK | 3 | <i>Crataegus viridis</i> 'Winter King' | Winter King Hawthorn | 2-2.5' cal | |
| DC-G | 76 | <i>Deschampsia caespitosa</i> 'Goldtau' | Golden Dew Tufted Hair Grass | 1 GL | |
| DC - M | 44 | <i>Deutzia gracilis</i> 'Mincream' | Crème Fraiche® Deutzia | 3 GL | |
| FG-BS | 19 | <i>Fothergilla gardenii</i> 'Blue Shadow' | Crème Fraiche® Fothergilla | 3 GL | Must be blue |
| HA-LD | 60 | <i>Helianthus annuus</i> 'Low Down' | Sunflower | 1 GL | |
| HA-W | 71 | <i>Hydrangea arborescens</i> 'NCHAS' | Invincibelle Wee White | 2 GL | Dwarf Annabelle |
| H-HR | 45 | <i>Hemerocallis x 'Happy Returns'</i> | Happy Returns Dwarf Daylily | 1 GL | Beautiful reblooming daylily, no substitute |
| HP-L | 10 | <i>Hydrangea paniculata</i> 'Limelight' | Limelight Hardy Hydrangea | 5 GL | |
| HS-TS | 100 | <i>Hydrangea serrata</i> 'MAKD' | Tiny Tuff Stuff™ Mountain Hydrangea | 2 GL | |
| IV-JD | 4 | <i>Ilex verticillata</i> 'Jim Dandy' | Jim Dandy Winterberry | 7 GL | Pollinator plant |
| IV-RS | 18 | <i>Ilex verticillata</i> 'Red Sprite' | Red Sprite Winterberry | 3 GL | |
| IV-S | 106 | <i>Itea virginica</i> 'Sprich' | Little Henry® Sweetspire | 3 GL | |
| JS-BS | 23 | <i>Juniperus squamata</i> 'Blue Star' | Blue Star Juniper | 3 GL | |
| MD-PP | 29 | <i>Monarda didyma</i> 'Pardon my Purple' | Pardon my Purple Bee Balm | 1 GL | Or other dwarf monarda 12" in height or less |
| NS | 3 | <i>Nyssa sylvatica</i> | Tupelo, Black Gum | 2.5-3" cal | Suggested cultivars 'Wildfire', 'Green Gable', 'David Odom' |
| N-WL | 74 | <i>Nepeta x faassenii</i> 'Walker's Low' | Walker's Low Catmint | 1 GL | |
| PA-C | 6 | <i>Picea abies</i> 'Cupressina' | Columnar Norway Spruce | 10-12' | columnar (narrow) |
| PG - P | 3 | <i>Picea glauca</i> 'Pendula' | Weeping White Spruce | 8' min | columnar (very narrow) |
| PH - A | 24 | <i>Phlox hybrida</i> 'PPPHL07301' | PAPARAZZI ANGELINA CREEPING PHLOX | 1 GL | |
| PH - L | 18 | <i>Phlox hybrida</i> 'PHL091601' | PAPARAZZI LEVINE CREEPING PHLOX | 1 GL | |
| PL - MV | 27 | <i>Prunus laurocerasus</i> 'Mount Vernon' | Mount Vernon English Laurel | 3 GL | |
| PM - S | 37 | <i>Pinus mugo</i> 'Slowmound' | Slowmound Mugo Pine | 3 GL | |
| QW - N | 9 | <i>Quercus x warei</i> 'Nadler' | Kindred Spirit Oak | 10 -12' | Columnar |
| R - RE | 5 | <i>Rhododendron</i> 'Roseum Elegans' | Roseum Elegans Rhododendron | 5-7 GL | 'English Roseum', 'Roseum Pink' and 'Boursart' are suggested substitutes, foliage full to ground |
| R-C | 13 | <i>Rhododendron</i> 'Chionoides' | Chionoides Rhododendron | 3 GL | foliage full to ground |
| RN - CR | 97 | <i>Rosa x 'Nostraum'</i> | Flower Carpet(R) Pink Ground Cover Rose | 3 GL | |
| RR - AL | 14 | <i>Rhododendron</i> 'Robles' PP22762 | Autumn Lilac Encore Azalea | 3 GL | |
| SH | 85 | <i>Sporobolus heterolepis</i> | Prairie Dropseed | 1GL | |
| SH-T | 242 | <i>Sporobolus heterolepis</i> 'Tara' | Prairie Dropseed | 1GL | |
| SJ-Y | 85 | <i>Spiraea japonica</i> 'Yan' USPP 21615 | Double Play® Gold Spirea | 3 GL | or other spirea variety that will not exceed 24" in height |
| SN-C | 20 | <i>Salvia nemorosa</i> 'Caradonna' | Caradonna Meadow Sage | 1 GL | |
| TM-E | 16 | <i>Taxus x media</i> 'Everlow' | Everlow Spreading Yew | 3 GL | |
| TO-T | 7 | <i>Thuja occidentalis</i> 'Techny' | Techny Arborvitae | 6' min | |
| VPr | 5 | <i>Viburnum x pragnense</i> | Prague Viburnum | 3'x3' min | |

Planting Plan Notes:

- All improvements and construction shall be in accordance with state and local codes and regulations.
- This is a planting plan illustrating the shape and form of landscape beds and the specification and placement of plants on the site. Exact locations of plant materials to be approved by the Landscape Architect in the field prior to installation. Landscape Architect reserves the right to adjust plants to exact location in field.
- Refer to utility plans for utility location information. If actual site conditions vary from what is shown on the plans or if there are discrepancies between the plans, contact the Landscape Architect for direction as to how to proceed.
- Refer to RS&H drainage plans for drainage information. If actual site conditions vary from what is shown on the plans or if there are discrepancies between the plans, contact the Landscape Architect for direction as to how to proceed.
- Plant material may be subject to landscape architect approved substitutions based on current nursery availability.
- If any part of this plan cannot be followed due to site conditions, contact Landscape Architect prior to commencing work.
- Base map provided by RS&H.
- All underground utilities shall be field located by utility companies prior to installing plant material.
- Perform excavation in the vicinity of underground utilities with care and if necessary, by hand.
- Verify plant counts and square footages of this plan.
- Provide matching forms and sizes for plant materials within each species and size designated on the drawings.
- Trees to be planted a minimum of 4 feet from edge of building, or pavement, except as approved by Landscape Architect.
- Trees to be planted a minimum of 10 feet from water and sewer lines and a minimum of 15 feet from electrical and gas lines.



Boone, NC 28607
Ph: 828.719.0177



CITY OF BREVARD
95 W MAIN STREET
BREVARD, NC 28712
828.885.5600

Client:


Project:
NCDOT R-5799
at US 64 and NC 280/64

Project #:
Drawn By: EW
Checked By: TB
Scale: 1" = 20' - 0"

| Issue | Date |
|-------|-----------|
| 1 | 5/31/2021 |
| 2 | 6/22/2021 |
| | |
| | |
| | |

Drawing Title:
PLANTING PLAN:
Deavor
Road Intersection Tree Locations

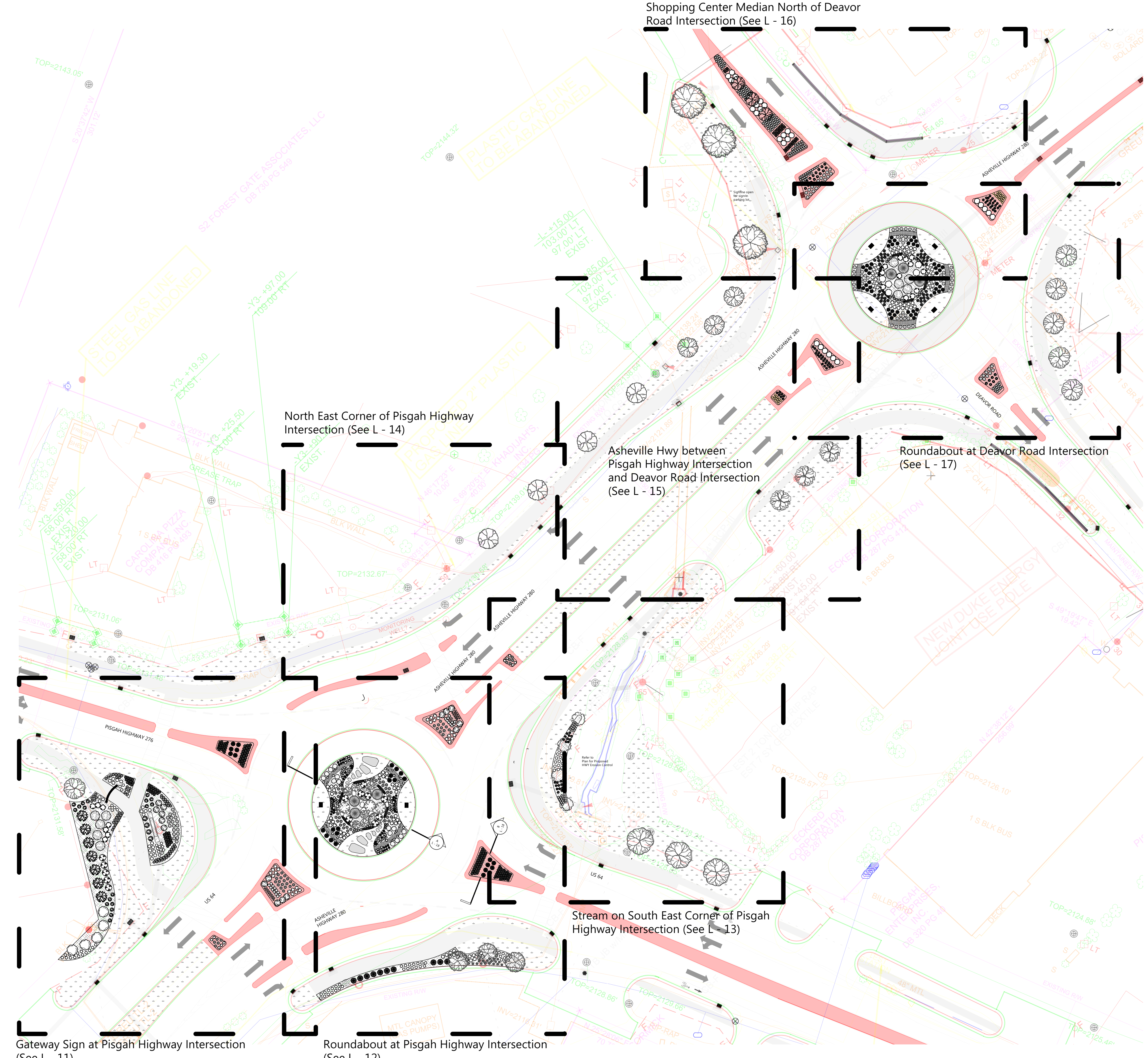
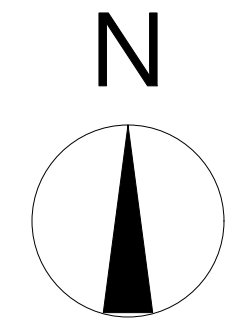
Name: Teresa Buckwalter
Seal: Profession: Landscape Architect
License No.: 1702



Designed by:
Teresa Buckwalter
10646208A04020

Drawing No.:

Planting Plan Notes:
 1. All improvements and construction shall be in accordance with state and local codes and regulations.
 2. This is a planting plan illustrating the shape and form of landscape beds and the specification and placement of plants on the site. Exact locations of plant materials to be approved by the Landscape Architect in the field prior to installation.
 Landscape Architect reserves the right to adjust plants to exact location in field.
 3. Refer to utility plans for utility location information. If actual site conditions vary from what is shown on the plans or if there are discrepancies between the plans, contact the Landscape Architect for direction as to how to proceed.
 4. Refer to RS&H drainage plans for drainage information. If actual site conditions vary from what is shown on the plans or if there are discrepancies between the plans, contact the Landscape Architect for direction as to how to proceed.
 5. Plant material may be subject to landscape architect approved substitutions based on current nursery availability.
 6. If any part of this plan cannot be followed due to site conditions, contact Landscape Architect prior to commencing work.
 7. Base map provided by RS&H.
 8. All underground utilities shall be field located by utility companies prior to installing plant material.
 9. Perform excavation in the vicinity of underground utilities with care and if necessary, by hand.
 10. Verify plant counts and square footages of this plan.
 11. Provide matching forms and sizes for plant materials within each species and size designated on the drawings.
 12. Trees to be planted a minimum of 4 feet from edge of building, or pavement, except as approved by Landscape Architect.
 13. Trees to be planted a minimum of 10 feet from water and sewer lines and a minimum of 15 feet from electrical and gas lines.



Plant List

| ID | Qty | Latin Name | Common Name | Size | Remarks |
|---------|-----|---|---|------------|--|
| AC | 4 | <i>Amelanchier canadensis</i> | Shadblow Serviceberry | 6" | Multi-stem, stand alone specimen quality Suggested substitute: Amelanchier 'Princess Diana' |
| AM-LS | 34 | <i>Aronia melanocarpa</i> 'UCONNAM165' | Low Scape™ Mound Chokeberry | 2 GL | |
| AR-B | 2 | <i>Acer rubrum</i> 'Bowhall' | Red Maple, Swamp Maple | 10 - 12' | columnar |
| B-PS | 21 | <i>Baptisia hybrid</i> | False Indigo | 1 GL | Suggested substitute - 'Lunar Eclipse' |
| CA-CS | 66 | <i>Carex amphibola</i> | Creek Sedge | 3.25" | |
| CA-KF | 18 | <i>Calamagrostis x acutiflora</i> 'Karl Foerster' | Foerster's Feather Reed Grass | 3 GL | |
| CC | 3 | <i>Cercis canadensis</i> | Eastern Redbud | 5' min | |
| CCar-NF | 4 | <i>Carpinus caroliniana</i> 'JFS-KW6' | Native Flame American Hornbeam | 5' min | |
| CF-BZ | 36 | <i>Carex flacca</i> 'Blue Zinger' | Blue Zinger Sedge | 3.25" | Must be blue |
| CK | 6 | <i>Cornus kousa</i> | Kousa Dogwood, Japanese Dogwood | 5' min | |
| CR-SP | 3 | <i>Cornus x 'Rutgan'</i> | Stellar Pink(R) Dogwood | 5' min | Suggested substitutes: Aurora, Celestial, Constellation, Ruth Ellen and Stardust. |
| CV | 3 | <i>Chionanthus virginicus</i> | White Fringe Tree | 5' min | stand alone, specimen quality |
| CV-WK | 3 | <i>Crataegus viridis</i> 'Winter King' | Winter King Hawthorn | 2-2.5" cal | |
| DC-G | 76 | <i>Deschampsia caespitosa</i> 'Goldtau' | Golden Dew Tufted Hair Grass | 1 GL | |
| DG-M | 44 | <i>Deutzia gracilis</i> 'Mincream' | Crème Fraiche® Deutzia | 3 GL | |
| FG-BS | 19 | <i>Fothergilla gardenii</i> 'Blue Shadow' | Blue Shadow Fothergilla | 3 GL | Must be blue |
| HA-LD | 60 | <i>Helianthus annuus</i> 'Low Down' | Sunflower | 1 GL | |
| HA-W | 71 | <i>Hydrangea arborescens</i> 'NCHA5' | Invincibelle® White Hydrangea | 2 GL | Dwarf Annabelle |
| H-HR | 45 | <i>Hemerocallis x 'Happy Returns'</i> | Happy Returns Dwarf Daylily | 1 GL | Beautiful reblooming daylily, no substitute |
| HP-L | 10 | <i>Hydrangea paniculata</i> 'Limelight' | Limelight Hardy Hydrangea | 5 GL | |
| HS-TS | 100 | <i>Hydrangea serrata</i> 'MAKD' | Tiny Tuff Stuff™ Mountain Hydrangea | 2 GL | |
| IV-JD | 4 | <i>Ilex verticillata</i> 'Jim Dandy' | Jim Dandy Winterberry | 7 GL | Pollinator plant |
| IV-RS | 18 | <i>Ilex verticillata</i> 'Red Sprite' | Red Sprite Winterberry | 3 GL | |
| IV-S | 106 | <i>Itea virginica</i> 'Sprich' | Little Henry® Sweetpire | 3 GL | |
| JS-BS | 23 | <i>Juniperus squamata</i> 'Blue Star' | Blue Star Juniper | 3 GL | |
| MD-PP | 29 | <i>Monarda didyma</i> 'Pardon my Purple' | Pardon my Purple Bee Balm | 1 GL | Or other dwarf monarda 12" in height or less |
| NS | 3 | <i>Nyssa sylvatica</i> | Tupelo, Black Gum | 2.5-3" cal | Suggested cultivars 'Wildfire', 'Green Gable', 'David Odom' |
| N-WL | 74 | <i>Nepeta x faassenii</i> 'Walker's Low' | Walker's Low Catmint | 1 GL | |
| PA-C | 6 | <i>Picea abies</i> 'Cupressina' | Columnar Norway Spruce | 10-12' | columnar (narrow) |
| PG-P | 3 | <i>Picea glauca</i> 'Pendula' | Weeping White Spruce | 8' min | columnar (very narrow) |
| PH-A | 24 | <i>Phlox hybrida</i> 'PPHL07301' | PAPARAZZI ANGELINA CREEPING PHLOX | 1 GL | |
| PH-L | 18 | <i>Phlox hybrida</i> 'PHL091601' | PAPARAZZI LEVINE CREEPING PHLOX | 1 GL | |
| PL-MV | 27 | <i>Prunus laurocerasus</i> 'Mount Vernon' | Mount Vernon English Laurel | 3 GL | |
| PM-S | 37 | <i>Pinus mugo</i> 'Slowmound' | Slowmound Mugo Pine | 3 GL | |
| QW-N | 9 | <i>Quercus x warei</i> 'Nadler' | Kindred Spirit Oak | 10-12' | Columnar |
| R-RE | 5 | <i>Rhododendron</i> 'Roseum Elegans' | Roseum Elegans Rhododendron | 5-7 GL | 'English Roseum', 'Roseum Pink' and 'Boursalt' are suggested substitutes, foliage full to ground |
| R-C | 13 | <i>Rhododendron</i> 'Chionoides' | Chionoides Rhododendron | 3 GL | foliage full to ground |
| RN-CR | 97 | <i>Rosa x 'Noatraum'</i> | Flower Carpet(R) Pink Ground Cover Rose | 3 GL | |
| RR-AL | 14 | <i>Rhododendron</i> 'Robles' PP22762 | Autumn Lilac Encore Azalea | 3 GL | |
| SH | 85 | <i>Sporobolus heterolepis</i> | Prairie Dropseed | 1GL | |
| SH-T | 242 | <i>Sporobolus heterolepis</i> 'Tara' | Prairie Dropseed | 1GL | |
| SJ-Y | 85 | <i>Spiraea japonica</i> 'Yan' USPP 21615 | Double Play® Gold Spirea | 3 GL | or other spirea variety that will not exceed 24" in height |
| SN-C | 20 | <i>Salvia nemorosa</i> 'Caradonna' | Caradonna Meadow Sage | 1 GL | |
| TM-E | 16 | <i>Taxus x media</i> 'Everlow' | Everlow Spreading Yew | 3 GL | |
| TO-T | 7 | <i>Thuja occidentalis</i> 'Techny' | Techny Arborvitae | 6' min | |
| VPr | 5 | <i>Viburnum x pragnense</i> | Prague Viburnum | 3'x3' min | |

Client:



CITY OF BREVARD
95 W MAIN STREET
BREVARD, NC 28712
828.885.5600

Project:

NCDOT R-5799
at US 64 and NC 280/64

Project #:
Drawn By: EW
Checked By: TB
Scale: 1" = 40' - 0"

| Issue | Date |
|-------|-----------|
| 1 | 5/31/2021 |
| 2 | 6/22/2021 |

Drawing Title:

SHRUB AND PERENNIAL PLANTING PLAN: KEY PLAN

Seal:

Name: Teresa Buckwalter
Profession: Landscape Architect
License No.: 1702



Designed by:
Teresa Buckwalter

Drawing No.:

- Planting Plan Notes:
- All improvements and construction shall be in accordance with state and local codes and regulations.
 - This is a planting plan illustrating the shape and form of landscape beds and the specification and placement of plants on the site. Exact locations of plant materials to be approved by the Landscape Architect in the field prior to installation.
 - Landscape Architect reserves the right to adjust plants to exact location in field.
 - Refer to utility plans for utility location information. If actual site conditions vary from what is shown on the plans or if there are discrepancies between the plans, contact the Landscape Architect for direction as to how to proceed.
 - Refer to RS&H drainage plans for drainage information. If actual site conditions vary from what is shown on the plans or if there are discrepancies between the plans, contact the Landscape Architect for direction as to how to proceed.
 - Plant material may be subject to landscape architect approved substitutions based on current nursery availability.
 - If any part of this plan cannot be followed due to site conditions, contact Landscape Architect prior to commencing work.
 - Base map provided by RS&H.
 - All underground utilities shall be field located by utility companies prior to installing plant material.
 - Perform excavation in the vicinity of underground utilities with care and if necessary, by hand.
 - Verify plant counts and square footages of this plan.
 - Provide matching forms and sizes for plant materials within each species and size designated on the drawings.
 - Trees to be planted a minimum of 4 feet from edge of building, or pavement, except as approved by Landscape Architect.
 - Trees to be planted a minimum of 10 feet from water and sewer lines and a minimum of 15 feet from electrical and gas lines.



CITY OF BREVARD
95 W MAIN STREET
BREVAR, NC 28712
828.885.5600

Client:

Project:
**NCDOT R-5799
at US 64 and NC 280/64**

Project #:
Drawn By: EW
Checked By: TB
Scale: 1" = 10' - 0"

Issue 1 Date 5/31/2021

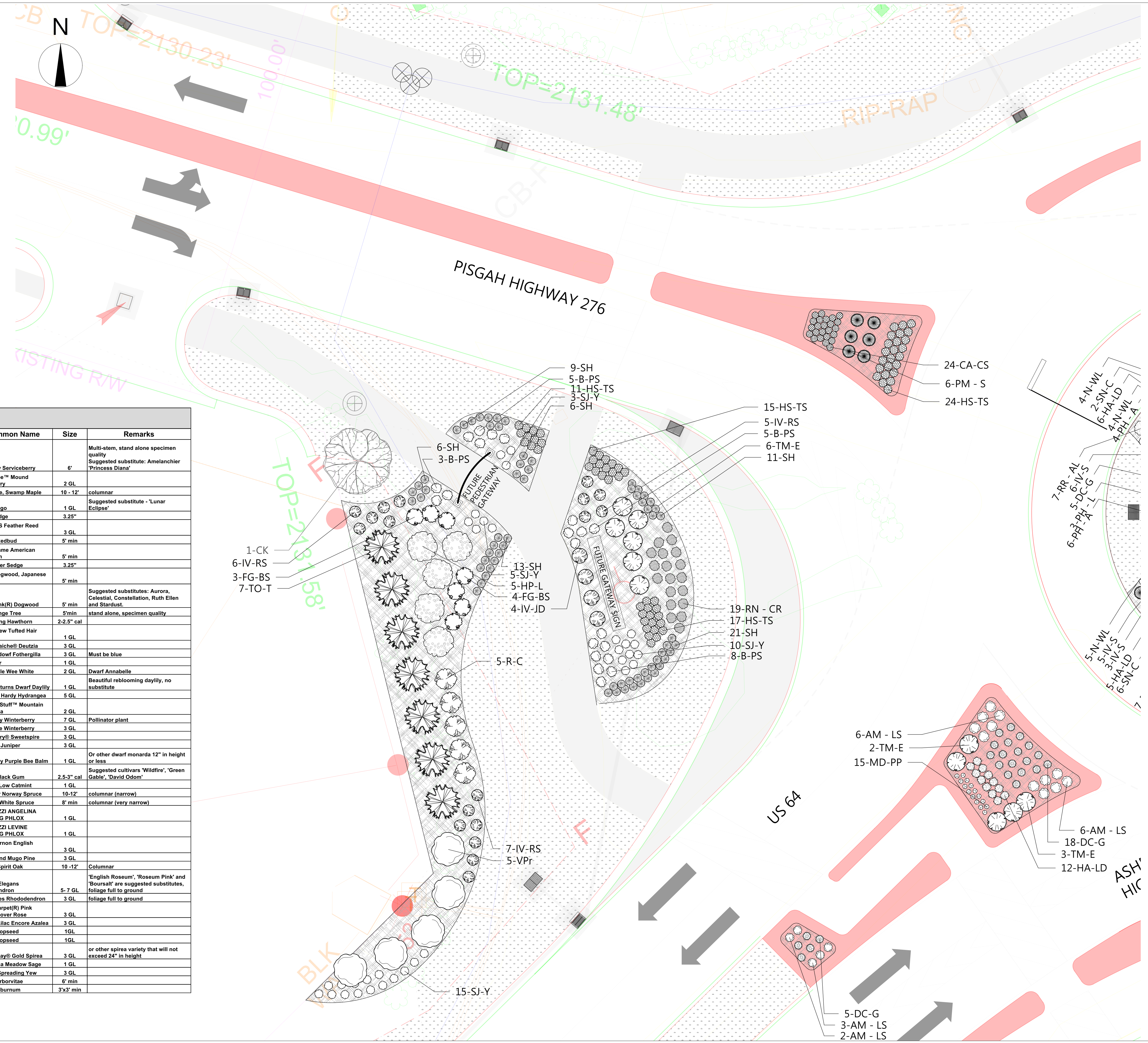
Drawing Title:
**SHRUB AND PERENNIAL
PLANTING PLAN:
Gatewaysign at Pisgah
Highway Intersection**

Seal:
Name: Teresa Buckwalter
Profession: Landscape Architect
License No.: 1702

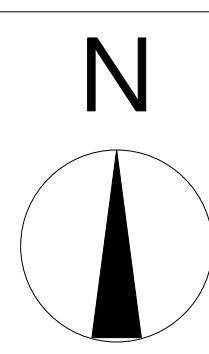


Designed by:
Teresa Buckwalter
10848028080420

Drawing No.:

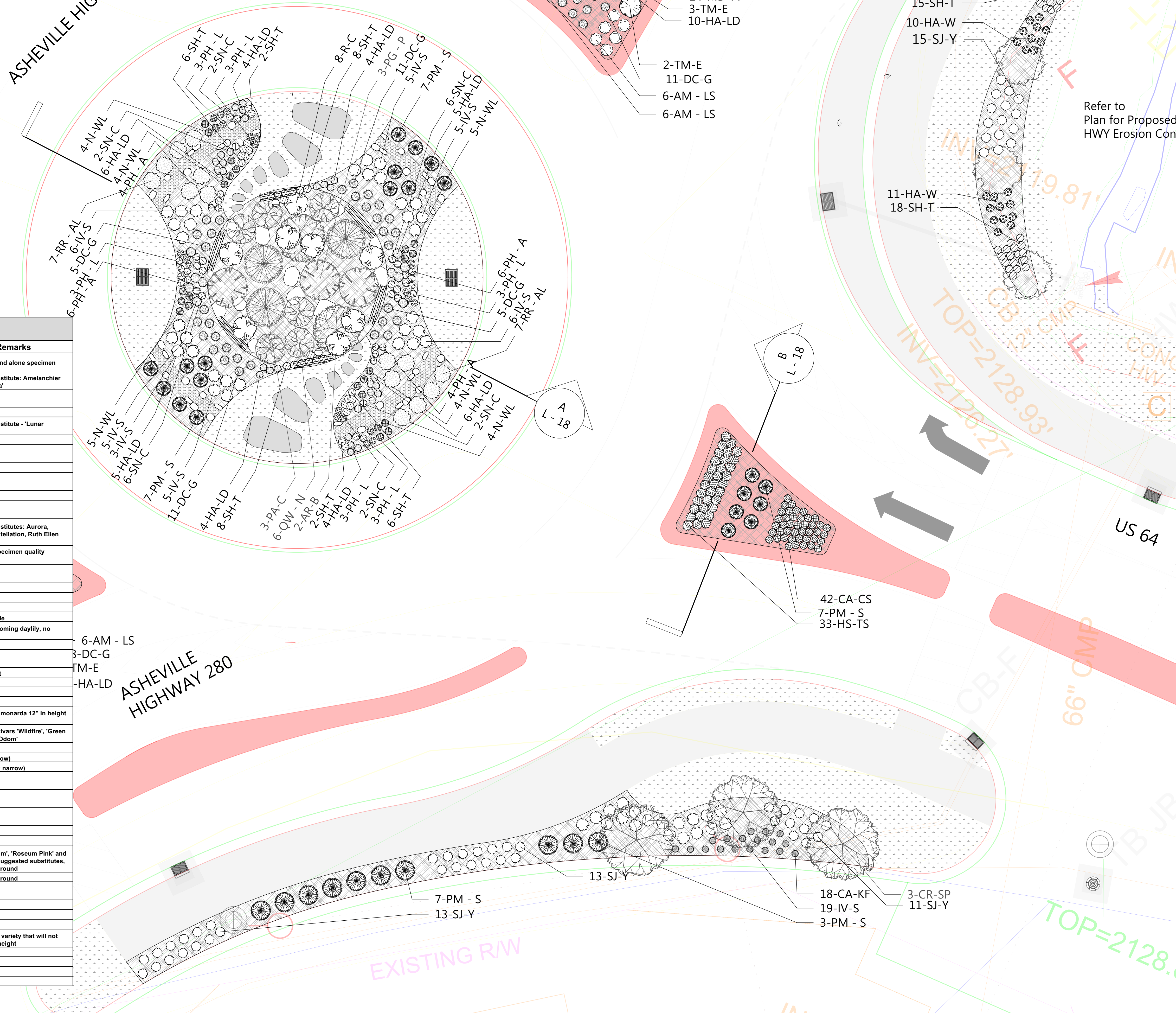


| ID | Qty | Latin Name | Common Name | Size | Remarks |
|---------|-----|--|---|------------|--|
| AC | 4 | Amelanchier canadensis | Shadblow Serviceberry | 6" | Multi-stem, stand alone specimen quality Suggested substitute: Amelanchier 'Princess Diana' |
| AM-LS | 34 | Aronia melanocarpa 'UCONNAM165' | Low Scape™ Mound Chokeberry | 2 GL | |
| AR-B | 2 | Acer rubrum 'Bowhall' | Red Maple, Swamp Maple | 10' - 12' | columnar |
| B-PS | 21 | Baptisia hybrid | False Indigo | 1 GL | Suggested substitute - 'Lunar Eclipse' |
| CA-CS | 66 | Carex amphibola | Creek Sedge | 3.25" | |
| CA-KF | 18 | Calamagrostis x acutiflora 'Karl Foerster' | Foerster's Feather Reed Grass | 3 GL | |
| CC | 3 | Cercis canadensis | Eastern Redbud | 5' min | |
| CCar-NF | 4 | Carpinus caroliniana 'JFS-KW6' | Native Flame American Hornbeam | 5' min | |
| CF-BZ | 36 | Carex flacca 'Blue Zinger' | Blue Zinger Sedge | 3.25" | |
| CK | 6 | Cornus kousa | Kousa Dogwood, Japanese Dogwood | 5' min | |
| CR-SP | 3 | Cornus x 'Rutgan' | Stellar Pink(R) Dogwood | 5' min | Suggested substitutes: Aurora, Celestial, Constellation, Ruth Ellen and Stardust. |
| CV | 3 | Chionanthus virginicus | White Fringe Tree | 5' min | stand alone, specimen quality |
| CV-WK | 3 | Crataegus viridis 'Winter King' | Winter King Hawthorn | 2-2.5" cal | |
| DC-G | 76 | Deschampsia caespitosa 'Goldtau' | Golden Dew Tufted Hair Grass | 1 GL | |
| DG-M | 44 | Deutzia gracilis 'Mincream' | Crème Fraiche® Deutzia | 3 GL | |
| FG-BS | 19 | Fothergilla gardenii 'Blue Shadow' | Blue Shadow® Fothergilla | 3 GL | Must be blue |
| HA-LD | 60 | Helianthus annuus 'Low Down' | Sunflower | 1 GL | |
| HA-W | 71 | Hydrangea arborescens 'NCHAS' | Invincibelle Wee White | 2 GL | Dwarf Annabelle |
| H-HR | 45 | Hemerocallis x 'Happy Returns' | Happy Returns Dwarf Daylily | 1 GL | Beautiful reblooming daylily, no substitute |
| HP-L | 10 | Hydrangea paniculata 'Limelight' | Limelight Hardy Hydrangea | 5 GL | |
| HS-TS | 100 | Hydrangea serrata 'MAKD' | Tiny Tuff Stuff™ Mountain Hydrangea | 2 GL | |
| IV-JD | 4 | Ilex verticillata 'Jim Dandy' | Jim Dandy Winterberry | 7 GL | Pollinator plant |
| IV-RS | 18 | Ilex verticillata 'Red Sprite' | Red Sprite Winterberry | 3 GL | |
| IV-S | 106 | Itea virginica 'Sprich' | Little Henry® Sweetspire | 3 GL | |
| JS-BS | 23 | Juniperus squamata 'Blue Star' | Blue Star Juniper | 3 GL | |
| MD-PP | 29 | Monarda didyma 'Pardon my Purple' | Pardon my Purple Bee Balm | 1 GL | Or other dwarf monarda 12" in height or less |
| NS | 3 | Nyssa sylvatica | Tupelo, Black Gum | 2.5-3" cal | Suggested cultivars 'Wildfire', 'Green Gable', 'David Odum' |
| N-WL | 74 | Nepeta x faassenii 'Walker's Low' | Walker's Low Catmint | 1 GL | |
| PA-C | 6 | Picea abies 'Cupressina' | Columnar Norway Spruce | 10-12' | columnar (narrow) |
| PG-P | 3 | Picea glauca 'Pendula' | Weeping White Spruce | 8' min | columnar (very narrow) |
| PH-A | 24 | Phlox hybrida 'PPPHL07301' | PAPARAZZI ANGELINA CREEPING PHLOX | 1 GL | |
| PH-L | 18 | Phlox hybrida 'PHL091601' | PAPARAZZI LEVINE CREEPING PHLOX | 1 GL | |
| PL-MV | 27 | Prunus laurocerasus 'Mount Vernon' | Mount Vernon English Laurel | 3 GL | |
| PM-S | 37 | Pinus mugo 'Slowmound' | Slowmound Mugo Pine | 3 GL | |
| QW-N | 9 | Quercus x warei 'Nadler' | Kindred Spirit Oak | 10-12' | Columnar |
| R-RE | 5 | Rhododendron 'Roseum Elegans' | Roseum Elegans Rhododendron | 5-7 GL | 'English Roseum', 'Roseum Pink' and 'Boursalt' are suggested substitutes, foliage full to ground |
| R-C | 13 | Rhododendron 'Chionoides' | Chionoides Rhododendron | 3 GL | foliage full to ground |
| RN-CR | 97 | Rosa x 'Noatraum' | Flower Carpet(R) Pink Ground Cover Rose | 3 GL | |
| RR-AL | 14 | Rhododendron 'Robles' PP22762 | Autumn Lilac Encore Azalea | 3 GL | |
| SH | 85 | Sporobolus heterolepis | Prairie Dropseed | 1GL | |
| SH-T | 242 | Sporobolus heterolepis 'Tara' | Prairie Dropseed | 1GL | |
| SJ-Y | 85 | Spiraea japonica 'Yan' USPP 21615 | Double Play® Gold Spirea | 3 GL | or other spirea variety that will not exceed 24" in height |
| SN-C | 20 | Salvia nemorosa 'Caradonna' | Caradonna Meadow Sage | 1 GL | |
| TM-E | 16 | Taxus x media 'Everlow' | Everlow Spreading Yew | 3 GL | |
| TO-T | 7 | Thuja occidentalis 'Techny' | Techny Arborvitae | 6' min | |
| VPr | 5 | Viburnum x pragnense | Prague Viburnum | 3x3' min | |



- Planting Plan Notes:
- All improvements and construction shall be in accordance with state and local codes and regulations.
 - This is a planting plan illustrating the shape and form of landscape beds and the specification and placement of plants on the site. Exact locations of plant materials to be approved by the Landscape Architect in the field prior to installation.
 - Landscape Architect reserves the right to adjust plants to exact location in field.
 - Refer to utility plans for utility location information. If actual site conditions vary from what is shown on the plans or if there are discrepancies between the plans, contact the Landscape Architect for direction as to how to proceed.
 - Refer to RS&H drainage plans for drainage information. If actual site conditions vary from what is shown on the plans or if there are discrepancies between the plans, contact the Landscape Architect for direction as to how to proceed.
 - Plant material may be subject to landscape architect approved substitutions based on current nursery availability.
 - If any part of this plan cannot be followed due to site conditions, contact Landscape Architect prior to commencing work.
 - Base map provided by RS&H.
 - All underground utilities shall be field located by utility companies prior to installing plant material.
 - Perform excavation in the vicinity of underground utilities with care and if necessary, by hand.
 - Verify plant counts and square footages of this plan.
 - Provide matching forms and sizes for plant materials within each species and size designated on the drawings.
 - Trees to be planted a minimum of 4 feet from edge of building, or pavement, except as approved by Landscape Architect.
 - Trees to be planted a minimum of 10 feet from water and sewer lines and a minimum of 15 feet from electrical and gas lines.

ASHEVILLE HIGHWAY 280



Client:



CITY OF BREVARD
95 W MAIN STREET
BREVARD, NC 28712
828.885.5600

Project:

NCDOT R-5799
at US 64 and NC 280/64

Project #:
Drawn By: EW
Checked By: TB
Scale: 1" = 10' - 0"

| Issue | Date |
|-------|-----------|
| 1 | 5/31/2021 |
| 2 | 6/22/2021 |

Drawing Title:
SHRUB AND PERENNIAL
PLANTING PLAN:
Roundabout at Pisgah
Highway Intersection

Seal:
Name: Teresa Buckwalter
Profession: Landscape Architect
License No.: 1702

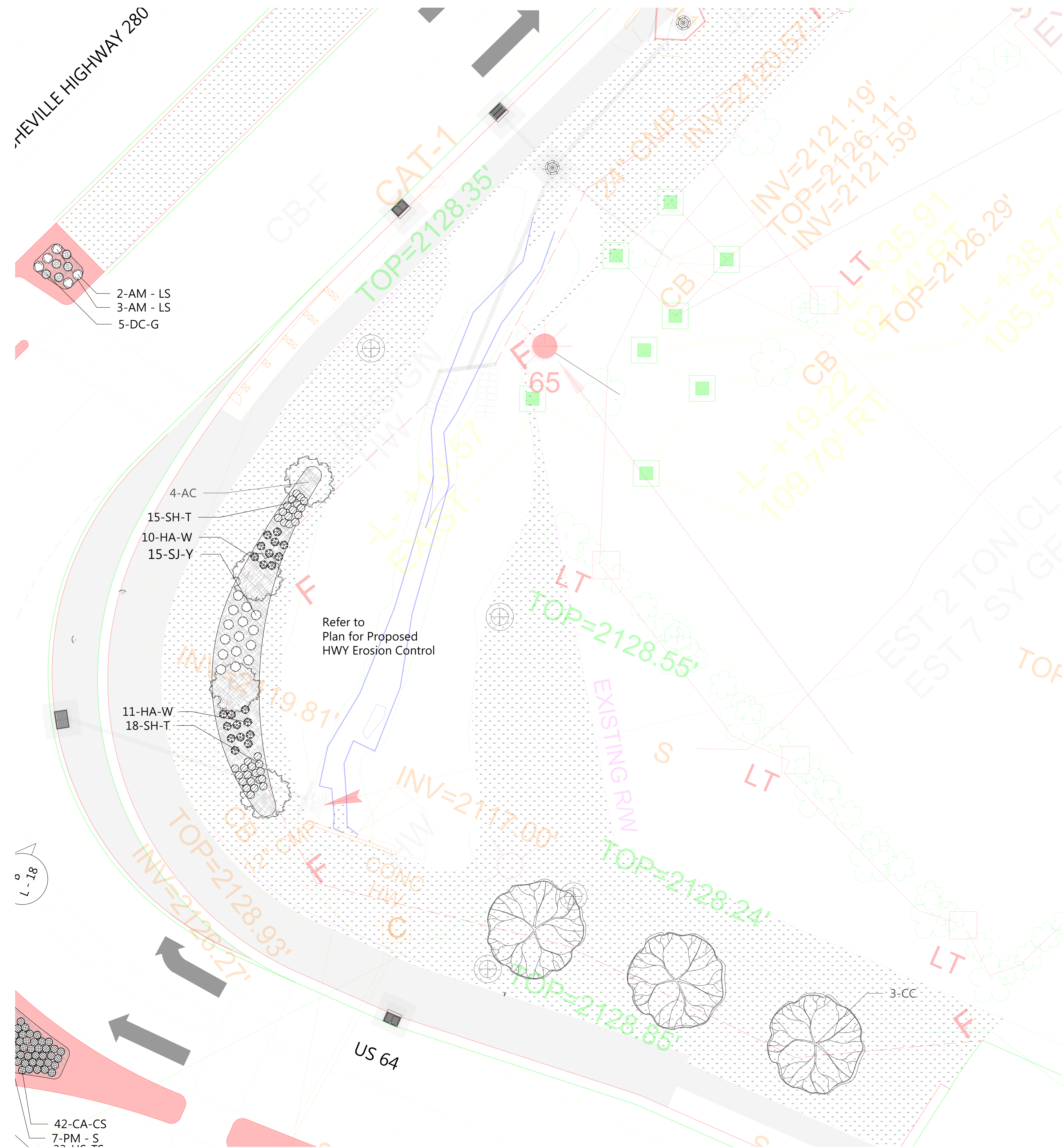
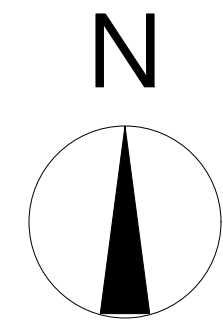


Designed by:
Teresa Buckwalter

Drawing No.:

| ID | Qty | Latin Name | Common Name | Size | Remarks |
|---------|-----|--|---|------------|--|
| AC | 4 | Amelanchier canadensis | Shadblow Serviceberry | 6" | Multi-stem, stand alone specimen quality Suggested substitute: Amelanchier 'Princess Diana' |
| AM-LS | 34 | Aronia melanocarpa 'UCONNAM165' | Low Scape™ Mound Chokeberry | 2 GL | |
| AR-B | 2 | Acer rubrum 'Bowhall' | Red Maple, Swamp Maple | 10 - 12' | columnar Suggested substitute - 'Lunar Eclipse' |
| B-PS | 21 | Baptisia hybrid | False Indigo | 1 GL | |
| CA-CS | 66 | Carex amphibola | Creek Sedge | 3.25" | |
| CA-KF | 18 | Calamagrostis x acutiflora 'Karl Foerster' | Foerster'S Feather Reed Grass | 3 GL | |
| CC | 3 | Cercis canadensis | Eastern Redbud | 5' min | |
| CCar-NF | 4 | Carpinus caroliniana 'JFS-KW6' | Native Flame American Hornbeam | 5' min | |
| CF-BZ | 36 | Carex flacca 'Blue Zinger' | Blue Zinger Sedge | 3.25" | |
| CK | 6 | Cornus kousa | Kousa Dogwood, Japanese Dogwood | 5' min | |
| CR-SP | 3 | Cornus x 'Rutgan' | Stellar Pink(R) Dogwood | 5' min | Suggested substitutes: Aurora, Celestial, Constellation, Ruth Ellen and Stardust. |
| CV | 3 | Chionanthus virginicus | White Fringe Tree | 5min | stand alone, specimen quality |
| CV-WK | 3 | Crataegus viridis 'Winter King' | Winter King Hawthorn | 2-2.5" cal | |
| DC-G | 76 | Deschampsia caespitosa 'Goldtau' | Golden Dew Tufted Hair Grass | 1 GL | |
| DG-M | 44 | Deutzia gracilis 'Mincream' | Crème Fraiche® Deutzia | 3 GL | |
| FG-BS | 19 | Fothergilla gardenii 'Blue Shadow' | Blue Shadow Fothergilla | 3 GL | Must be blue |
| HA-LD | 60 | Helianthus annuus 'Low Down' | Sunflower | 1 GL | |
| HA-W | 71 | Hydrangea arborescens 'NCHA5' | Invincibelle Wee White | 2 GL | Dwarf Annabelle |
| H-HR | 45 | Hemerocallis x 'Happy Returns' | Happy Returns Dwarf Daylily | 1 GL | Beautiful reblooming daylily, no substitute |
| HP-L | 10 | Hydrangea paniculata 'Limelight' | Limelight Hardy Hydrangea | 5 GL | |
| HS-TS | 100 | Hydrangea serrata 'MAKD' | Tiny Tuff Stuff™ Mountain Hydrangea | 2 GL | |
| IV-JD | 4 | Ilex verticillata 'Jim Dandy' | Jim Dandy Winterberry | 7 GL | Pollinator plant |
| IV-RS | 18 | Ilex verticillata 'Red Sprite' | Red Sprite Winterberry | 3 GL | |
| IV-S | 106 | Itea virginica 'Sprich' | Little Henry® Sweetspire | 3 GL | |
| JS-BS | 23 | Juniperus squamata 'Blue Star' | Blue Star Juniper | 3 GL | |
| MD-PP | 29 | Monarda didyma 'Pardon my Purple' | Pardon my Purple Bee Balm | 1 GL | Or other dwarf monarda 12" in height or less |
| NS | 3 | Nyssa sylvatica | Tupelo, Black Gum | 2.5-3" cal | Suggested cultivars 'Wildfire', 'Green Gable', 'David Odor' |
| N-WL | 74 | Nepeta x faassenii 'Walker's Low' | Walker's Low Catmint | 1 GL | |
| PA-C | 6 | Picea abies 'Cupressina' | Columnar Norway Spruce | 10-12' | columnar (narrow) |
| PG-P | 3 | Picea glauca 'Pendula' | Weeping White Spruce | 8' min | columnar (very narrow) |
| PH-A | 24 | Phlox hybrida 'PPPHL07301' | PAPARAZZI ANGELINA CREEPING PHLOX | 1 GL | |
| PH-L | 18 | Phlox hybrida 'PHL091601' | PAPARAZZI LEVINE CREEPING PHLOX | 1 GL | |
| PL-MV | 27 | Prunus laurocerasus 'Mount Vernon' | Mount Vernon English Laurel | 3 GL | |
| PM-S | 37 | Pinus mugo 'Slowmound' | Slowmound Mugo Pine | 3 GL | |
| QW-N | 9 | Quercus x warei 'Nadler' | Kindred Spirit Oak | 10 -12' | Columnar |
| R-RE | 5 | Rhododendron 'Roseum Elegans' | Roseum Elegans Rhododendron | 5-7 GL | 'English Roseum', 'Roseum Pink' and 'Boursall' are suggested substitutes, foliage full to ground |
| R-C | 13 | Rhododendron 'Chionoides' | Chionoides Rhododendron | 3 GL | foliage full to ground |
| RN-CR | 97 | Rosa x 'Nostraum' | Flower Carpet(R) Pink Ground Cover Rose | 3 GL | |
| RR-AL | 14 | Rhododendron 'Robles' PP22762 | Autumn Lilac Encore Azalea | 3 GL | |
| SH | 85 | Sporobolus heterolepis | Prairie Dropseed | 1GL | |
| SH-T | 242 | Sporobolus heterolepis 'Tara' | Prairie Dropseed | 1GL | |
| SJ-Y | 85 | Spiraea japonica 'Yan' USPP 21615 | Double Play® Gold Spirea | 3 GL | or other spirea variety that will not exceed 24" in height |
| SN-C | 20 | Salvia nemorosa 'Caradonna' | Caradonna Meadow Sage | 1 GL | |
| TM-E | 16 | Taxus x media 'Everlow' | Everlow Spreading Yew | 3 GL | |
| TO-T | 7 | Thuja occidentalis 'Techny' | Techny Arborvitae | 6' min | |
| VP-T | 5 | Viburnum x pragensis | Prague Viburnum | 3x3' min | |

- Planting Plan Notes:
- All improvements and construction shall be in accordance with state and local codes and regulations.
 - This is a planting plan illustrating the shape and form of landscape beds and the specification and placement of plants on the site. Exact locations of plant materials to be approved by the Landscape Architect in the field prior to installation.
 - Landscape Architect reserves the right to adjust plants to exact location in field.
 - Refer to utility plans for utility location information. If actual site conditions vary from what is shown on the plans or if there are discrepancies between the plans, contact the Landscape Architect for direction as to how to proceed.
 - Refer to RS&H drainage plans for drainage information. If actual site conditions vary from what is shown on the plans or if there are discrepancies between the plans, contact the Landscape Architect for direction as to how to proceed.
 - Plant material may be subject to landscape architect approved substitutions based on current nursery availability.
 - If any part of this plan cannot be followed due to site conditions, contact Landscape Architect prior to commencing work.
 - Base map provided by RS&H.
 - All underground utilities shall be field located by utility companies prior to installing plant material.
 - Perform excavation in the vicinity of underground utilities with care and if necessary, by hand.
 - Verify plant counts and square footages of this plan.
 - Provide matching forms and sizes for plant materials within each species and size designated on the drawings.
 - Trees to be planted a minimum of 4 feet from edge of building, or pavement, except as approved by Landscape Architect.
 - Trees to be planted a minimum of 10 feet from water and sewer lines and a minimum of 15 feet from electrical and gas lines.



| ID | Qty | Latin Name | Common Name | Size | Remarks |
|---------|-----|--|---|------------|--|
| AC | 4 | Amelanchier canadensis | Shadblow Serviceberry | 6' | Multi-stem, stand alone specimen quality Suggested substitute: Amelanchier 'Princess Diana' |
| AM - LS | 34 | Aronia melanocarpa 'UCONNAM165' | Low Scape™ Mound Chokeberry | 2 GL | |
| AR-B | 2 | Acer rubrum 'Bowhall' | Red Maple, Swamp Maple | 10 - 12' | columnar |
| B-PS | 21 | Baptisia hybrid | False Indigo | 1 GL | Suggested substitute - 'Lunar Eclipse' |
| CA-CS | 66 | Carex amphibola | Creek Sedge | 3.25" | |
| CA-KF | 18 | Calamagrostis x acutiflora 'Karl Foerster' | Foerster's S Feather Reed Grass | 3 GL | |
| CC | 3 | Cercis canadensis | Eastern Redbud | 5' min | |
| CCar-NF | 4 | Carpinus caroliniana 'JFS-KW6' | Native Flame American Hornbeam | 5' min | |
| CF-BZ | 36 | Carex flacca 'Blue Zinger' | Blue Zinger Sedge | 3.25" | |
| CK | 6 | Cornus kousa | Kousa Dogwood, Japanese Dogwood | 5' min | |
| CR-SP | 3 | Cornus x 'Rutgan' | Stellar Pink(R) Dogwood | 5' min | Suggested substitutes: Aurora, Celestial, Constellation, Ruth Ellen and Stardust. |
| CV | 3 | Chionanthus virginicus | White Fringe Tree | 5' min | stand alone, specimen quality |
| CV-WK | 3 | Crataegus viridis 'Winter King' | Winter King Hawthorn | 2-2.5' cal | |
| DC-G | 76 | Deschampsia caespitosa 'Goldtau' | Golden Dew Tufted Hair Grass | 1 GL | |
| DG - M | 44 | Deutzia gracilis 'Mincream' | Crème Fraiche® Deutzia | 3 GL | |
| FG-BS | 19 | Fothergilla gardenii 'Blue Shadow' | Blue Shadow Fothergilla | 3 GL | Must be blue |
| HA-LD | 60 | Helianthus annuus 'Low Down' | Sunflower | 1 GL | |
| HA-W | 71 | Hydrangea arborescens 'NCHA5' | Invincibelle Wee White | 2 GL | Dwarf Annabelle |
| H-HR | 45 | Hemerocallis x 'Happy Returns' | Happy Returns Dwarf Daylily | 1 GL | Beautiful reblooming daylily, no substitute |
| HP-L | 10 | Hydrangea paniculata 'LimeLight' | LimeLight Hardy Hydrangea | 5 GL | |
| HS-TS | 100 | Hydrangea serrata 'MAKD' | Tiny Tuff Stuff™ Mountain Hydrangea | 2 GL | |
| IV-JD | 4 | Ilex verticillata 'Jim Dandy' | Jim Dandy Winterberry | 7 GL | Pollinator plant |
| IV-RS | 18 | Ilex verticillata 'Red Sprite' | Red Sprite Winterberry | 3 GL | |
| IV-S | 106 | Itea virginica 'Sprich' | Little Henry® Sweetspire | 3 GL | |
| JS-BS | 23 | Juniperus squamata 'Blue Star' | Blue Star Juniper | 3 GL | |
| MD-PP | 29 | Monarda didyma 'Pardon my Purple' | Pardon my Purple Bee Balm | 1 GL | Or other dwarf monarda 12" in height or less |
| NS | 3 | Nyssa sylvatica | Tupelo, Black Gum | 2.5-3" cal | Suggested cultivars 'Wildfire', 'Green Gable', 'David Odum' |
| N-WL | 74 | Nepeta x faassenii 'Walker's Low' | Walker's Low Catmint | 1 GL | |
| PA-C | 6 | Picea abies 'Cupressina' | Columnar Norway Spruce | 10-12' | columnar (narrow) |
| PG - P | 3 | Picea glauca 'Pendula' | Weeping White Spruce | 8' min | columnar (very narrow) |
| PH - A | 24 | Phlox hybrida 'PPPHL07301' | PAPARAZZI ANGELINA CREEPING PHLOX | 1 GL | |
| PH - L | 18 | Phlox hybrida 'PHL091601' | PAPARAZZI LEVINE CREEPING PHLOX | 1 GL | |
| PL - MV | 27 | Prunus laurocerasus 'Mount Vernon' | Mount Vernon English Laurel | 3 GL | |
| PM - S | 37 | Pinus mugo 'Slowmound' | Slowmound Mugo Pine | 3 GL | |
| QW - N | 9 | Quercus x warel 'Nadler' | Kindred Spirit Oak | 10 -12' | Columnar |
| R - RE | 5 | Rhododendron 'Roseum Elegans' | Roseum Elegans Rhododendron | 5-7 GL | 'English Roseum', 'Roseum Pink' and 'Boursalt' are suggested substitutes, foliage full to ground |
| R-C | 13 | Rhododendron 'Chionoides' | Chionoides Rhododendron | 3 GL | foliage full to ground |
| RN - CR | 97 | Rosa x 'Noatraum' | Flower Carpet(R) Pink Ground Cover Rose | 3 GL | |
| RR - AL | 14 | Rhododendron 'Robles' PP22762 | Autumn Lilac Encore Azalea | 3 GL | |
| SH | 85 | Sporobolus heterolepis | Prairie Dropseed | 1GL | |
| SH-T | 242 | Sporobolus heterolepis 'Tara' | Prairie Dropseed | 1GL | |
| SJ-Y | 85 | Spiraea japonica 'Yan' USPP 21615 | Double Play® Gold Spirea | 3 GL | or other spirea variety that will not exceed 24" in height |
| SN-C | 20 | Salvia nemorosa 'Caradonna' | Caradonna Meadow Sage | 1 GL | |
| TM-E | 16 | Taxus x media 'Everlow' | Everlow Spreading Yew | 3 GL | |
| TO-T | 7 | Thuja occidentalis 'Techny' | Techny Arborvitae | 6' min | |
| VPr | 5 | Viburnum x pragense | Prague Viburnum | 3x3' min | |



Client:
CITY OF BREVARD
95 W MAIN STREET
BREVARD, NC 28712
828.885.5600

Project:
NCDOT R-5799
at US 64 and NC 280/64

Project #:
Drawn By: EW
Checked By: TB
Scale: 1" = 10' - 0"

| Issue | Date |
|-------|-----------|
| 1 | 5/31/2021 |
| 2 | 6/22/2021 |

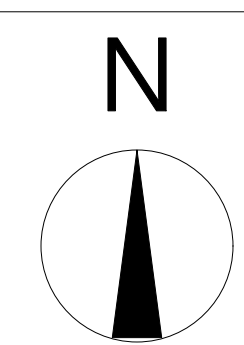
Drawing Title:
SHRUB AND PERENNIAL
PLANTING PLAN: Stream on
South East corner of Pisgah
Highway Intersection

Seal:
Name: Teresa Buckwalter
Profession: Landscape Architect
License No.: 1702



Designed by:
Teresa Buckwalter
1084E0288A0420...

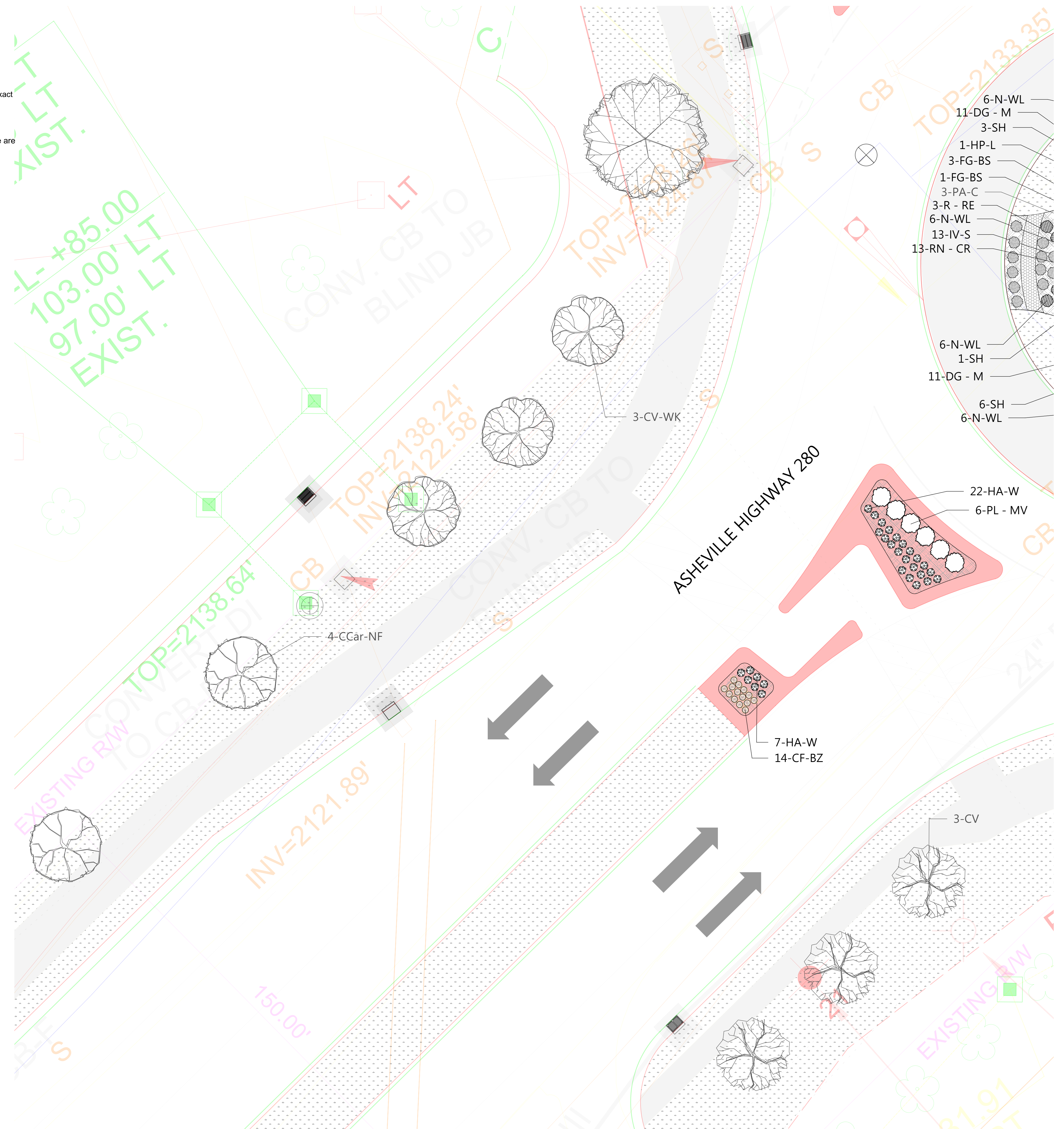
Drawing No.:



Planting Plan Notes:

- All improvements and construction shall be in accordance with state and local codes and regulations.
- This is a planting plan illustrating the shape and form of landscape beds and the specification and placement of plants on the site. Exact locations of plant materials to be approved by the Landscape Architect in the field prior to installation. Landscape Architect reserves the right to adjust plants to exact location in field.
- Refer to utility plans for utility location information. If actual site conditions vary from what is shown on the plans or if there are discrepancies between the plans, contact the Landscape Architect for direction as to how to proceed.
- Refer to RS&H drainage plans for drainage information. If actual site conditions vary from what is shown on the plans or if there are discrepancies between the plans, contact the Landscape Architect for direction as to how to proceed.
- Plant material may be subject to landscape architect approved substitutions based on current nursery availability.
- If any part of this plan cannot be followed due to site conditions, contact Landscape Architect prior to commencing work.
- Base map provided by RS&H.
- All underground utilities shall be field located by utility companies prior to installing plant material.
- Perform excavation in the vicinity of underground utilities with care and if necessary, by hand.
- Verify plant counts and square footages of this plan.
- Provide matching forms and sizes for plant materials within each species and size designated on the drawings.
- Trees to be planted a minimum of 4 feet from edge of building, or pavement, except as approved by Landscape Architect.
- Trees to be planted a minimum of 10 feet from water and sewer lines and a minimum of 15 feet from electrical and gas lines.

| ID | Qty | Latin Name | Common Name | Size | Remarks |
|---------|-----|---|---|------------|--|
| AC | 4 | <i>Amelanchier canadensis</i> | Shadblow Serviceberry | 6' | Multi-stem, stand alone specimen quality Suggested substitute: Amelanchier 'Princess Diana' |
| AM - LS | 34 | <i>Aronia melanocarpa</i> 'UCONNAM165' | Low Scape™ Mound Chokeberry | 2 GL | |
| AR-B | 2 | <i>Acer rubrum</i> 'Bowhall' | Red Maple, Swamp Maple | 10 - 12' | columnar |
| B-PS | 21 | <i>Baptisia hybrid</i> | False Indigo | 1 GL | Suggested substitute - 'Lunar Eclipse' |
| CA-CS | 66 | <i>Carex amphibola</i> | Creek Sedge | 3.25" | |
| CA-KF | 18 | <i>Calamagrostis x acutiflora</i> 'Karl Foerster' | Foerster's Feather Reed Grass | 3 GL | |
| CC | 3 | <i>Cercis canadensis</i> | Eastern Redbud | 5' min | |
| CCar-NF | 4 | <i>Carpinus caroliniana</i> 'JFS-KW6' | Native Flame American Hornbeam | 5' min | |
| CF-BZ | 36 | <i>Carex flacca</i> 'Blue Zinger' | Blue Zinger Sedge | 3.25" | |
| CK | 6 | <i>Cornus kousa</i> | Kousa Dogwood, Japanese Dogwood | 5' min | |
| CR-SP | 3 | <i>Cornus x 'Rutgan'</i> | Stellar Pink(R) Dogwood | 5' min | Suggested substitutes: Aurora, Celestial, Constellation, Ruth Ellen and Stardust. |
| CV | 3 | <i>Chionanthus virginicus</i> | White Fringe Tree | 5' min | stand alone, specimen quality |
| CV-WK | 3 | <i>Crataegus viridis</i> 'Winter King' | Winter King Hawthorn | 2-2.5" cal | |
| DC-G | 76 | <i>Deschampsia caespitosa</i> 'Goldtau' | Golden Dew Tufted Hair Grass | 1 GL | |
| DG - M | 44 | <i>Deutzia gracilis</i> 'Mincream' | Crème Fraîche® Deutzia | 3 GL | |
| FG-BS | 19 | <i>Fothergilla gardenii</i> 'Blue Shadow' | Blue Shadow Fothergilla | 3 GL | Must be blue |
| HA-LD | 60 | <i>Helianthus annuus</i> 'Low Down' | Sunflower | 1 GL | |
| HA-W | 71 | <i>Hydrangea arborescens</i> 'NCHAS' | Invincibelle Wee White | 2 GL | Dwarf Annabelle |
| H-HR | 45 | <i>Hemerocallis x 'Happy Returns'</i> | Happy Returns Dwarf Daylily | 1 GL | Beautiful reblooming daylily, no substitute |
| HP-L | 10 | <i>Hydrangea paniculata</i> 'Limelight' | Limelight Hardy Hydrangea | 5 GL | |
| HS-TS | 100 | <i>Hydrangea serrata</i> 'MAKD' | Tiny Tuff Stuff™ Mountain Hydrangea | 2 GL | |
| IV-JD | 4 | <i>Ilex verticillata</i> 'Jim Dandy' | Jim Dandy Winterberry | 7 GL | Pollinator plant |
| IV-RS | 18 | <i>Ilex verticillata</i> 'Red Sprite' | Red Sprite Winterberry | 3 GL | |
| IV-S | 106 | <i>Itea virginica</i> 'Sprich' | Little Henry® Sweetspire | 3 GL | |
| JS-BS | 23 | <i>Juniperus squamata</i> 'Blue Star' | Blue Star Juniper | 3 GL | |
| MD-PP | 29 | <i>Monarda didyma</i> 'Pardon my Purple' | Pardon my Purple Bee Balm | 1 GL | Or other dwarf monarda 12" in height or less. |
| NS | 3 | <i>Nyssa sylvatica</i> | Tupelo, Black Gum | 2.5-3" cal | Suggested cultivars 'Wildfire', 'Green Gable', 'David Odum' |
| N-WL | 74 | <i>Nepeta x faassenii</i> 'Walker's Low' | Walker's Low Catmint | 1 GL | |
| PA-C | 6 | <i>Picea abies</i> 'Cupressina' | Columnar Norway Spruce | 10-12' | columnar (narrow) |
| PG - P | 3 | <i>Picea glauca</i> 'Pendula' | Weeping White Spruce | 8' min | columnar (very narrow) |
| PH - A | 24 | <i>Phlox hybrida</i> 'PPHL07301' | PAPARAZZI ANGELINA CREEPING PHLOX | 1 GL | |
| PH - L | 18 | <i>Phlox hybrida</i> 'PHL091601' | PAPARAZZI LEVINE CREEPING PHLOX | 1 GL | |
| PL - MV | 27 | <i>Prunus laurocerasus</i> 'Mount Vernon' | Mount Vernon English Laurel | 3 GL | |
| PM - S | 37 | <i>Pinus mugo</i> 'Slowmound' | Slowmound Mugo Pine | 3 GL | |
| QW - N | 9 | <i>Quercus x warei</i> 'Nadler' | Kindred Spirit Oak | 10 - 12' | Columnar |
| R - RE | 5 | <i>Rhododendron</i> 'Roseum Elegans' | Roseum Elegans Rhododendron | 5- 7 GL | 'English Roseum', 'Roseum Pink' and 'Boursalt' are suggested substitutes, foliage full to ground |
| R-C | 13 | <i>Rhododendron</i> 'Chionoides' | Chionoides Rhododendron | 3 GL | foliage full to ground |
| RN - CR | 97 | <i>Rosa x 'Noatraum'</i> | Flower Carpet(R) Pink Ground Cover Rose | 3 GL | |
| RR - AL | 14 | <i>Rhododendron</i> 'Robles' PP22762 | Autumn Lilac Encore Azalea | 3 GL | |
| SH | 85 | <i>Sporobolus heterolepis</i> | Prairie Dropseed | 1GL | |
| SH-T | 242 | <i>Sporobolus heterolepis</i> 'Tara' | Prairie Dropseed | 1GL | |
| SJ-Y | 85 | <i>Spiraea japonica</i> 'Yan' USPP 21615 | Double Play® Gold Spiraea | 3 GL | or other spirea variety that will not exceed 24" in height |
| SN-C | 20 | <i>Salvia nemorosa</i> 'Caradonna' | Caradonna Meadow Sage | 1 GL | |
| TM-E | 16 | <i>Taxus x media</i> 'Everlow' | Everlow Spreading Yew | 3 GL | |
| TO-T | 7 | <i>Thuja occidentalis</i> 'Techny' | Techny Arborvitae | 6' min | |
| VPR | 5 | <i>Viburnum x pragensense</i> | Prague Viburnum | 3'x3' min | |



Client:



CITY OF BREVARD
95 W MAIN STREET
BREVARD, NC 28712
828.885.5600

Project:

NCDOT R-5799
at US 64 and NC 280/64

Project #:

Drawn By: EW
Checked By: TB
Scale: 1" = 10' - 0"

Issue

Date

| | |
|---|-----------|
| 1 | 5/31/2021 |
| 2 | 6/22/2021 |

Drawing Title:

SHRUB AND PERENNIAL
PLANTING PLAN:
Asheville Hwy between Pisgah Highway
Intersection and Deavor Road Intersection

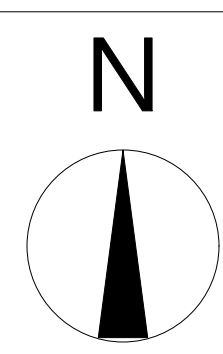
Seal:

Name: Teresa Buckwalter
Profession: Landscape Architect
License No.: 1702



DocuSigned by:
Teresa Buckwalter
106E02080A020

Drawing No.:



Client:



CITY OF BREVARD
95 W MAIN STREET
BREVARD, NC 28712
828.885.5600

Project:

NCDOT R-5799
at US 64 and NC 280/64

Project #:

Drawn By: EW
Checked By: TB
Scale: 1" = 10' - 0"

Issue

Date

1 5/31/2021

2 6/22/2021

Drawing Title:

**SHRUB AND PERENNIAL
PLANTING PLAN:
Shopping center median North
of Deavor Road Intersection**

Seal:

Name: Teresa Buckwalter
Profession: Landscape Architect
License No.: 1702



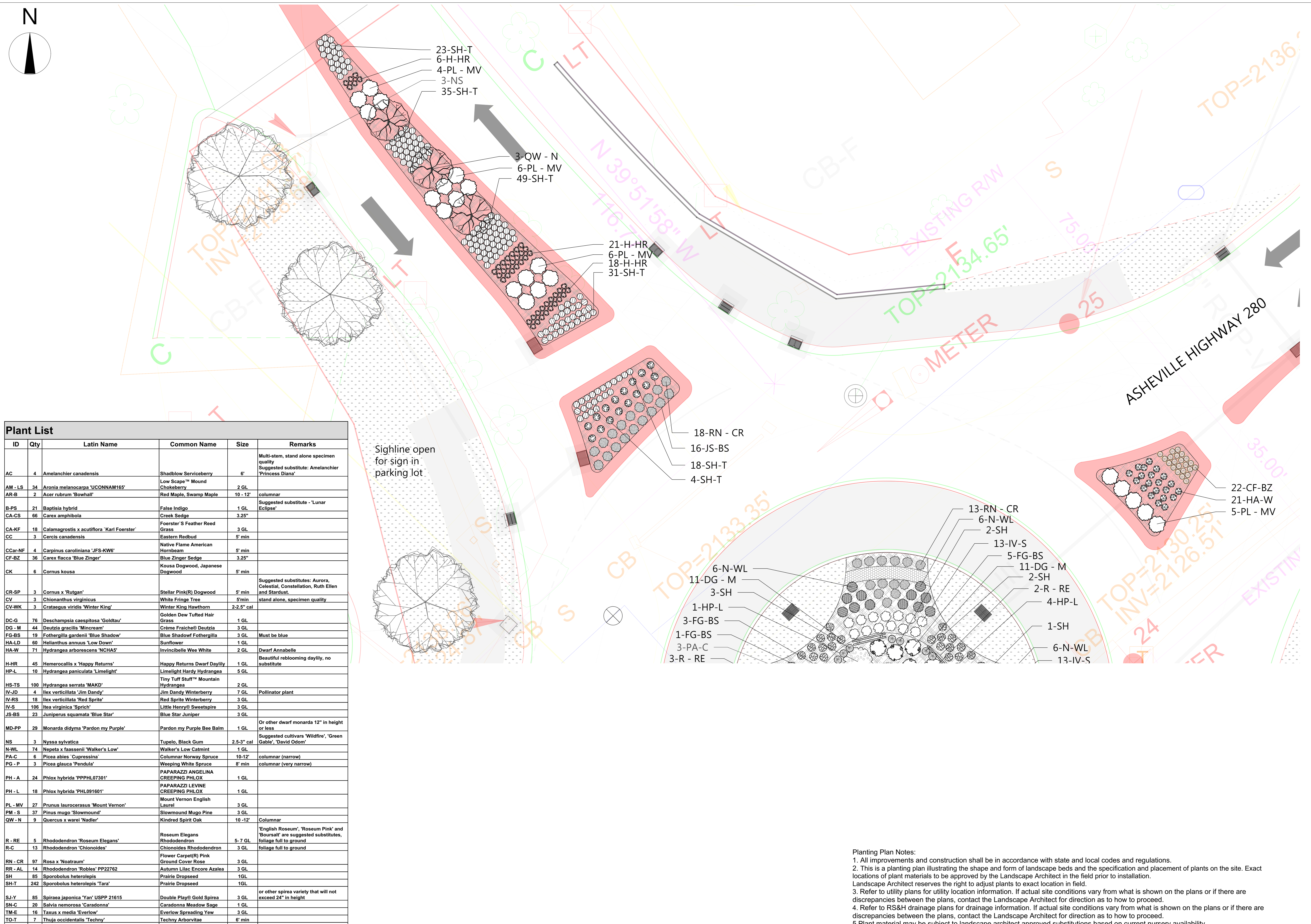
Designed by:

Teresa Buckwalter

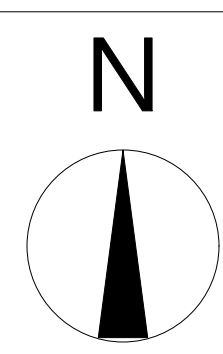
Drawing No.:

| ID | Qty | Latin Name | Common Name | Size | Remarks |
|---------|-----|--|---|------------|---|
| AC | 4 | Amelanchier canadensis | Shadblow Serviceberry | 6' | |
| AM-LS | 34 | Aronia melanocarpa 'UCONNAM165' | Low Scape™ Mound Chokeberry | 2 GL | Multi-stem, stand alone specimen quality Suggested substitute: Amelanchier 'Princess Diana' |
| AR-B | 2 | Acer rubrum 'Bowhall' | Red Maple, Swamp Maple | 10 - 12' | columnar |
| B-PS | 21 | Baptisia hybrid | False Indigo | 1 GL | Suggested substitute - 'Lunar Eclipse' |
| CA-CS | 66 | Carex amphibola | Creek Sedge | 3.25" | |
| CA-KF | 18 | Calamagrostis x acutiflora 'Karl Foerster' | Foerster's Feather Reed Grass | 3 GL | |
| CC | 3 | Cercis canadensis | Eastern Redbud | 5' min | |
| CCar-NF | 4 | Carpinus caroliniana 'JFS-KW6' | Native Flame American Hornbeam | 5' min | |
| CF-BZ | 36 | Carex flacca 'Blue Zinger' | Blue Zinger Sedge | 3.25" | |
| CK | 6 | Cornus kousa | Kousa Dogwood, Japanese Dogwood | 5' min | |
| CR-SP | 3 | Cornus x 'Rutgan' | Stellar Pink(R) Dogwood | 5' min | Suggested substitutes: Aurora, Celestial, Constellation, Ruth Ellen and Stardust. |
| CV | 3 | Chionanthus virginicus | White Fringe Tree | 5' min | stand alone, specimen quality |
| CV-WK | 3 | Crataegus viridis 'Winter King' | Winter King Hawthorn | 2-2.5" cal | |
| DC-G | 76 | Deschampsia caespitosa 'Goldtau' | Golden Dew Tufted Hair Grass | 1 GL | |
| DC-M | 44 | Deutzia gracilis 'Mincram' | Crème Fraîche® Deutzia | 3 GL | |
| FG-BS | 19 | Fothergilla gardenii 'Blue Shadow' | Blue Shadow® Fothergilla | 3 GL | Must be blue |
| HA-LD | 60 | Helianthus annuus 'Low Down' | Sunflower | 1 GL | |
| HA-W | 71 | Hydrangea arborescens 'NCHA5' | Invincibelle Wee White | 2 GL | Dwarf Annabelle |
| H-HR | 45 | Hemerocallis x 'Happy Returns' | Happy Returns Dwarf Daylily | 1 GL | Beautiful reblooming daylily, no substitute |
| HP-L | 10 | Hydrangea paniculata 'Limelight' | Limelight Hardy Hydrangea | 5 GL | |
| HS-TS | 100 | Hydrangea serrata 'MAKD' | Tiny Tuff Stuff™ Mountain Hydrangea | 2 GL | |
| IV-JD | 4 | Ilex verticillata 'Jim Dandy' | Jim Dandy Winterberry | 7 GL | Pollinator plant |
| IV-RS | 18 | Ilex verticillata 'Red Sprite' | Red Sprite Winterberry | 3 GL | |
| IV-S | 106 | Itea virginica 'Sprich' | Little Henry® Sweetspire | 3 GL | |
| JS-BS | 23 | Juniperus squamata 'Blue Star' | Blue Star Juniper | 3 GL | |
| MD-PP | 29 | Monarda didyma 'Pardon my Purple' | Pardon my Purple Bee Balm | 1 GL | Or other dwarf monarda 12" in height or less Suggested cultivars 'Wildfire', 'Green Gable', 'David Odom' |
| NS | 3 | Nyssa sylvatica | Tupelo, Black Gum | 2.5-3" cal | |
| N-WL | 74 | Nepeta x faassenii 'Walker's Low' | Walker's Low Catmint | 1 GL | |
| PA-C | 6 | Picea abies 'Cupressina' | Columnar Norway Spruce | 10-12' | columnar (narrow) |
| PG-P | 3 | Picea glauca 'Pendula' | Weeping White Spruce | 8' min | columnar (very narrow) |
| PH-A | 24 | Phlox hybrida 'PPPHL07301' | PAPARAZZI ANGELINA CREEPING PHLOX | 1 GL | |
| PH-L | 18 | Phlox hybrida 'PHL091601' | PAPARAZZI LEVINE CREEPING PHLOX | 1 GL | |
| PL-MV | 27 | Prunus laurocerasus 'Mount Vernon' | Mount Vernon English Laurel | 3 GL | |
| PM-S | 37 | Pinus mugo 'Slowmound' | Slowmound Mugo Pine | 3 GL | |
| QW-N | 9 | Quercus x warei 'Nadler' | Kindred Spirit Oak | 10-12' | Columnar |
| R-RE | 5 | Rhododendron 'Roseum Elegans' | Roseum Elegans Rhododendron | 5-7 GL | 'English Roseum', 'Roseum Pink' and 'Boursalt' are suggested substitutes, foliage full to ground |
| R-C | 13 | Rhododendron 'Chionoides' | Chionoides Rhododendron | 3 GL | foliage full to ground |
| RN-CR | 97 | Rosa x 'Nostraum' | Flower Carpet(R) Pink Ground Cover Rose | 3 GL | |
| RR-AL | 14 | Rhododendron 'Robles' PP22762 | Autumn Lilac Encore Azalea | 3 GL | |
| SH | 85 | Sporobolus heterolepis | Prairie Dropseed | 1GL | |
| SH-T | 242 | Sporobolus heterolepis 'Tara' | Prairie Dropseed | 1GL | |
| SJ-Y | 85 | Spiraea japonica 'Yan' USPP 21615 | Double Play® Gold Spirea | 3 GL | or other spirea variety that will not exceed 24" in height |
| SN-C | 20 | Salvia nemorosa 'Caradonna' | Caradonna Meadow Sage | 1 GL | |
| TM-E | 16 | Taxus x media 'Everlow' | Everlow Spreading Yew | 3 GL | |
| TO-T | 7 | Thuja occidentalis 'Techny' | Techny Arborvitae | 6' min | |
| VPr | 5 | Viburnum x pragensis | Prague Viburnum | 3'x3' min | |

Sighline open for sign in parking lot



- Planting Plan Notes:
- All improvements and construction shall be in accordance with state and local codes and regulations.
 - This is a planting plan illustrating the shape and form of landscape beds and the specification and placement of plants on the site. Exact locations of plant materials to be approved by the Landscape Architect in the field prior to installation. Landscape Architect reserves the right to adjust plants to exact location in field.
 - Refer to utility plans for utility location information. If actual site conditions vary from what is shown on the plans or if there are discrepancies between the plans, contact the Landscape Architect for direction as to how to proceed.
 - Refer to RS&H drainage plans for drainage information. If actual site conditions vary from what is shown on the plans or if there are discrepancies between the plans, contact the Landscape Architect for direction as to how to proceed.
 - Plant material may be subject to landscape architect approved substitutions based on current nursery availability.
 - If any part of this plan cannot be followed due to site conditions, contact Landscape Architect prior to commencing work.
 - Base map provided by RS&H.
 - All underground utilities shall be field located by utility companies prior to installing plant material.
 - Perform excavation in the vicinity of underground utilities with care and if necessary, by hand.
 - Verify plant counts and square footages of this plan.
 - Provide matching forms and sizes for plant materials within each species and size designated on the drawings.
 - Trees to be planted a minimum of 4 feet from edge of building, or pavement, except as approved by Landscape Architect.
 - Trees to be planted a minimum of 10 feet from water and sewer lines and a minimum of 15 feet from electrical and gas lines.



Client:



CITY OF BREVARD
95 W MAIN STREET
BREVARD, NC 28712
828.885.5600

Project:

NCDOT R-5799
at US 64 and NC 280/64

Project #:
Drawn By: EW
Checked By: TB
Scale: 1" = 10' - 0"

Issue 1 Date 5/31/2021

Issue 2 Date 6/22/2021

Drawing Title:

SHRUB AND PERENNIAL
PLANTING PLAN:
Shopping center median North
of Deavor Road Intersection

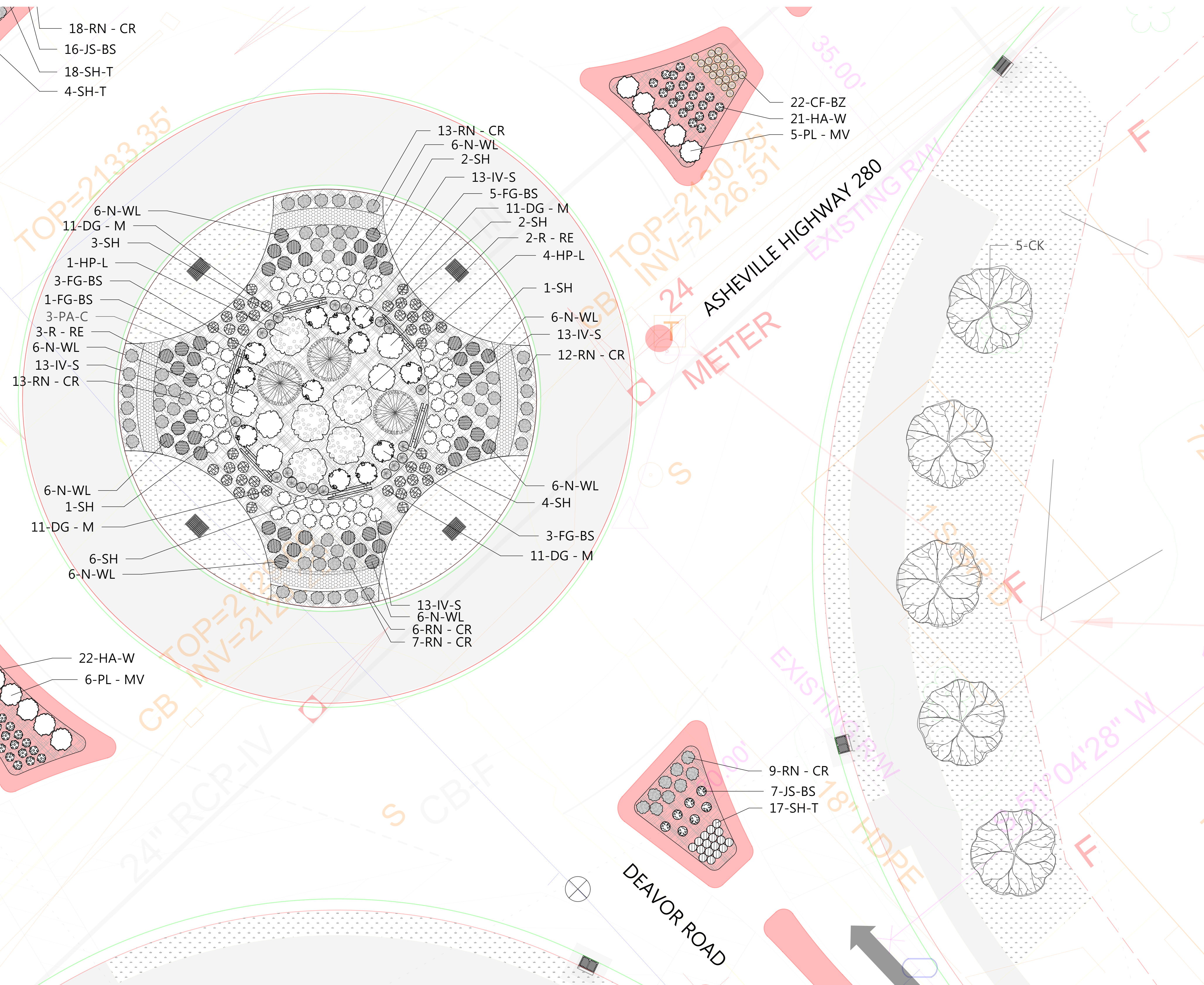
Seal:

Name: Teresa Buckwalter
Profession: Landscape Architect
License No.: 1702



Designed by:
Teresa Buckwalter
1044ED08A0420

Drawing No.:



| ID | Qty | Latin Name | Common Name | Size | Remarks |
|---------|-----|--|---|------------|--|
| AC | 4 | Amelanchier canadensis | Shadblow Serviceberry | 6" | Multi-stem, stand alone specimen quality Suggested substitute: Amelanchier 'Princess Diana' |
| AM - LS | 34 | Aronia melanocarpa 'UCONNAM165' | Low Scape™ Mound Chokeberry | 2 GL | |
| AR-B | 2 | Acer rubrum 'Bowhall' | Red Maple, Swamp Maple | 10 - 12' | columnar |
| B-PS | 21 | Baptisia hybrid | False Indigo | 1 GL | Suggested substitute - 'Lunar Eclipse' |
| CA-CS | 66 | Carex amphibola | Creek Sedge | 3.25" | |
| CA-KF | 18 | Calamagrostis x acutiflora 'Karl Foerster' | Foerster's Feather Reed Grass | 3 GL | |
| CC | 3 | Cercis canadensis | Eastern Redbud | 5' min | |
| CCar-NF | 4 | Carpinus caroliniana 'JFS-KW6' | Native Flame American Hornbeam | 5' min | |
| CF-BZ | 36 | Carex flacca 'Blue Zinger' | Blue Zinger Sedge | 3.25" | |
| CK | 6 | Cornus kousa | Kousa Dogwood, Japanese Dogwood | 5' min | |
| CR-SP | 3 | Cornus x 'Rutgan' | Stellar Pink(R) Dogwood | 5' min | Suggested substitutes: Aurora, Celestial, Constellation, Ruth Ellen and Stardust. |
| CV | 3 | Chionanthus virginicus | White Fringe Tree | 5' min | stand alone, specimen quality |
| CV-WK | 3 | Crataegus viridis 'Winter King' | Winter King Hawthorn | 2-2.5' cal | |
| DC-G | 76 | Deschampsia caespitosa 'Goldtau' | Golden Dew Tufted Hair Grass | 1 GL | |
| DG - M | 44 | Deutzia gracilis 'Mincream' | Crème Fraîche® Deutzia | 3 GL | |
| FG-BS | 19 | Fothergilla gardenii 'Blue Shadow' | Blue Shadow® Fothergilla | 3 GL | Must be blue |
| HA-LD | 60 | Helianthus annuus 'Low Down' | Sunflower | 1 GL | |
| HA-W | 71 | Hydrangea arborescens 'NCHAS' | Invincibelle Wee White | 2 GL | Dwarf Annabelle |
| H-HR | 45 | Hemerocallis x 'Happy Returns' | Happy Returns Dwarf Daylily | 1 GL | Beautiful reblooming daylily, no substitute |
| HP-L | 10 | Hydrangea paniculata 'Limelight' | Limelight Hardy Hydrangea | 5 GL | |
| HS-TS | 100 | Hydrangea serrata 'MAKD' | Tiny Tuff Stuff™ Mountain Hydrangea | 2 GL | |
| IV-JD | 4 | Ilex verticillata 'Jim Dandy' | Jim Dandy Winterberry | 7 GL | Pollinator plant |
| IV-RS | 18 | Ilex verticillata 'Red Sprite' | Red Sprite Winterberry | 3 GL | |
| IV-S | 106 | Ita virginica 'Sprich' | Little Henry® Sweetspire | 3 GL | |
| JS-BS | 23 | Juniperus squamata 'Blue Star' | Blue Star Juniper | 3 GL | |
| MD-PP | 29 | Monarda didyma 'Pardon my Purple' | Pardon my Purple Bee Balm | 1 GL | Or other dwarf monarda 12" in height or less |
| NS | 3 | Nyssa sylvatica | Tupelo, Black Gum | 2.5-3" cal | Suggested cultivars 'Wildfire', 'Green Gable', 'David Odom' |
| N-WL | 74 | Nepeta x faassenii 'Walker's Low' | Walker's Low Catmint | 1 GL | |
| PA-C | 6 | Picea abies 'Cupressina' | Columnar Norway Spruce | 10-12' | columnar (narrow) |
| PG - P | 3 | Picea glauca 'Pendula' | Weeping White Spruce | 8' min | columnar (very narrow) |
| PH - A | 24 | Phlox hybrida 'PPPHL07301' | PAPARAZZI ANGELINA CREEPING PHLOX | 1 GL | |
| PH - L | 18 | Phlox hybrida 'PHL091601' | PAPARAZZI LEVINE CREEPING PHLOX | 1 GL | |
| PL - MV | 27 | Prunus laurocerasus 'Mount Vernon' | Mount Vernon English Laurel | 3 GL | |
| PM - S | 37 | Pinus mugo 'Slowmound' | Slowmound Mugo Pine | 3 GL | |
| QW - N | 9 | Quercus x warei 'Nadler' | Kindred Spirit Oak | 10 - 12' | Columnar |
| R - RE | 5 | Rhododendron 'Roseum Elegans' | Roseum Elegans Rhododendron | 5- 7 GL | 'English Roseum', 'Roseum Pink' and 'Boursalt' are suggested substitutes, foliage full to ground |
| R-C | 13 | Rhododendron 'Chionoides' | Chionoides Rhododendron | 3 GL | foliage full to ground |
| RN - CR | 97 | Rosa x 'Noatraum' | Flower Carpet(R) Pink Ground Cover Rose | 3 GL | |
| RR - AL | 14 | Rhododendron 'Robles' PP22762 | Autumn Lilac Encore Azalea | 3 GL | |
| SH | 85 | Sporobolus heterolepis | Prairie Dropseed | 1GL | |
| SH-T | 242 | Sporobolus heterolepis 'Tara' | Prairie Dropseed | 1GL | |
| SJ-Y | 85 | Spiraea japonica 'Yan' USPP 21615 | Double Play® Gold Spirea | 3 GL | or other spirea variety that will not exceed 24" in height |
| SN-C | 20 | Salvia nemorosa 'Caradonna' | Caradonna Meadow Sage | 1 GL | |
| TM-E | 16 | Taxus x media 'Everlow' | Everlow Spreading Yew | 3 GL | |
| TO-T | 7 | Thuja occidentalis 'Techny' | Techny Arborvitae | 6' min | |
| VPr | 5 | Viburnum x pragensis | Prague Viburnum | 3'x3' min | |

- Planting Plan Notes:
1. All improvements and construction shall be in accordance with state and local codes and regulations.
 2. This is a planting plan illustrating the shape and form of landscape beds and the specification and placement of plants on the site. Exact locations of plant materials to be approved by the Landscape Architect in the field prior to installation. Landscape Architect reserves the right to adjust plants to exact location in field.
 3. Refer to utility plans for utility location information. If actual site conditions vary from what is shown on the plans or if there are discrepancies between the plans, contact the Landscape Architect for direction as to how to proceed.
 4. Refer to RS&H drainage plans for drainage information. If actual site conditions vary from what is shown on the plans or if there are discrepancies between the plans, contact the Landscape Architect for direction as to how to proceed.
 5. Plant material may be subject to landscape architect approved substitutions based on current nursery availability.
 6. If any part of this plan cannot be followed due to site conditions, contact Landscape Architect prior to commencing work.
 7. Base map provided by RS&H.
 8. All underground utilities shall be field located by utility companies prior to installing plant material.
 9. Perform excavation in the vicinity of underground utilities with care and if necessary, by hand.
 10. Verify plant counts and square footages of this plan.
 11. Provide matching forms and sizes for plant materials within each species and size designated on the drawings.
 12. Trees to be planted a minimum of 4 feet from edge of building, or pavement, except as approved by Landscape Architect.
 13. Trees to be planted a minimum of 10 feet from water and sewer lines and a minimum of 15 feet from electrical and gas lines.