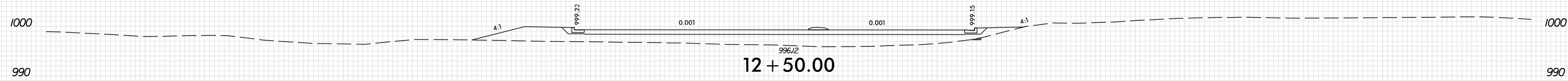
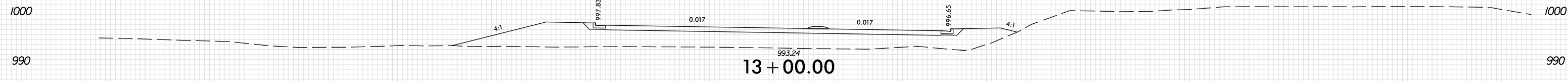
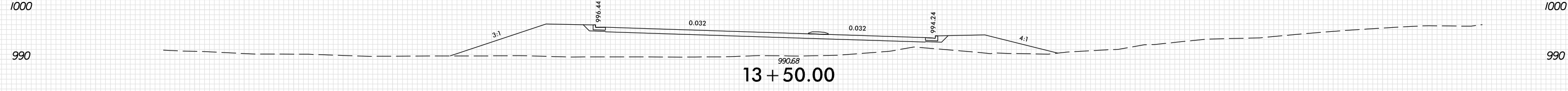
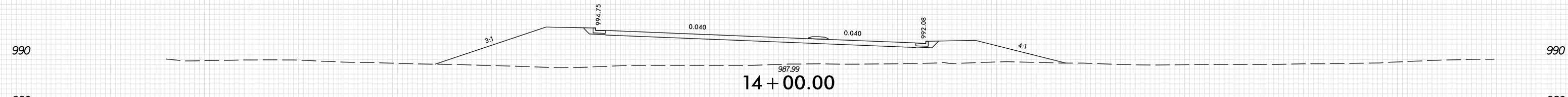


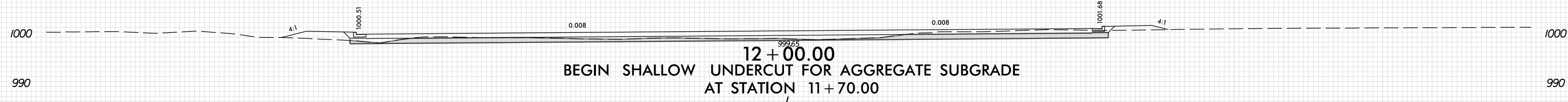
6/23/16

150 140 130 120 110 100 90 80 70 60 50 40 30 20 10 0 10 20 30 40 50 60 70 80 90 100 110 120 130 140 150

SHALLOW UNDERCUT



END SHALLOW UNDERCUT FOR AGGREGATE SUBGRADE
AT STATION 12 + 25.00



BEGIN SHALLOW UNDERCUT FOR AGGREGATE SUBGRADE
AT STATION 11 + 70.00

150 140 130 120 110 100 90 80 70 60 50 40 30 20 10 0 10 20 30 40 50 60 70 80 90 100 110 120 130 140 150

9/8/2023 10:44:20 AM \\server01\work\est01\0498797\U6003_rdy_xpl.dgn