DocuSign Envelope ID: CDB6093E-23BC-48C0-A0B4-818165582496

T.I.P.: R-3833C

CONTRACT NO.: C204852

TIP NO.	SHEET NO.
R-3833C	SIGN-1

APPROVED: Betsy L. Watson (DocuSigned by: 35E67BB34F8743F...)

DATE: 8/24/2023

SEAL

NORTH CAROLINA PROFESSIONAL SEAL 29449 ENGINEER BETSY L. WATSON

DOCUMENT NOT CONSIDERED FINAL UNLESS ALL SIGNATURES COMPLETED

STATE OF NORTH CAROLINA
DEPARTMENT OF TRANSPORTATION

SIGNING PLAN
IREDELL COUNTY

LOCATION: SR 1100 (BRAWLEY SCHOOL RD) FROM SR 1116 (TALBERT RD) TO 1000 FT EAST OF US 21

ROADWAY STANDARD DRAWINGS

THE FOLLOWING ROADWAY STANDARDS AS APPEAR IN "ROADWAY STANDARD DRAWINGS" - PROJECT SERVICES UNIT - N.C. DEPARTMENT OF TRANSPORTATION - RALEIGH, N.C., DATED JANUARY 2018 ARE APPLICABLE TO THIS PROJECT AND BY REFERENCE HEREBY ARE CONSIDERED A PART OF THESE PLANS:

STD. NO.	TITLE
901.10	TYPE 'A' SIGNS (SEE SHEET 1A FOR SHEET 1 OF 2)
901.20	TYPE 'B' SIGNS (SEE SHEET 1B)
901.50	ARROWS AND SHIELDS
901.70	SIGN STRINGERS AND SUPPORT SPACING
904.10	ORIENTATION OF GROUND MOUNTED SIGNS
904.30	SUPPLEMENTAL SIGN MOUNTING
904.50	MOUNTING OF TYPE 'D', 'E' AND 'F' SIGNS ON 'U' CHANNEL POSTS
910.30	SIGNING SUPERSTREET
910.50	SIGNING FOR SPEED REDUCTION ZONE

GENERAL NOTES

. SIGNS FURNISHED BY STATE.

. CONFIRM IN WRITING AT LEAST 4 MONTHS IN ADVANCE, THE ACTUAL DATE THE DEPARTMENT FURNISHED SIGNS WILL BE REQUIRED.

. ALL TYPE 'D' SIGNS SHALL BE MOUNTED ON TWO U-CHANNEL POSTS UNLESS OTHERWISE INDICATED ON THE PLANS.

. IF REMOVAL OR RELOCATION OF SIGNS ON PRIVATE STREET (NON-STATE MAINTAINED) IS REQUIRED DUE TO CONSTRUCTION, THE CONTRACTOR SHALL INFORM THE ENGINEER. THE WORK WILL BE COMPLETED BY OTHERS.

. WHEN NOT STATIONED OR DIMENSIONED ON PLANS, ALL 'E' AND 'F' SIGNS SHALL BE FIELD LOCATED BY THE ENGINEER.

. ALL EXISTING SIGNS ON "U" CHANNEL POST WITHIN THE PROJECT LIMITS SHALL BE REMOVED AND DISPOSED OF UNLESS OTHERWISE NOTED ON PLANS.

. WHEN EXISTING SIGNS ARE REMOVED AND INSTALLED ON NEW SUPPORTS, THE RE-ERECTION SHALL IMMEDIATELY FOLLOW THE REMOVAL.

. THE BACKGROUND FOR TYPE E & F SIGNS SHALL BE TYPE C REFLECTIVE SHEETING.

. DO NOT BEGIN FABRICATION FOR TYPES A & B SIGNS MOUNTED ON OVERHEAD STRUCTURES OR STEEL SUPPORTS UNTIL 'S' DIMENSIONS HAVE BEEN FIELD VERIFIED.

. SEE ROADWAY PLANS FOR GUARD/GUIDE RAIL DETAILS.

SUMMARY OF QUANTITIES

ITEM NO. DESC. NO.	ITEM NO. SECT. NO.	ITEM DESCRIPTION	QUANTITY	UNIT
4057000000	SP	OVERHEAD FOOTING	125	CY
4072000000	903	SUPPORTS, 3-LB STEEL U-CHANNEL	2,500	LF
4082100000	906	SUPPORTS, OVERHEAD SIGN STRUCTURE AT -L- STA 60+25	1	LS
4082100000	906	SUPPORTS, OVERHEAD SIGN STRUCTURE AT -L- STA 65+25	1	LS
4082100000	906	SUPPORTS, OVERHEAD SIGN STRUCTURE AT -Y- STA 40+63	1	LS
4082100000	906	SUPPORTS, OVERHEAD SIGN STRUCTURE AT -Y- STA 40+38	1	LS
4082100000	906	SUPPORTS, OVERHEAD SIGN STRUCTURE AT -Y- STA 32+25	1	LS
4082100000	906	SUPPORTS, OVERHEAD SIGN STRUCTURE AT -Y- STA 32+00	1	LS
4102000000	904	SIGN ERECTION, TYPE E	149	EA
4108000000	904	SIGN ERECTION, TYPE F	8	EA
4116100000	904	SIGN ERECTION, RELOCATE TYPE B (GROUND MOUNTED)	1	EA
4116100000	904	SIGN ERECTION, RELOCATE TYPE E (GROUND MOUNTED)	2	EA
4155000000	907	DISPOSAL OF SIGN SYSTEM, U-CHANNEL	46	EA
4192000000	907	DISPOSAL OF SUPPORT, U-CHANNEL	2	EA

INDEX

SHEET NO.	DESCRIPTION
SIGN-1	TITLE SHEET
SIGN-1A-1B	REVISED ROADWAY STANDARD DRAWINGS
SIGN-2-2E	OVERHEAD DETAIL
SIGN-3-3C	SIGN DESIGNS
SIGN-4	TYPE 'E' SIGNS
SIGN-5	TYPE 'F' SIGNS
SIGN-6-11	SIGNING PLAN SHEETS

PLAN PREPARED BY:

BETSY L. WATSON, P.E. SENIOR TRANSPORTATION ENGINEER

ROSI R. HENNEIN TRANSPORTATION DESIGNER

Stantec

Stantec Consulting Services Inc.
801 Jones Franklin Road
Suite 300
Raleigh, NC 27606
Tel. (919) 851-6866
Fax. (919) 851-7024
www.stantec.com
License No. F-0672

$$$$$SYSTIME$$$$
$$$$$

DocuSign Envelope ID: 42B5F23A-DEFA-46D0-A184-88ADDE553CD8

TIP NO.	SHEET NO.
R-3833C	SIGN-1A

DOCUMENT NOT CONSIDERED FINAL UNLESS ALL SIGNATURES COMPLETED

TIP NO.	SHEET NO.

DocuSigned by:

APPROVED: Matthew V. Springer
DATE: 3/21/2019
BC60F6E8B584403...

SEAL

NORTH CAROLINA PROFESSIONAL SEAL 042546 ENGINEER MATTHEW V. SPRINGER

STATE OF NORTH CAROLINA
DEPT. OF TRANSPORTATION
DIVISION OF HIGHWAYS
RALEIGH, N.C.

2-19

ENGLISH DETAIL DRAWING FOR
TYPE 'A' SIGNS
WELDED STUD CONSTRUCTION

SHEET 1 OF 2
901D10

TYPICAL STUD PLACEMENT

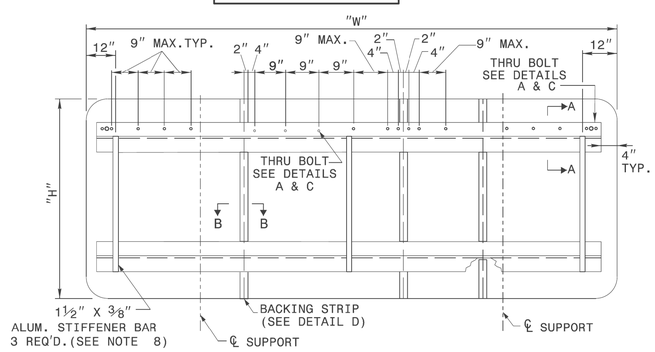

HORIZONTAL BACKING STRIP

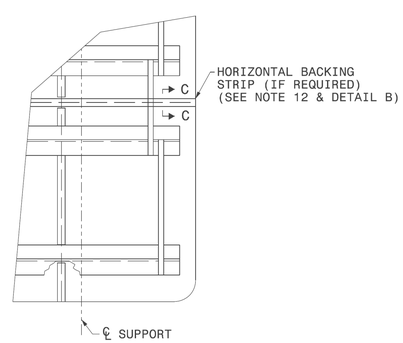

NOTES:

1. USE THE NUMBER AND SIZE OF SUPPORTS SHOWN ON THE SUPPORT CHART IN PROJECT PLANS.
2. FABRICATE SIGN PANEL SECTIONS WITH SHEETS 4'-0" WIDE. WHEN FABRICATING SIGNS WHICH ARE NOT MULTIPLES OF 4'-0" IN WIDTH, DO NOT CUT MORE THAN TWO SHEETS TO LESS THAN 4'-0" IN WIDTH. THESE PANELS SHALL NOT BE LESS THAN 1'-0" IN WIDTH.
3. SEE NCDOT STANDARD SPECIFICATIONS FOR ROADS AND STRUCTURES, FOR TYPE OF MATERIAL TO BE USED FOR SIGN PANELS, HANGER ASSEMBLIES, AND SUPPORTS.
4. USE GALVANIZED STEEL FOR BACKING PLATES AND MOUNTING BOLTS.
5. SEE ROADWAY STANDARD 904.20 WHEN TYPE "B" SECONDARY SIGN MOUNTING IS REQUIRED.
6. DETAILS FOR TYPE "A" SECONDARY SIGNS SHALL BE THE SAME AS FOR TYPE "A" SIGNS.
7. THE VERTICAL DIMENSION BETWEEN PRIMARY AND SECONDARY SIGNS IS TWO (2) INCHES.
8. ADJUST STIFFENERS TO AVOID CONFLICT WITH SUPPORTS.
9. SEE ROADWAY STANDARD 901.70 FOR SUPPORT AND "Z" BAR SPACING.
10. FABRICATE SIGNS TALLER THAN 12'-0" AS TWO SEPARATE SIGNS WITH A HORIZONTAL SPLICE. LOCATE STRINGERS ON EACH SECTION OF THE SIGN BY THE SIGN STRINGER CHART. (SEE ROADWAY STANDARD 901.70)
11. FABRICATE SIGNS TALLER THAN 12'-0" BUT SHORTER THAN 14'-6" WITH A HORIZONTAL SPLICE LOCATED 7'-0" FROM BOTTOM OF SIGN.
12. FABRICATE SIGNS 14'-6" TALL AND TALLER WITH A HORIZONTAL SPLICE. LOCATE THE SPLICE AT LEAST HALF OF THE SIGN HEIGHT FROM THE BOTTOM AND AT LEAST 7'-0" FROM THE TOP.
13. THERE SHALL ONLY BE A ⅛" GAP BETWEEN THE VERTICAL BACKING STRIP AND THE "Z" BAR.
14. SEE ROADWAY STANDARD 901.80 FOR DETAILS SHOWING SIGN MOUNTING TO SUPPORTS.
15. PLACE NYLON WASHER UNDER HEAD OF ⅜" THRU BOLTS.
16. FABRICATE EACH SIGN WITH ⅜" DIA. THRU BOLT, 4" FROM EACH END OF EACH "Z" BAR THRU SIGN PANEL AND "Z" BAR. SEE DETAILS A & C.
17. FABRICATE EACH SIGN WITH ⅜" DIA.THRU BOLT CENTERED IN EACH PANEL THRU THE TOP AND BOTTOM "Z" BAR. CENTERED THRU BOLT REQUIRED IN END PANELS GREATER THAN 2'-0" WIDE. SEE DETAILS A & C.
18. THRU BOLTS WILL HAVE A MINIMUM 1/16" TO MAXIMUM ⅛" GAP

STATE OF NORTH CAROLINA
DEPT. OF TRANSPORTATION
DIVISION OF HIGHWAYS
RALEIGH, N.C.

2-19

ENGLISH DETAIL DRAWING FOR
TYPE 'A' SIGNS
WELDED STUD CONSTRUCTION

SHEET 1 OF 2
901D10

REVISED SIGNING ROADWAY STANDARD DRAWING

REVISED ROADWAY STANDARD DRAWING
901.10 SHEET 1 OF 2

03/20/19
S:\S&U\Standards Group\Standards and Drawings\Drawings\2018 Standard Dwgs\Division 9 Final\090\D0_sgn_sht01_type a sign_2-19.dgn
User:dstokes
$$$$$$SYSTIME$$$$
$$$$$$$$$$$$$$DGN$$$$$$$$$$$$$$$$$$
$$$$USERNAME$$$$

DocuSign Envelope ID: 42B5F23A-DEFA-46D0-A184-88ADDE553CD8

TIP NO.	SHEET NO.
R-3833C	SIGN-1B

DOCUMENT NOT CONSIDERED FINAL UNLESS ALL SIGNATURES COMPLETED

TIP NO.	SHEET NO.

DocuSigned by:

APPROVED: Matthew V. Springer

DATE: 3/21/2019

BC60F6E9B584403...

SEAL

NORTH CAROLINA PROFESSIONAL ENGINEER SEAL 042546 MATTHEW V. SPRINGER

STATE OF NORTH CAROLINA
DEPT. OF TRANSPORTATION
DIVISION OF HIGHWAYS
RALEIGH, N.C.

2-19

ENGLISH DETAIL DRAWING FOR
TYPE 'B' SIGNS
WELDED STUD CONSTRUCTION

SHEET 1 OF 1

901D20

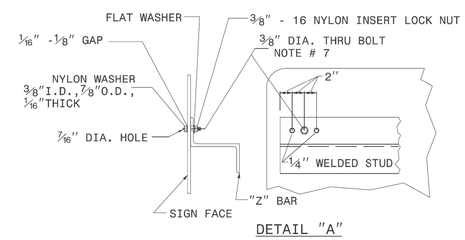

DETAIL "A"

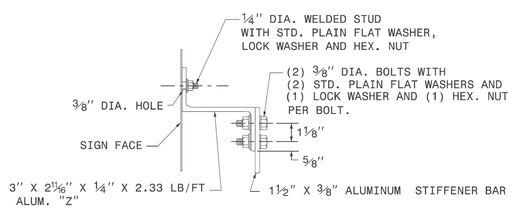

SECTION A-A

STIFFENER DETAIL

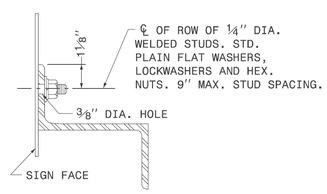

SECTION B-B

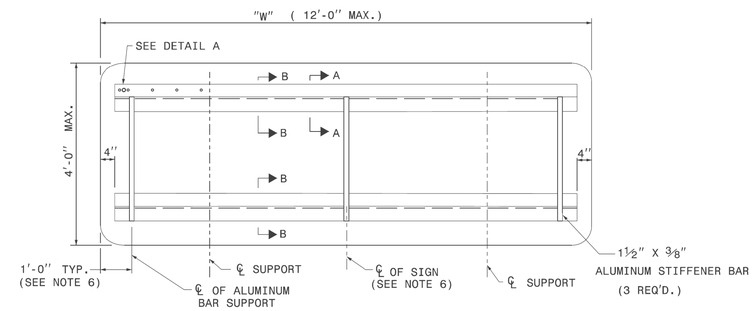

NOTES:

1. USE NUMBER AND SIZE OF SUPPORTS SHOWN ON SUPPORT CHART IN PROJECT PLAN SHEETS.
2. SEE NCDOT STANDARD SPECIFICATIONS FOR ROADS AND STRUCTURES FOR THE TYPE OF MATERIAL TO BE USED FOR SIGN PANELS, HANGER ASSEMBLIES AND SUPPORTS.
3. FURNISH ALL MOUNTING HARDWARE.
4. USE GALVANIZED STEEL FOR BACKING PLATES AND MOUNTING BOLTS.
5. THE VERTICAL DIMENSION BETWEEN PRIMARY AND SECONDARY SIGNS IS TWO (2) INCHES.
6. ADJUST STIFFENERS TO AVOID CONFLICT WITH SUPPORTS.
7. FABRICATE EACH SIGN WITH A 3/8" DIA. BOLT 4" FROM EACH END OF EACH "Z" BAR THRU SIGN PANEL AND "Z" BAR.
8. SEE ROADWAY STANDARD 901.70 FOR SUPPORT AND "Z" BAR SPACING.
9. SEE ROADWAY STANDARD 901.80 FOR DETAILS SHOWING SIGN MOUNTING TO SUPPORTS.
10. PLACE NYLON WASHER UNDER HEAD OF 3/8" THRU BOLT.
11. THRU BOLTS WILL HAVE A MINIMUM 1/16" TO MAXIMUM 1/8" GAP.

STATE OF NORTH CAROLINA
DEPT. OF TRANSPORTATION
DIVISION OF HIGHWAYS
RALEIGH, N.C.

2-19

ENGLISH DETAIL DRAWING FOR
TYPE 'B' SIGNS
WELDED STUD CONSTRUCTION

SHEET 1 OF 1

901D20

REVISED SIGNING ROADWAY STANDARD DRAWING

REVISED ROADWAY STANDARD DRAWING
901.20 SHEET 1 OF 1

03/20/19
R:\Roadway Standards Group\Standards and Drawings\Drawings\2018 Standard Dwgs\Division 9 Final\090120_sgn_type b sign_2-19.dgn
USERNAME=$$$$
$$$$$$$$SYSTIME$$$$
$$$$$$$$$$$$$$$$$$DGN$$$$$$$$$$$$$$$$$$$$

DocuSign Envelope ID: 42B5F23A-DEFA-46D0-A184-88ADDE553CD8

TIP NO.	SHEET NO.
R-3833C	SIGN-2

APPROVED: Betsy L. Watson (DocuSigned by: 35E67BB34F8743F...)

DATE: 4/28/2023

SEAL

NORTH CAROLINA PROFESSIONAL SEAL 29449 ENGINEER BETSY L. WATSON

DOCUMENT NOT CONSIDERED FINAL UNLESS ALL SIGNATURES COMPLETED

Stantec

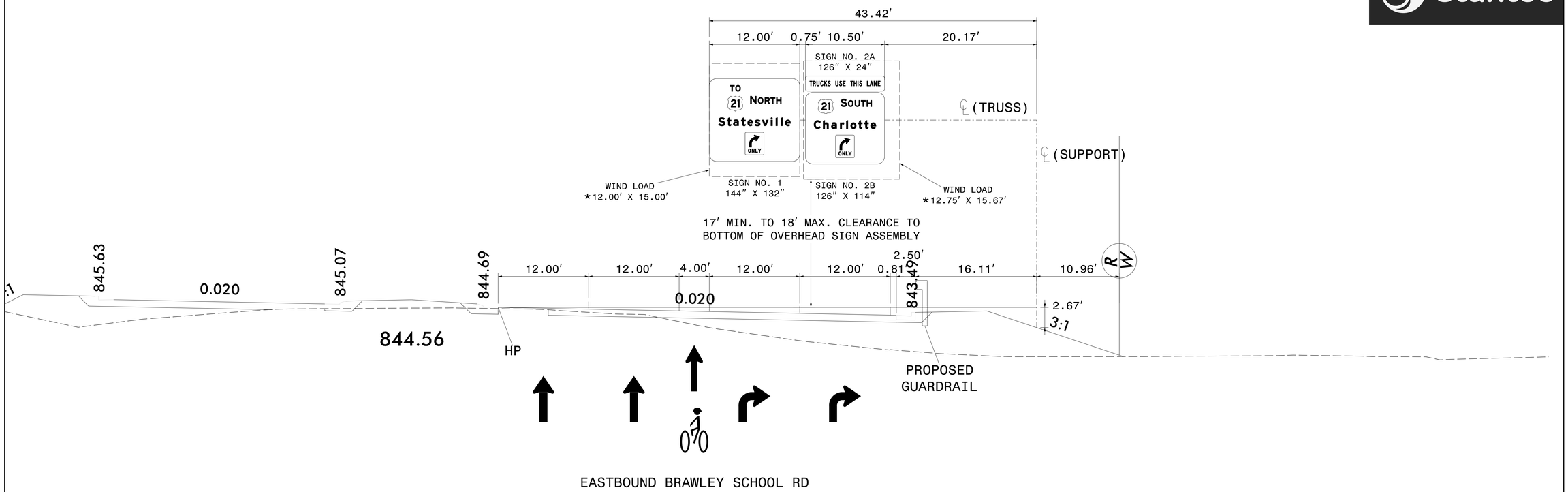

NOTES:

1. IF CONTRACTOR BIDS ALUMINUM SIGN STRUCTURE, EACH SHALL BE PROVIDED WITH AN APPROVED HIGHWAY TRUSS DAMPER DEVICE IN ACCORDANCE WITH AASHTO SPECIFICATIONS.
2. MOUNT SIGNS VERTICALLY CENTERED ON HORIZONTAL MEMBER OF STRUCTURE.
3. FIELD VERIFICATION SHALL BE REQUIRED FOR ALL FOOTING ELEVATIONS, PER THE LATEST NCDOT STANDARD SPECIFICATIONS FOR ROADS AND STRUCTURES. PROVIDE FIELD VERIFICATION TO THE SIGNING SECTION.
4. THE TOP OF THE FOOTING SHALL EXTEND AT LEAST 4 INCHES AND NOT MORE THAN 24 INCHES ABOVE THE HIGHEST POINT OF THE GROUND SURFACE AT THE FOOTING.
5. SIGN HANGERS AND ATTACHMENT HARDWARE SHALL BE PROVIDED AND INSTALLED ON THE ASSEMBLY TO ACCOMMODATE ALL SIGNS SHOWN IN THIS PLAN SHEET.
6. DESIGN AND CONSTRUCTION REQUIREMENTS FOR SIGN STRUCTURES SHALL ACCOMMODATE WIND VELOCITY OF 90 M.P.H.

* THESE DIMENSIONS SHALL BE USED FOR WIND LOAD AND DEAD LOAD COMPUTATIONS IN DESIGN OF STRUCTURE AND FOOTINGS. DESIGN AND CONSTRUCTION REQUIREMENTS FOR SIGN STRUCTURES SHALL ACCOMODATE WIND VELOCITY OF 90 M.P.H.

SIGN STRUCTURE 480684

PROPOSED OVERHEAD SIGN STRUCTURE 'A'
BRAWLEY SCHOOL RD
-L- STA 60+25

$$$$$$SYSTIME$$$$
$$$$$$$$$$$$$$DGN$$$$$$$$$$$$$$$$$$
$$$$USERNAME$$$$

DocuSign Envelope ID: 42B5F23A-DEFA-46D0-A184-88ADDE553CD8

TIP NO.	SHEET NO.
R-3833C	SIGN-2A

APPROVED: DocuSigned by: Betsy L. Watson 35E67BB34F8743F...

DATE: 4/28/2023

SEAL

NORTH CAROLINA PROFESSIONAL SEAL 29449 ENGINEER BETSY L. WATSON

DOCUMENT NOT CONSIDERED FINAL UNLESS ALL SIGNATURES COMPLETED

Stantec

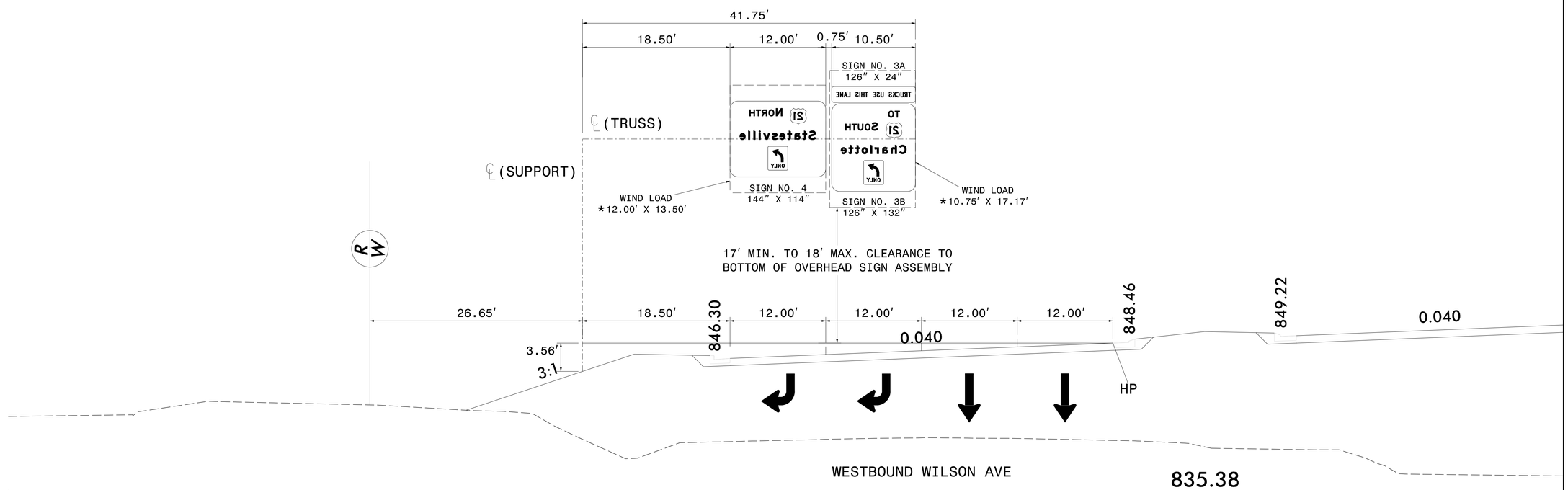

NOTES:

1. IF CONTRACTOR BIDS ALUMINUM SIGN STRUCTURE, EACH SHALL BE PROVIDED WITH AN APPROVED HIGHWAY TRUSS DAMPER DEVICE IN ACCORDANCE WITH AASHTO SPECIFICATIONS.
2. MOUNT SIGNS VERTICALLY CENTERED ON HORIZONTAL MEMBER OF STRUCTURE.
3. FIELD VERIFICATION SHALL BE REQUIRED FOR ALL FOOTING ELEVATIONS, PER THE LATEST NCDOT STANDARD SPECIFICATIONS FOR ROADS AND STRUCTURES. PROVIDE FIELD VERIFICATION TO THE SIGNING SECTION.
4. THE TOP OF THE FOOTING SHALL EXTEND AT LEAST 4 INCHES AND NOT MORE THAN 24 INCHES ABOVE THE HIGHEST POINT OF THE GROUND SURFACE AT THE FOOTING.
5. SIGN HANGERS AND ATTACHMENT HARDWARE SHALL BE PROVIDED AND INSTALLED ON THE ASSEMBLY TO ACCOMMODATE ALL SIGNS SHOWN IN THIS PLAN SHEET.
6. DESIGN AND CONSTRUCTION REQUIREMENTS FOR SIGN STRUCTURES SHALL ACCOMMODATE WIND VELOCITY OF 90 M.P.H.

* THESE DIMENSIONS SHALL BE USED FOR WIND LOAD AND DEAD LOAD COMPUTATIONS IN DESIGN OF STRUCTURE AND FOOTINGS. DESIGN AND CONSTRUCTION REQUIREMENTS FOR SIGN STRUCTURES SHALL ACCOMODATE WIND VELOCITY OF 90 M.P.H.

SIGN STRUCTURE 480685

PROPOSED OVERHEAD SIGN STRUCTURE 'B'
WILSON AVE
-L- STA 65+25

$$$$$$SYSTIME$$$$$
$$$$$$$$$$$$$$DGN$$$$$$$$$$$$$$$$$$
$$$$USERNAME$$$

DocuSign Envelope ID: 42B5F23A-DEFA-46D0-A184-88ADDE553CD8

TIP NO.	SHEET NO.
R-3833C	SIGN-2B

APPROVED: DocuSigned by: Betsy L. Watson 35E67BB34F8743F...

DATE: 4/28/2023

SEAL

NORTH CAROLINA PROFESSIONAL SEAL 29449 ENGINEER BETSY L. WATSON

DOCUMENT NOT CONSIDERED FINAL UNLESS ALL SIGNATURES COMPLETED

Stantec

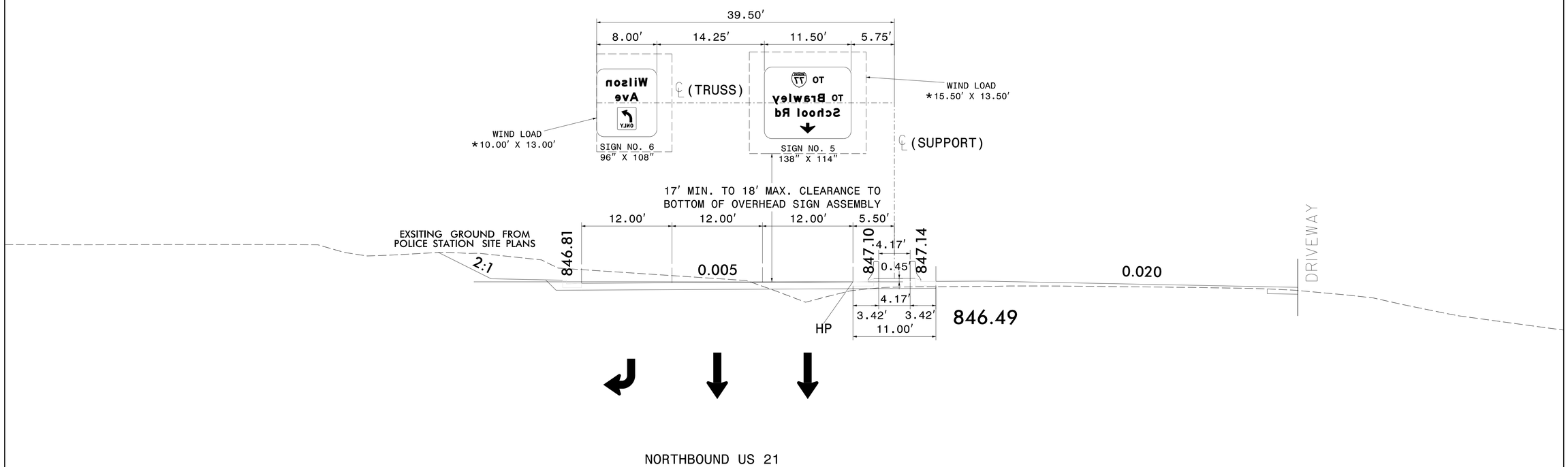

NOTES:

1. IF CONTRACTOR BIDS ALUMINUM SIGN STRUCTURE, EACH SHALL BE PROVIDED WITH AN APPROVED HIGHWAY TRUSS DAMPER DEVICE IN ACCORDANCE WITH AASHTO SPECIFICATIONS.
2. MOUNT SIGNS VERTICALLY CENTERED ON HORIZONTAL MEMBER OF STRUCTURE.
3. FIELD VERIFICATION SHALL BE REQUIRED FOR ALL FOOTING ELEVATIONS, PER THE LATEST NCDOT STANDARD SPECIFICATIONS FOR ROADS AND STRUCTURES. PROVIDE FIELD VERIFICATION TO THE SIGNING SECTION.
4. THE TOP OF THE FOOTING SHALL EXTEND AT LEAST 4 INCHES AND NOT MORE THAN 24 INCHES ABOVE THE HIGHEST POINT OF THE GROUND SURFACE AT THE FOOTING.
5. SIGN HANGERS AND ATTACHMENT HARDWARE SHALL BE PROVIDED AND INSTALLED ON THE ASSEMBLY TO ACCOMMODATE ALL SIGNS SHOWN IN THIS PLAN SHEET.
6. DESIGN AND CONSTRUCTION REQUIREMENTS FOR SIGN STRUCTURES SHALL ACCOMMODATE WIND VELOCITY OF 90 M.P.H.

* THESE DIMENSIONS SHALL BE USED FOR WIND LOAD AND DEAD LOAD COMPUTATIONS IN DESIGN OF STRUCTURE AND FOOTINGS. DESIGN AND CONSTRUCTION REQUIREMENTS FOR SIGN STRUCTURES SHALL ACCOMODATE WIND VELOCITY OF 90 M.P.H.

SIGN STRUCTURE 480686

PROPOSED OVERHEAD SIGN STRUCTURE 'C'
US 21
-L- STA 40+63

$$$$$$SYSTIME$$$$$
$$$$$$$$$$$$$$$$DGN$$$$$$$$$$$$$$$$$
$$$$$$USERNAME$$$$

DocuSign Envelope ID: 42B5F23A-DEFA-46D0-A184-88ADDE553CD8

TIP NO.	SHEET NO.
R-3833C	SIGN-2C

APPROVED: Betsy L. Watson (DocuSigned by: 35E67BB34F8743F...)

DATE: 4/28/2023

SEAL

NORTH CAROLINA PROFESSIONAL SEAL 29449 ENGINEER BETSY L. WATSON

DOCUMENT NOT CONSIDERED FINAL UNLESS ALL SIGNATURES COMPLETED

Stantec

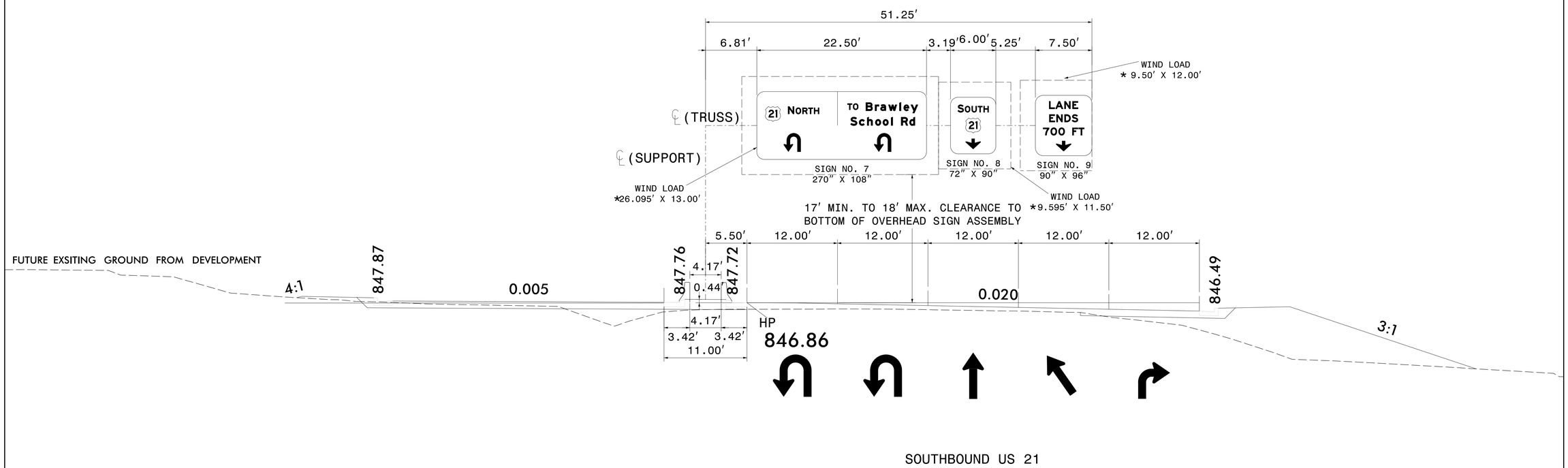

NOTES:

1. IF CONTRACTOR BIDS ALUMINUM SIGN STRUCTURE, EACH SHALL BE PROVIDED WITH AN APPROVED HIGHWAY TRUSS DAMPER DEVICE IN ACCORDANCE WITH AASHTO SPECIFICATIONS.
2. MOUNT SIGNS VERTICALLY CENTERED ON HORIZONTAL MEMBER OF STRUCTURE.
3. FIELD VERIFICATION SHALL BE REQUIRED FOR ALL FOOTING ELEVATIONS, PER THE LATEST NCDOT STANDARD SPECIFICATIONS FOR ROADS AND STRUCTURES. PROVIDE FIELD VERIFICATION TO THE SIGNING SECTION.
4. THE TOP OF THE FOOTING SHALL EXTEND AT LEAST 4 INCHES AND NOT MORE THAN 24 INCHES ABOVE THE HIGHEST POINT OF THE GROUND SURFACE AT THE FOOTING.
5. SIGN HANGERS AND ATTACHMENT HARDWARE SHALL BE PROVIDED AND INSTALLED ON THE ASSEMBLY TO ACCOMMODATE ALL SIGNS SHOWN IN THIS PLAN SHEET.
6. DESIGN AND CONSTRUCTION REQUIREMENTS FOR SIGN STRUCTURES SHALL ACCOMMODATE WIND VELOCITY OF 90 M.P.H.

* THESE DIMENSIONS SHALL BE USED FOR WIND LOAD AND DEAD LOAD COMPUTATIONS IN DESIGN OF STRUCTURE AND FOOTINGS. DESIGN AND CONSTRUCTION REQUIREMENTS FOR SIGN STRUCTURES SHALL ACCOMODATE WIND VELOCITY OF 90 M.P.H.

SIGN STRUCTURE 480687

PROPOSED OVERHEAD SIGN STRUCTURE 'D'
US 21
-L- STA 40+38

$$$$$$SYSTIME$$$$$$
$$$$$$$$$$$$$$$$DGN$$$$$$$$$$$$$$$$
$$$$USERNAME$$$$

DocuSign Envelope ID: 42B5F23A-DEFA-46D0-A184-88ADDE553CD8

TIP NO.	SHEET NO.
R-3833C	SIGN-2D

APPROVED: Betsy L. Watson (DocuSigned by: 35E67BB34F8743F...)

DATE: 4/28/2023

SEAL

NORTH CAROLINA PROFESSIONAL SEAL 29449 ENGINEER BETSY L. WATSON

DOCUMENT NOT CONSIDERED FINAL UNLESS ALL SIGNATURES COMPLETED

Stantec

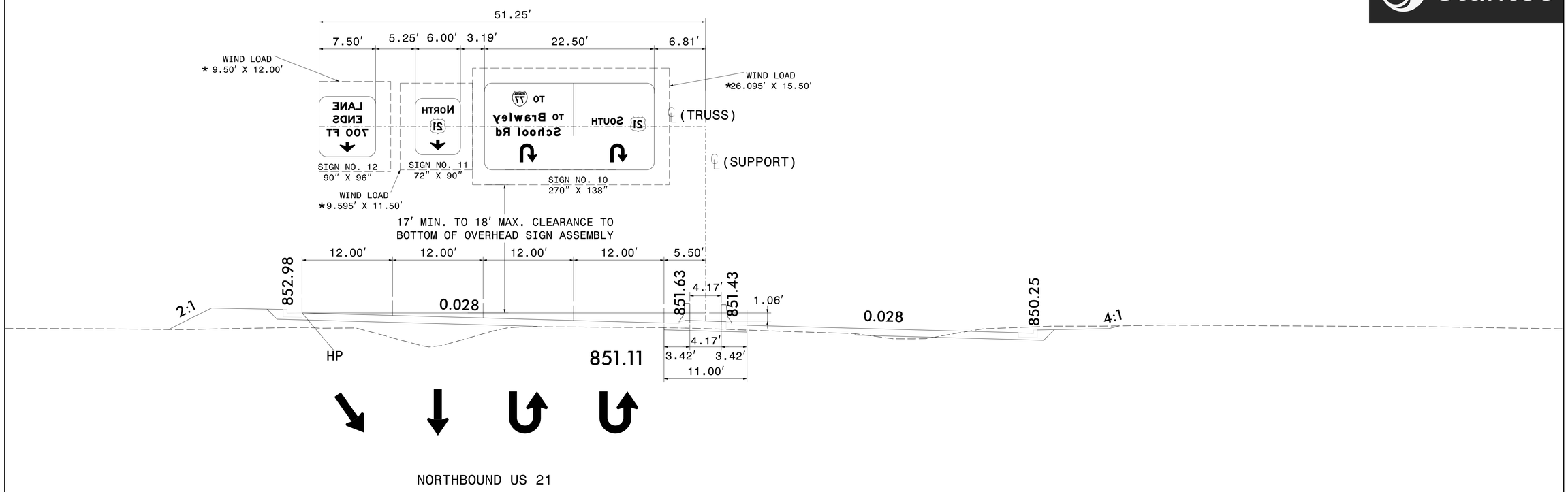

NOTES:

1. IF CONTRACTOR BIDS ALUMINUM SIGN STRUCTURE, EACH SHALL BE PROVIDED WITH AN APPROVED HIGHWAY TRUSS DAMPER DEVICE IN ACCORDANCE WITH AASHTO SPECIFICATIONS.
2. MOUNT SIGNS VERTICALLY CENTERED ON HORIZONTAL MEMBER OF STRUCTURE.
3. FIELD VERIFICATION SHALL BE REQUIRED FOR ALL FOOTING ELEVATIONS, PER THE LATEST NCDOT STANDARD SPECIFICATIONS FOR ROADS AND STRUCTURES. PROVIDE FIELD VERIFICATION TO THE SIGNING SECTION.
4. THE TOP OF THE FOOTING SHALL EXTEND AT LEAST 4 INCHES AND NOT MORE THAN 24 INCHES ABOVE THE HIGHEST POINT OF THE GROUND SURFACE AT THE FOOTING.
5. SIGN HANGERS AND ATTACHMENT HARDWARE SHALL BE PROVIDED AND INSTALLED ON THE ASSEMBLY TO ACCOMMODATE ALL SIGNS SHOWN IN THIS PLAN SHEET.
6. DESIGN AND CONSTRUCTION REQUIREMENTS FOR SIGN STRUCTURES SHALL ACCOMMODATE WIND VELOCITY OF 90 M.P.H.

* THESE DIMENSIONS SHALL BE USED FOR WIND LOAD AND DEAD LOAD COMPUTATIONS IN DESIGN OF STRUCTURE AND FOOTINGS. DESIGN AND CONSTRUCTION REQUIREMENTS FOR SIGN STRUCTURES SHALL ACCOMODATE WIND VELOCITY OF 90 M.P.H.

SIGN STRUCTURE 480688

PROPOSED OVERHEAD SIGN STRUCTURE 'E'
US 21
-L- STA 32+25

$$$$$$SYSTIME$$$$$
$$$$$$$$$$$$$$DGN$$$$$$$$$$$$$$$$$$
$$$$USERNAME$$$$

DocuSign Envelope ID: 42B5F23A-DEFA-46D0-A184-88ADDE553CD8

TIP NO.	SHEET NO.
R-3833C	SIGN-2E

APPROVED: DocuSigned by: Betsy L. Watson 35E67BB34F8743F...

DATE: 4/28/2023

SEAL

NORTH CAROLINA PROFESSIONAL SEAL 29449 ENGINEER BETSY L. WATSON

DOCUMENT NOT CONSIDERED FINAL UNLESS ALL SIGNATURES COMPLETED

Stantec

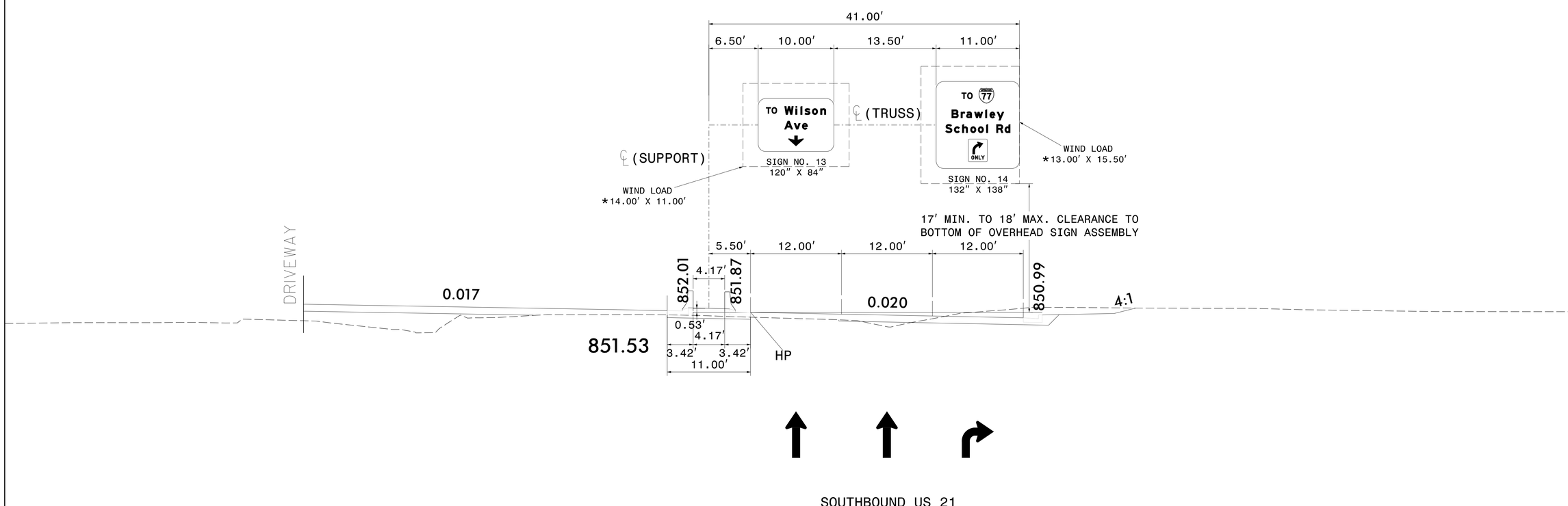

NOTES:

1. IF CONTRACTOR BIDS ALUMINUM SIGN STRUCTURE, EACH SHALL BE PROVIDED WITH AN APPROVED HIGHWAY TRUSS DAMPER DEVICE IN ACCORDANCE WITH AASHTO SPECIFICATIONS.
2. MOUNT SIGNS VERTICALLY CENTERED ON HORIZONTAL MEMBER OF STRUCTURE.
3. FIELD VERIFICATION SHALL BE REQUIRED FOR ALL FOOTING ELEVATIONS, PER THE LATEST NCDOT STANDARD SPECIFICATIONS FOR ROADS AND STRUCTURES. PROVIDE FIELD VERIFICATION TO THE SIGNING SECTION.
4. THE TOP OF THE FOOTING SHALL EXTEND AT LEAST 4 INCHES AND NOT MORE THAN 24 INCHES ABOVE THE HIGHEST POINT OF THE GROUND SURFACE AT THE FOOTING.
5. SIGN HANGERS AND ATTACHMENT HARDWARE SHALL BE PROVIDED AND INSTALLED ON THE ASSEMBLY TO ACCOMMODATE ALL SIGNS SHOWN IN THIS PLAN SHEET.
6. DESIGN AND CONSTRUCTION REQUIREMENTS FOR SIGN STRUCTURES SHALL ACCOMMODATE WIND VELOCITY OF 90 M.P.H.

* THESE DIMENSIONS SHALL BE USED FOR WIND LOAD AND DEAD LOAD COMPUTATIONS IN DESIGN OF STRUCTURE AND FOOTINGS. DESIGN AND CONSTRUCTION REQUIREMENTS FOR SIGN STRUCTURES SHALL ACCOMODATE WIND VELOCITY OF 90 M.P.H.

SIGN STRUCTURE 480689

PROPOSED OVERHEAD SIGN STRUCTURE 'F'
US 21
-L- STA 32+00

$$$$$$SYSTIME$$$$$$
$$$$$$$$$$$$$$DGN$$$$$$$$$$$$$$$$$$
$$$USERNAME$$$

DocuSign Envelope ID: 42B5F23A-DEFA-46D0-A184-88ADDE553CD8

TIP NO.	SHEET NO.
R-3833C	SIGN-3

APPROVED: Betsy L. Watson (DocuSigned by: 35E67BB34F8743F...)

DATE: 4/28/2023

SEAL

NORTH CAROLINA PROFESSIONAL SEAL 29449 ENGINEER BETSY L. WATSON

DOCUMENT NOT CONSIDERED FINAL UNLESS ALL SIGNATURES COMPLETED

Stantec

SIGN NUMBER: 1
TYPE: A
QUANTITY: 1

SIGN WIDTH: 144″
HEIGHT: 132″
TOTAL AREA: 132.0 Sq.Ft.

BORDER TYPE: FLUSH
RADII: 12″
WIDTH: 2″
RECESS: 0″

NO. Z BARS: 3
LENGTH: 136.0

BACKG COLOR: Green
COPY COLOR: White

SYMBOL	X	Y	WID	HT
M1_4	29.3	79.9	24	24
R3-5R	57	10.6	30	36

MAT'L: 0.125″ (3.2MM) ALUMINUM

DESIGN BY: RRH
PROJECT ID: R-3833C
CHECKED BY: BLW
DIV: 12
DATE: Feb 25, 2022

Spacing Factor is 1 unless specified otherwise

USE NOTES

1. Legend and border (except those that are colored black) shall be direct applied Grade A sheeting.
2. Background shall be Grade C reflective sheeting.
3. Shields; A, B, and C type arrows shall be on 0.032″ (0.8mm) aluminum and demountable.
4. R3-5R shall be white Grade A reflective sheeting on 0.032″ aluminum and demountable. Legend, border, and arrow shall be direct applied black non-reflective sheeting.

LETTER POSITIONS

Letter spacings are to start of next letter

																						Series/Size Text Length
	T	O																				E 2000
32.6	8.9	8.4	94.1																			17.3
	N		O	R	T	H																E 2000
65.3	9.7	2.6	10.7	9.2	9.2	8.1	29.3															49.5
	S	t	a	t	e	s	v	i	l	l	e											EM 2000
14.5	13.6	10	12.8	10	11.5	11.5	14.1	8	8	6.8	8.8	14.5										115

SIGN NUMBER: 2A,3A
TYPE: B
QUANTITY: 2

SIGN WIDTH: 126″
HEIGHT: 24″
TOTAL AREA: 21.0 Sq.Ft.

BORDER TYPE: RECESSED
RADII: 3″
WIDTH: 1.5″
RECESS: 0.5″

NO. Z BARS: 2
LENGTH: 118.0

BACKG COLOR: Yellow
COPY COLOR: Black

SYMBOL	X	Y	WID	HT

MAT'L: 0.125″ (3.2MM) ALUMINUM

DESIGN BY: RRH
PROJECT ID: R-3833C
CHECKED BY: BLW
DIV: 12
DATE: Feb 25, 2022

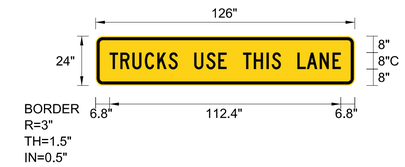

Spacing Factor is 1 unless specified otherwise

USE NOTES

1. Legend and border shall be direct applied black non-reflective sheeting.
2. Background shall be Grade C reflective sheeting.

LETTER POSITIONS

Letter spacings are to start of next letter

																						Series/Size Text Length
	T	R	U	C	K	S		U	S	E		T	H	I	S		L	A	N	E		C 2000
6.8	5.2	5.8	6.1	6.1	5.4	4.5	8	5.8	5.8	4.1	8	5.2	6.2	2.5	4.5	8	4.6	6.2	6.2	4.1	6.8	112.4

SIGN NUMBER: 2B
TYPE: A
QUANTITY: 1

SIGN WIDTH: 126″
HEIGHT: 114″
TOTAL AREA: 99.8 Sq.Ft.

BORDER TYPE: FLUSH
RADII: 12″
WIDTH: 2″
RECESS: 0″

NO. Z BARS: 3
LENGTH: 118.0

BACKG COLOR: Green
COPY COLOR: White

SYMBOL	X	Y	WID	HT
M1_4	20.3	79.3	24	24
R3-5R	48	10	30	36

MAT'L: 0.125″ (3.2MM) ALUMINUM

DESIGN BY: RRH
PROJECT ID: R-3833C
CHECKED BY: BLW
DIV: 12
DATE: Feb 25, 2022

Spacing Factor is 1 unless specified otherwise

USE NOTES

1. Legend and border (except those that are colored black) shall be direct applied Grade A sheeting.
2. Background shall be Grade C reflective sheeting.
3. Shields; A, B, and C type arrows shall be on 0.032″ (0.8mm) aluminum and demountable.
4. R3-5R shall be white Grade A reflective sheeting on 0.032″ aluminum and demountable. Legend, border, and arrow shall be direct applied black non-reflective sheeting.

LETTER POSITIONS

Letter spacings are to start of next letter

																						Series/Size Text Length
	S		O	U	T	H																E 2000
56.3	9.7	1.8	10.7	9.8	9.2	8.1	20.3															49.4
	C	h	a	r	l	o	t	t	e													EM 2000
13.6	14.5	12.9	14.1	9.9	6.8	11.9	9.9	10	8.8	13.6												98.8

SIGN NUMBER: 3B
TYPE: A
QUANTITY: 1

SIGN WIDTH: 126″
HEIGHT: 132″
TOTAL AREA: 115.5 Sq.Ft.

BORDER TYPE: FLUSH
RADII: 12″
WIDTH: 2″
RECESS: 0″

NO. Z BARS: 3
LENGTH: 118.0

BACKG COLOR: Green
COPY COLOR: White

SYMBOL	X	Y	WID	HT
M1_4	20.3	79.9	24	24
R3-5R	48	10.6	30	36

MAT'L: 0.125″ (3.2MM) ALUMINUM

DESIGN BY: RRH
PROJECT ID: R-3833C
CHECKED BY: BLW
DIV: 12
DATE: Feb 25, 2022

Spacing Factor is 1 unless specified otherwise

USE NOTES

1. Legend and border (except those that are colored black) shall be direct applied Grade A sheeting.
2. Background shall be Grade C reflective sheeting.
3. Shields; A, B, and C type arrows shall be on 0.032″ (0.8mm) aluminum and demountable.
4. R3-5R shall be white Grade A reflective sheeting on 0.032″ aluminum and demountable. Legend, border, and arrow shall be direct applied black non-reflective sheeting.

LETTER POSITIONS

Letter spacings are to start of next letter

																						Series/Size Text Length
	T	O																				E 2000
23.6	8.9	8.4	85.1																			17.3
	S		O	U	T	H																E 2000
56.3	9.7	1.8	10.7	9.8	9.2	8.1	20.3															49.4
	C	h	a	r	l	o	t	t	e													EM 2000
13.6	14.5	12.9	14.1	9.9	6.8	11.9	9.9	10	8.8	13.6												98.8

SIGN DESIGNS

$$$$SYSTIME$$$$
$$$$

DocuSign Envelope ID: 42B5F23A-DEFA-46D0-A184-88ADDE553CD8

TIP NO.	SHEET NO.
R-3833C	SIGN-3A

APPROVED: DocuSigned by: Betsy L. Watson 35E67BB34F8743F...

DATE: 4/28/2023

SEAL

NORTH CAROLINA PROFESSIONAL SEAL 29449 ENGINEER BETSY L. WATSON

DOCUMENT NOT CONSIDERED FINAL UNLESS ALL SIGNATURES COMPLETED

Stantec

SIGN NUMBER: 4
TYPE: A
QUANTITY: 1

SIGN WIDTH: 144″
HEIGHT: 114″
TOTAL AREA: 114.0 Sq.Ft.

BORDER TYPE: FLUSH
RADII: 12″
WIDTH: 2″
RECESS: 0″

NO. Z BARS: 3
LENGTH: 136.0

BACKG COLOR: Green
COPY COLOR: White

SYMBOL	X	Y	WID	HT
M1_4	29.3	79.3	24	24
R3-5R	57	10	30	36

MAT'L: 0.125″ (3.2MM) ALUMINUM

DESIGN BY: RRH
PROJECT ID: R-3833C
CHECKED BY: BLW
DIV: 12
DATE: Feb 25, 2022

Spacing Factor is 1 unless specified otherwise

USE NOTES

1. Legend and border (except those that are colored black) shall be direct applied Grade A sheeting.
2. Background shall be Grade C reflective sheeting.
3. Shields; A, B, and C type arrows shall be on 0.032″ (0.8mm) aluminum and demountable.
4. R3-5R shall be white Grade A reflective sheeting on 0.032″ aluminum and demountable. Legend, border, and arrow shall be direct applied black non-reflective sheeting.

LETTER POSITIONS

Letter spacings are to start of next letter

																								Series/Size Text Length
	N		O	R	T	H																		E 2000
65.3	9.7	2.6	10.7	9.2	9.2	8.1	29.3																	49.5
	S	t	a	t	e	s	v	i	l	l	e													EM 2000
14.5	13.6	10	12.8	10	11.5	11.5	14.1	8	8	6.8	8.8	14.5												115

SIGN NUMBER: 5
TYPE: A
QUANTITY: 1

SIGN WIDTH: 138″
HEIGHT: 114″
TOTAL AREA: 109.3 Sq.Ft.

BORDER TYPE: FLUSH
RADII: 12″
WIDTH: 2″
RECESS: 0″

NO. Z BARS: 3
LENGTH: 130.0

BACKG COLOR: Green
COPY COLOR: White

SYMBOL	X	Y	WID	HT
M1_1	70.6	81.6	24	24
ARDOWN	57	8.4	24	16.5

MAT'L: 0.125″ (3.2MM) ALUMINUM

DESIGN BY: RRH
PROJECT ID: R-3833C
CHECKED BY: BLW
DIV: 12
DATE: Feb 25, 2022

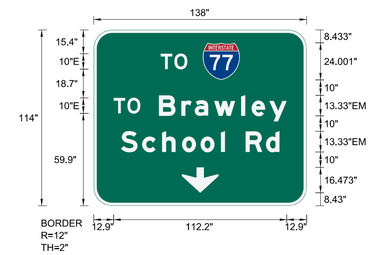

Spacing Factor is 1 unless specified otherwise

USE NOTES

1. Legend and border (except those that are colored black) shall be direct applied Grade A sheeting.
2. Background shall be Grade C reflective sheeting.
3. Shields; A, B, and C type arrows shall be on 0.032″ (0.8mm) aluminum and demountable.

LETTER POSITIONS

Letter spacings are to start of next letter

																								Series/Size Text Length
	T	O																						E 2000
43.4	8.9	8.4	77.4																					17.3
	T	O		B	r	a	w	l	e	y														E 2000,EM 2000
12.9	8.9	8.4	12	14.5	8.7	12.7	17.5	6.8	11.5	11.3	12.9													112.2
	S	c	h	o	o	l		R	d															EM 2000
17.6	13.7	12.9	12.9	12	13.2	2.7	13.3	13.2	8.8	17.6														102.8

SIGN NUMBER: 6
TYPE: A
QUANTITY: 1

SIGN WIDTH: 96″
HEIGHT: 108″
TOTAL AREA: 72.0 Sq.Ft.

BORDER TYPE: FLUSH
RADII: 12″
WIDTH: 2″
RECESS: 0″

NO. Z BARS: 3
LENGTH: 88.0

BACKG COLOR: Green
COPY COLOR: White

SYMBOL	X	Y	WID	HT
R3-5R	33	11	30	36

MAT'L: 0.125″ (3.2MM) ALUMINUM

DESIGN BY: RRH
PROJECT ID: R-3833C
CHECKED BY: BLW
DIV: 12
DATE: Feb 25, 2022

Spacing Factor is 1 unless specified otherwise

USE NOTES

1. Legend and border (except those that are colored black) shall be direct applied Grade A sheeting.
2. Background shall be Grade C reflective sheeting.
3. Shields; A, B, and C type arrows shall be on 0.032″ (0.8mm) aluminum and demountable.
4. R3-5R shall be white Grade A reflective sheeting on 0.032″ aluminum and demountable. Legend, border, and arrow shall be direct applied black non-reflective sheeting.

LETTER POSITIONS

Letter spacings are to start of next letter

																								Series/Size Text Length
	W	i	l	s	o	n																		EM 2000
15.2	17.3	8	6.5	11.7	13.2	8.8	15.2																	65.6
	A	v	e																					EM 2000
29.5	15.2	12.9	8.8	29.5																				36.9

SIGN NUMBER: 7
TYPE: A
QUANTITY: 1

SIGN WIDTH: 270″
HEIGHT: 108″
TOTAL AREA: 202.5 Sq.Ft.

BORDER TYPE: FLUSH
RADII: 12″
WIDTH: 2″
RECESS: 0″

NO. Z BARS: 3
LENGTH: 262.0

BACKG COLOR: Green
COPY COLOR: White

SYMBOL	X	Y	WID	HT
M1_4	13.6	60.4	24	24
u-turn arrow	42.6	12	27.5	30
u-turn arrow	186.6	12	27.5	30

MAT'L: 0.125″ (3.2MM) ALUMINUM

DESIGN BY: RRH
PROJECT ID: R-3833C
CHECKED BY: BLW
DIV: 12
DATE: Apr 18, 2022



Spacing Factor is 1 unless specified otherwise

USE NOTES

1. Legend and border (except those that are colored black) shall be direct applied Grade A sheeting.
2. Background shall be Grade C reflective sheeting.
3. Shields; A, B, and C type arrows shall be on 0.032″ (0.8mm) aluminum and demountable.

LETTER POSITIONS

Letter spacings are to start of next letter

																								Series/Size Text Length
	T	O		B	r	a	w	l	e	y														E 2000,EM 2000
144.2	8.9	8.4	12	14.5	8.7	12.7	17.5	6.8	11.5	11.3	13.6													112.2
	N		O	R	T	H																		E 2000
49.6	9.7	2.6	10.7	9.2	9.2	8.1	170.9																	49.5
	S	c	h	o	o	l		R	d															EM 2000
148.9	13.7	12.9	12.9	12	13.2	2.7	13.3	13.2	8.8	18.3														102.8

ARROW DETAILS

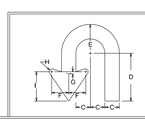

ARROW DIMENSIONS (INCHES)	C	D	E	F	G	H	I
	5.6875	19.6875	11.3125	6.5	0.875	1.125	11.5

SIGN DESIGNS

$$$$SYSTIME$$$$
$$$$DGN$$$$
$$$$USERNAME$$$$

DocuSign Envelope ID: 42B5F23A-DEFA-46D0-A184-88ADDE553CD8

TIP NO.	SHEET NO.
R-3833C	SIGN-3B

APPROVED: Betsy L. Watson (DocuSigned by: 35E67BB34F8743F...)

DATE: 4/28/2023

SEAL

NORTH CAROLINA PROFESSIONAL SEAL 29449 ENGINEER BETSY L. WATSON

DOCUMENT NOT CONSIDERED FINAL UNLESS ALL SIGNATURES COMPLETED

Stantec

SIGN NUMBER: 8
TYPE: A
QUANTITY: 1

SIGN WIDTH: 72″
HEIGHT: 90″
TOTAL AREA: 45.0 Sq.Ft.

BORDER TYPE: FLUSH
RADII: 12″
WIDTH: 2″
RECESS: 0″

NO. Z BARS: 3
LENGTH: 64.0

BACKG COLOR: Green
COPY COLOR: White

SYMBOL	X	Y	WID	HT
M1_4	24	33	24	24
ARDOWN	24	7.6	24	16.5

MAT'L: 0.125″ (3.2MM) ALUMINUM

DESIGN BY: RRH
PROJECT ID: R-3833C
CHECKED BY: BLW
DIV: 12
DATE: Feb 25, 2022

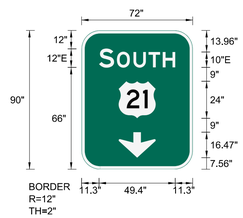

Spacing Factor is 1 unless specified otherwise

USE NOTES

1. Legend and border (except those that are colored black) shall be direct applied Grade A sheeting.
2. Background shall be Grade C reflective sheeting.
3. Shields; A, B, and C type arrows shall be on 0.032″ (0.8mm) aluminum and demountable.

LETTER POSITIONS

Letter spacings are to start of next letter

								Series/Size Text Length
	S		O	U	T	H		E 2000
11.3	9.7	1.8	10.7	9.8	9.2	8.1	11.3	49.4

SIGN NUMBER: 9,12
TYPE: A
QUANTITY: 2

SIGN WIDTH: 90″
HEIGHT: 96″
TOTAL AREA: 60.0 Sq.Ft.

BORDER TYPE: RECESSED
RADII: 12″
WIDTH: 1.5″
RECESS: 0.5″

NO. Z BARS: 3
LENGTH: 82.0

BACKG COLOR: Yellow
COPY COLOR: Black

SYMBOL	X	Y	WID	HT
ARDOWN	33	7.1	24	16.5

MAT'L: 0.125″ (3.2MM) ALUMINUM

DESIGN BY: RRH
PROJECT ID: R-3833C
CHECKED BY: BLW
DIV: 12
DATE: Feb 25, 2022

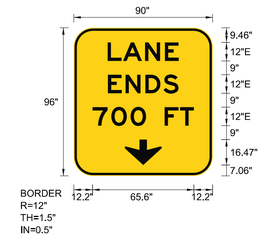

Spacing Factor is 1 unless specified otherwise

USE NOTES

1. Legend and border shall be direct applied black non-reflective sheeting.
2. Background shall be Grade C reflective sheeting.
3. Shields; A, B, and C type arrows shall be on 0.032″ (0.8mm) aluminum and demountable.

LETTER POSITIONS

Letter spacings are to start of next letter

																								Series/Size Text Length
	L	A	N	E																				E 2000
22	10	14.3	12.8	9	22																			46.1
	E	N	D	S																				E 2000
22.1	11.4	12.8	11.8	9.7	22.1																			45.7
	7	0	0		F	T																		E 2000
12.2	12.1	12.5	10.1	12	10	9	12.2																	65.6

SIGN NUMBER: 10
TYPE: A
QUANTITY: 1

SIGN WIDTH: 270″
HEIGHT: 138″
TOTAL AREA: 258.8 Sq.Ft.

BORDER TYPE: FLUSH
RADII: 12″
WIDTH: 2″
RECESS: 0″

NO. Z BARS: 3
LENGTH: 262.0

BACKG COLOR: Green
COPY COLOR: White

SYMBOL	X	Y	WID	HT
M1_1	201.9	100.7	24	24
M1_4	13.6	60.4	24	24
u-turn arrow	42.6	12	27.5	30
u-turn arrow	186.6	12	27.5	30

MAT'L: 0.125″ (3.2MM) ALUMINUM

DESIGN BY: RRH
PROJECT ID: R-3833C
CHECKED BY: BLW
DIV: 12
DATE: Apr 18, 2022

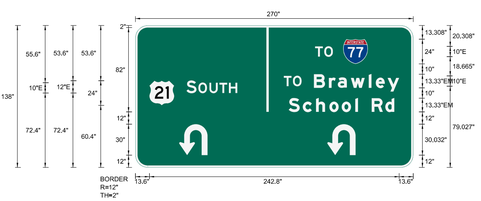

Spacing Factor is 1 unless specified otherwise

USE NOTES

1. Legend and border (except those that are colored black) shall be direct applied Grade A sheeting.
2. Background shall be Grade C reflective sheeting.
3. Shields; A, B, and C type arrows shall be on 0.032″ (0.8mm) aluminum and demountable.

LETTER POSITIONS

Letter spacings are to start of next letter

																								Series/Size Text Length
	T	O																						E 2000
174.6	8.9	8.4	78.1																					17.3
	T	O		B	r	a	w	l	e	y														E 2000,EM 2000
144.2	8.9	8.4	12	14.5	8.7	12.7	17.5	6.8	11.5	11.3	13.6													112.2
	S		O	U	T	H																		E 2000
49.6	9.7	1.8	10.7	9.8	9.2	8.1	171																	49.4
	S	c	h	o	o	l		R	d															EM 2000
148.9	13.7	12.9	12.9	12	13.2	2.7	13.3	13.2	8.8	18.3														102.8

ARROW DETAILS

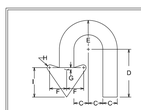

ARROW DIMENSIONS (INCHES)	C	D	E	F	G	H	I
	5.6875	18.6875	11.3125	6.5	0.875	1.125	11.3

SIGN NUMBER: 11
TYPE: A
QUANTITY: 1

SIGN WIDTH: 72″
HEIGHT: 90″
TOTAL AREA: 45.0 Sq.Ft.

BORDER TYPE: FLUSH
RADII: 12″
WIDTH: 2″
RECESS: 0″

NO. Z BARS: 3
LENGTH: 64.0

BACKG COLOR: Green
COPY COLOR: White

SYMBOL	X	Y	WID	HT
M1_4	24	33	24	24
ARDOWN	24	7.6	24	16.5

MAT'L: 0.125″ (3.2MM) ALUMINUM

DESIGN BY: RRH
PROJECT ID: R-3833C
CHECKED BY: BLW
DIV: 12
DATE: Feb 25, 2022

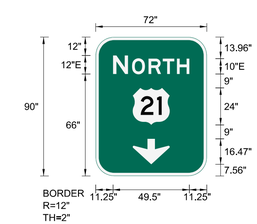

Spacing Factor is 1 unless specified otherwise

USE NOTES

1. Legend and border (except those that are colored black) shall be direct applied Grade A sheeting.
2. Background shall be Grade C reflective sheeting.
3. Shields; A, B, and C type arrows shall be on 0.032″ (0.8mm) aluminum and demountable.

LETTER POSITIONS

Letter spacings are to start of next letter

																								Series/Size Text Length
	N		O	R	T	H																		E 2000
11.3	9.7	2.6	10.7	9.2	9.2	8.1	11.3																	49.5

$$$$SYSTIME$$$$
$$$$DGN$$$$
$$$$USERNAME$$$$

SIGN DESIGNS

DocuSign Envelope ID: 42B5F23A-DEFA-46D0-A184-88ADDE553CD8

TIP NO.	SHEET NO.
R-3833C	SIGN-3C

APPROVED: Betsy L. Watson (DocuSigned by: 35E67BB34F8743F...)

DATE: 4/28/2023

SEAL

NORTH CAROLINA PROFESSIONAL SEAL 29449 ENGINEER BETSY L. WATSON

DOCUMENT NOT CONSIDERED FINAL UNLESS ALL SIGNATURES COMPLETED

Stantec

SIGN NUMBER: 13
TYPE: A
QUANTITY: 1

SIGN WIDTH: 120″
HEIGHT: 84″
TOTAL AREA: 70.0 Sq.Ft.

BORDER TYPE: FLUSH
RADII: 12″
WIDTH: 2″
RECESS: 0″

NO. Z BARS: 2
LENGTH: 112.0

BACKG COLOR: Green
COPY COLOR: White

SYMBOL	X	Y	WID	HT
ARDOWN	48	8.6	24	16.5

MAT'L: 0.125″ (3.2MM) ALUMINUM

DESIGN BY: RRH
PROJECT ID: R-3833C
CHECKED BY: BLW
DIV: 12
DATE: Feb 25, 2022

Spacing Factor is 1 unless specified otherwise

USE NOTES

1. Legend and border (except those that are colored black) shall be direct applied Grade A sheeting.
2. Background shall be Grade C reflective sheeting.
3. Shields; A, B, and C type arrows shall be on 0.032″ (0.8mm) aluminum and demountable.

LETTER POSITIONS

Letter spacings are to start of next letter

											Series/Size Text Length
	T	O		W	i	l	s	o	n		E 2000,EM 2000
12.6	8.9	8.4	12	17.3	8	6.5	11.7	13.2	8.8	12.6	94.9
	A	v	e								EM 2000
41.5	15.2	12.9	8.8	41.5							36.9

SIGN NUMBER: 14
TYPE: A
QUANTITY: 1

SIGN WIDTH: 132″
HEIGHT: 138″
TOTAL AREA: 126.5 Sq.Ft.

BORDER TYPE: FLUSH
RADII: 12″
WIDTH: 2″
RECESS: 0″

NO. Z BARS: 3
LENGTH: 124.0

BACKG COLOR: Green
COPY COLOR: White

SYMBOL	X	Y	WID	HT
M1_1	67.6	103.3	24	24
R3-5R	51	10.67	30	36

MAT'L: 0.125″ (3.2MM) ALUMINUM

DESIGN BY: RRH
PROJECT ID: R-3833C
CHECKED BY: BLW
DIV: 12
DATE: Feb 25, 2022

Spacing Factor is 1 unless specified otherwise

USE NOTES

1. Legend and border (except those that are colored black) shall be direct applied Grade A sheeting.
2. Background shall be Grade C reflective sheeting.
3. Shields; A, B, and C type arrows shall be on 0.032″ (0.8mm) aluminum and demountable.
4. R3-5R shall be white Grade A reflective sheeting on 0.032″ aluminum and demountable. Legend, border, and arrow shall be direct applied black non-reflective sheeting.

LETTER POSITIONS

Letter spacings are to start of next letter

											Series/Size Text Length
	T	O									E 2000
40.4	8.9	8.4	74.4								17.3
	B	r	a	w	l	e	y				EM 2000
24.5	14.5	8.7	12.7	17.5	6.8	11.5	11.3	24.5			82.9
	S	c	h	o	o	l		R	d		EM 2000
14.6	13.7	12.9	12.9	12	13.2	2.7	13.3	13.2	8.8	14.6	102.8

SIGN NUMBER: 418
TYPE: E
QUANTITY: 4

SIGN WIDTH: 36″
HEIGHT: 12″
TOTAL AREA: 3.0 Sq.Ft.

BORDER TYPE: RECESSED
RADII: 1.5″
WIDTH: 0.44″
RECESS: 0.38″

NO. Z BARS:
LENGTH:

BACKG COLOR: White
COPY COLOR: Black

SYMBOL	X	Y	WID	HT

MAT'L: 0.080″ (2.0MM) ALUMINUM

DESIGN BY: RRH
PROJECT ID: R-3833C
CHECKED BY: BLW
DIV: 12
DATE: Aug 20, 2019

MOUNT ON ONE U-POST

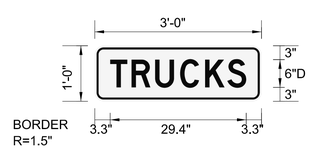

MOUNT ABOVE SIGN 406
IN 4 INSTALLATIONS

Spacing Factor is 1 unless specified otherwise

USE NOTES

1. Legend and border shall be direct applied black non-reflective sheeting.
2. Background shall be Grade C reflective sheeting.

LETTER POSITIONS

Letter spacings are to start of next letter

											Series/Size Text Length
	T	R	U	C	K	S					D 2000
3.3	4.6	5.1	5.4	5.4	4.8	4.1	3.3				29.4

SIGN DESIGNS

$$$$SYSTIME$$$$
$$$$

DocuSign Envelope ID: 42B5F23A-DEFA-46D0-A184-88ADDE553CD8

TIP NO.	SHEET NO.
R-3833C	SIGN-4

APPROVED: Betsy L. Watson (Docusigned by: 35E67BB34F8743F...)

DATE: 4/28/2023

SEAL

NORTH CAROLINA PROFESSIONAL SEAL 29449 ENGINEER BETSY L. WATSON

DOCUMENT NOT CONSIDERED FINAL UNLESS ALL SIGNATURES COMPLETED

Stantec

401 QUANTITY REQ'D 11

30 X 36
R2-1

ONE "U" POST PER SIGN

406 QUANTITY REQ'D 8

36 X 36
R3-4

MOUNT BEHIND SIGN 406
IN 2 INSTALLATIONS

ONE "U" POST PER SIGN

411 QUANTITY REQ'D 13

54 X 18
R6-1R

TWO "U" POSTS PER SIGN

416 QUANTITY REQ'D 2

30 X 30
W14-2

ONE "U" POST PER SIGN

421 QUANTITY REQ'D 2

36 X 36
R3-7R

ONE "U" POST PER SIGN

426 QUANTITY REQ'D 1

18 X 24
W16-1P

MOUNT BELOW SIGN 425
IN 1 INSTALLATION

402 QUANTITY REQ'D 4

30 X 36
R2-1

ONE "U" POST PER SIGN

407 QUANTITY REQ'D 10

36 X 36
R5-1

ONE "U" POST PER SIGN

412 QUANTITY REQ'D 8

54 X 18
R6-1L

TWO "U" POSTS PER SIGN

417 QUANTITY REQ'D 8

36 X 12
R6-1R

TWO "U" POSTS PER SIGN

422 QUANTITY REQ'D 5

24 X 24
R3-2

MOUNT BELOW SIGN 405
IN 5 INSTALLATIONS

427 QUANTITY REQ'D 1

24 X 36
R3-9b

ONE "U" POST PER SIGN

403 QUANTITY REQ'D 1

24 X 30
R2-1

ONE "U" POST PER SIGN

408 QUANTITY REQ'D 3



30 X 30
W3-3

ONE "U" POST PER SIGN

413 QUANTITY REQ'D 11

42 X 30
R5-1a

ONE "U" POST PER SIGN

418 QUANTITY REQ'D 4

36 X 12

SEE SIGN DESIGN DETAIL
ON SHEET SIGN-3C

MOUNT ABOVE SIGN 406
IN 4 INSTALLATIONS

423 QUANTITY REQ'D 4

36 X 36
R3-18

MOUNT BEHIND SIGN 407
IN 1 INSTALLATION

ONE "U" POST PER SIGN

428 QUANTITY REQ'D 3



36 X 36
W3-3

ONE "U" POST PER SIGN

404 QUANTITY REQ'D 3

36 X 36
W9-1R

ONE "U" POST PER SIGN

409 QUANTITY REQ'D 3

36 X 36
W4-2R

ONE "U" POST PER SIGN

414 QUANTITY REQ'D 7

24 X 30
R4-7

ONE "U" POST PER SIGN

419 QUANTITY REQ'D 2

24 X 18
R3-17

ONE "U" POST PER SIGN

424 QUANTITY REQ'D 1

30 X 12
R3-9cP

MOUNT ABOVE SIGN 419
IN 1 INSTALLATION

405 QUANTITY REQ'D 15

36 X 36
R1-1

MOUNT BELOW SIGN 417
IN 8 INSTALLATIONS

ONE "U" POST PER SIGN

410 QUANTITY REQ'D 10



30 X 30
W12-1

ONE "U" POST PER SIGN

415 QUANTITY REQ'D 7

18 X 18
OM1-3

MOUNT BELOW SIGN 414
IN 7 INSTALLATIONS

420 QUANTITY REQ'D 1

24 X 8
R3-17bP

MOUNT BELOW SIGN 419
IN 1 INSTALLATION

425 QUANTITY REQ'D 1

30 X 30
W11-1

ONE "U" POST PER SIGN

TYPE 'E' SIGNS

$$$$$SYSTIME$$$$$
$$$$$$$$$$$$$$$$DGN$$$$$$$$$$$$$$$$$$$$
$$$$$USERNAME$$$$

DocuSign Envelope ID: 42B5F23A-DEFA-46D0-A184-88ADDE553CD8

501 505

1 - 21 X 15

1 - 24 X 24

ONE "U" POST PER SIGN

502

1 - 24 X 12

2 - 24 X 12

2 - 24 X 24

2 - 21 X 15

TWO "U" POSTS PER SIGN

503 507

1 - 24 X 12

1 - 24 X 24

ONE "U" POST PER SIGN

504 508

1 - 24 X 12

1 - 24 X 24

ONE "U" POST PER SIGN

506

1 - 24 X 12

2 - 24 X 12

2 - 24 X 24

2 - 21 X 15

TWO "U" POSTS PER SIGN

TIP NO.	SHEET NO.
R-3833C	SIGN-5

APPROVED: Betsy L. Watson (DocuSigned by: 35E07BB34F8743F...)

DATE: 4/28/2023

SEAL

NORTH CAROLINA PROFESSIONAL SEAL 29449 ENGINEER BETSY L. WATSON

DOCUMENT NOT CONSIDERED FINAL UNLESS ALL SIGNATURES COMPLETED

Stantec

TYPE 'F' SIGNS

$$$$$$SYSTIME$$$$$
$$$$$$$$$$$$$$$$DGN$$$$$$$$$$$$$$$$$$$$$
$$
$$$$USERNAME$$$$

DocuSign Envelope ID: 42B5F23A-DEFA-46D0-A184-88ADDE553CD8

TIP NO.	SHEET NO.
R-3833C	SIGN-6

APPROVED: Betsy L. Watson (DocuSigned by: 35E67BB34F8743F...)

DATE: 4/28/2023

SEAL

NORTH CAROLINA PROFESSIONAL SEAL 29449 ENGINEER BETSY L. WATSON

DOCUMENT NOT CONSIDERED FINAL UNLESS ALL SIGNATURES COMPLETED

Stantec

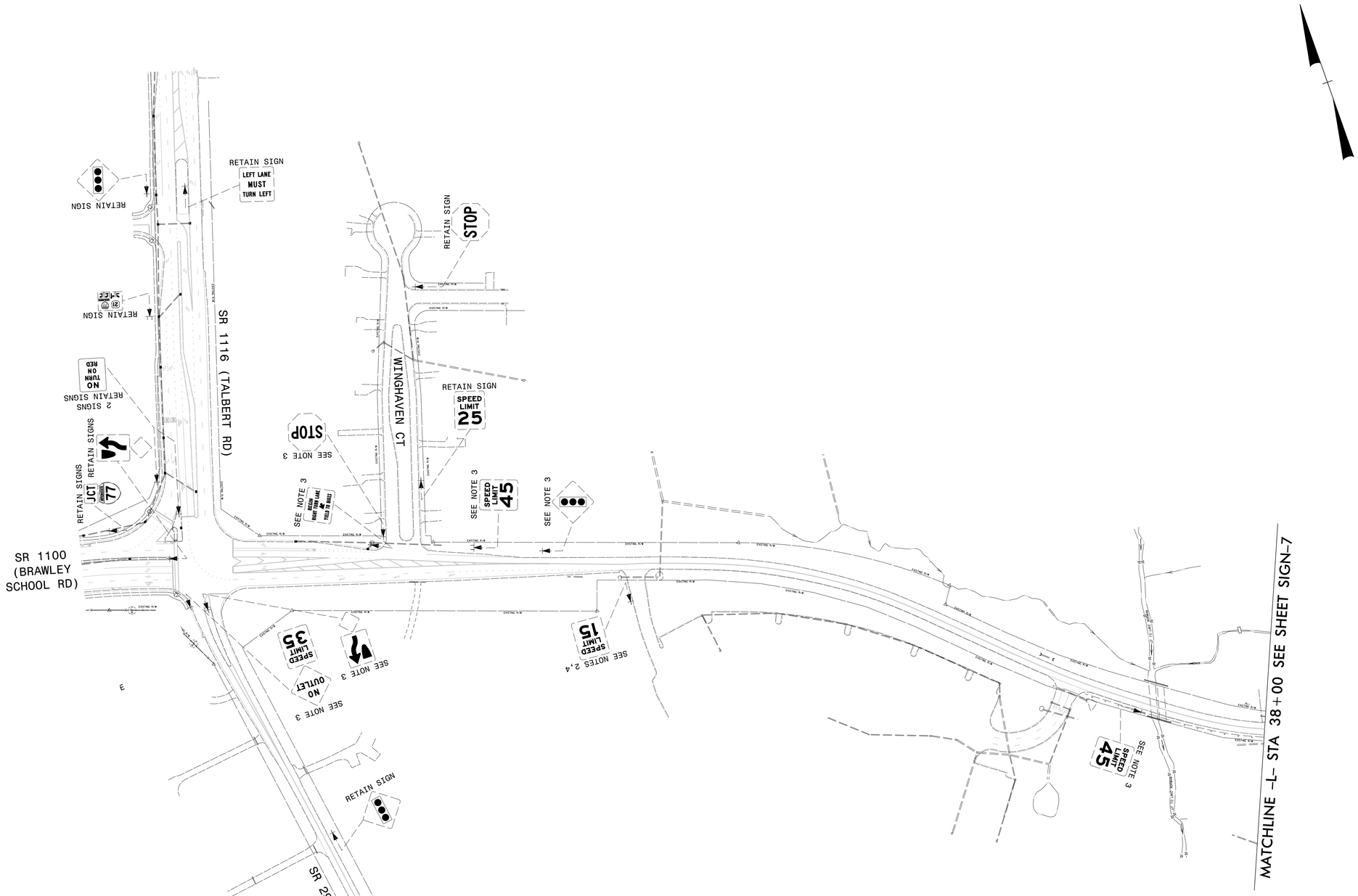

PROJECT NOTES

1. SIGN ERECTION, RELOCATE TYPE B (GROUND MOUNTED)
2. SIGN ERECTION, RELOCATE TYPE E
3. DISPOSAL OF SIGN SYSTEM, U-CHANNEL
4. DISPOSAL OF SUPPORT, U-CHANNEL

EXISTING SIGNING
BRAWLEY SCHOOL RD
-L- STA 16+00 TO 38+00

$$$$$SYSTIME$$$$
$$$$$

DocuSign Envelope ID: 42B5F23A-DEFA-46D0-A184-88ADDE553CD8

TIP NO.	SHEET NO.
R-3833C	SIGN-7

APPROVED: Betsy L. Watson (DocuSigned by: 35E67BB34F8743F...)

DATE: 4/28/2023

SEAL

NORTH CAROLINA PROFESSIONAL SEAL 29449 ENGINEER BETSY L. WATSON

DOCUMENT NOT CONSIDERED FINAL UNLESS ALL SIGNATURES COMPLETED

Stantec

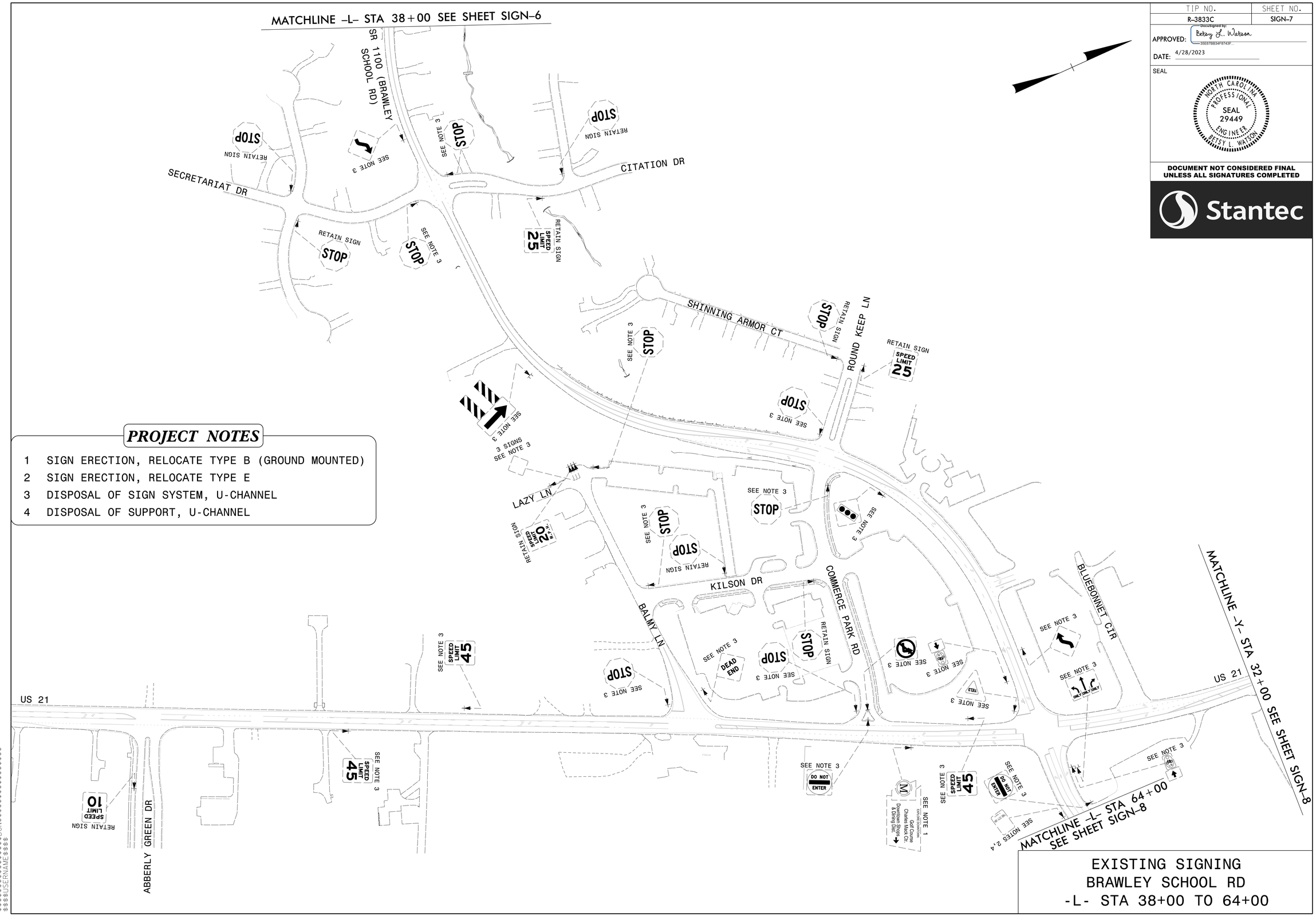

PROJECT NOTES

1 SIGN ERECTION, RELOCATE TYPE B (GROUND MOUNTED)
2 SIGN ERECTION, RELOCATE TYPE E
3 DISPOSAL OF SIGN SYSTEM, U-CHANNEL
4 DISPOSAL OF SUPPORT, U-CHANNEL

EXISTING SIGNING
BRAWLEY SCHOOL RD
-L- STA 38+00 TO 64+00

$$$$$$SYSTIME$$$$$
$$$$$$

DocuSign Envelope ID: 42B5F23A-DEFA-46D0-A184-88ADDE553CD8

TIP NO.	SHEET NO.
R-3833C	SIGN-8

APPROVED: Betsy L. Watson (DocuSigned by: 35E67BB34F8743F...)

DATE: 4/28/2023

SEAL

NORTH CAROLINA PROFESSIONAL SEAL 29449 ENGINEER BETSY L. WATSON

DOCUMENT NOT CONSIDERED FINAL UNLESS ALL SIGNATURES COMPLETED

Stantec

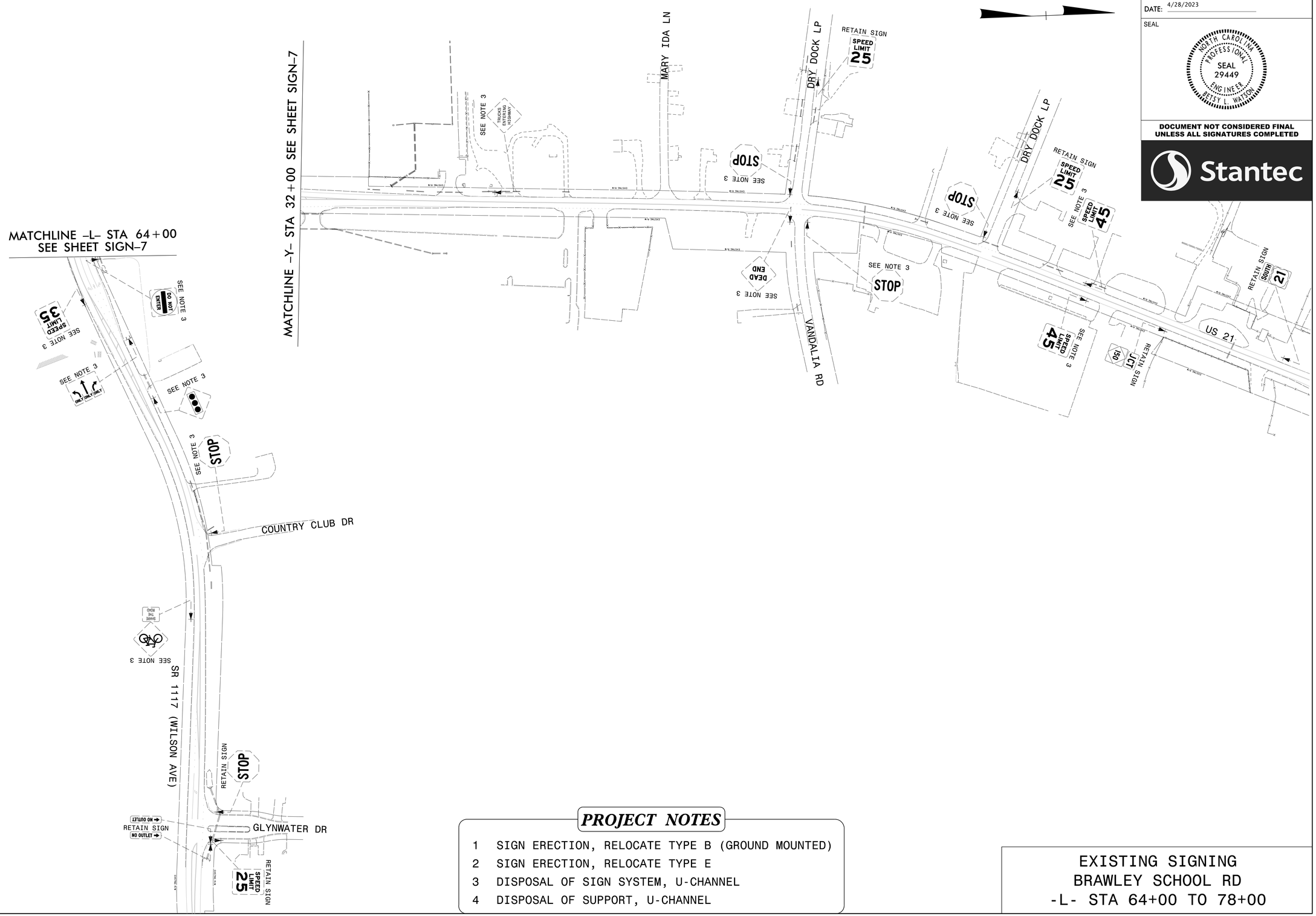

PROJECT NOTES

1 SIGN ERECTION, RELOCATE TYPE B (GROUND MOUNTED)
2 SIGN ERECTION, RELOCATE TYPE E
3 DISPOSAL OF SIGN SYSTEM, U-CHANNEL
4 DISPOSAL OF SUPPORT, U-CHANNEL

EXISTING SIGNING
BRAWLEY SCHOOL RD
-L- STA 64+00 TO 78+00

$$$$$$SYSTIME$$$$$$
$$$$$$$$$$$$$$$$$$$$DGN$$$$$$$$$$$$$$$$$$$$
$$$$USERNAME$$$$

DocuSign Envelope ID: 42B5F23A-DEFA-46D0-A184-88ADDE553CD8

TIP NO.	SHEET NO.
R-3833C	SIGN-9

APPROVED: Betsy L. Watson (DocuSigned by: 35E67BB34F8743F...)

DATE: 4/28/2023

SEAL

NORTH CAROLINA PROFESSIONAL SEAL 29449 ENGINEER BETSY L. WATSON

DOCUMENT NOT CONSIDERED FINAL UNLESS ALL SIGNATURES COMPLETED

Stantec

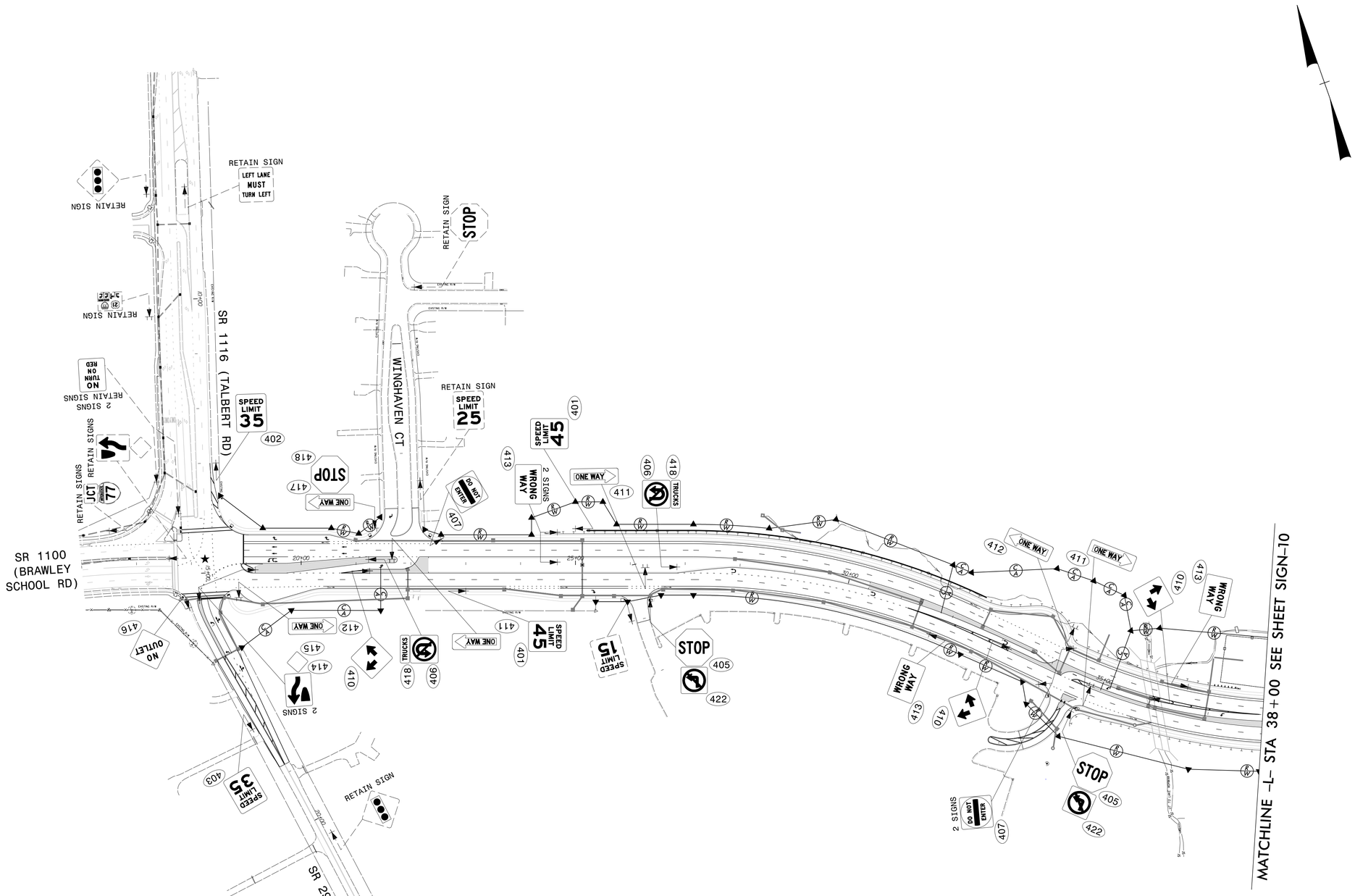

PROPOSED SIGNING
BRAWLEY SCHOOL RD
-L- STA 16+00 TO 38+00

$$$$$$SYSTIME$$$$$
$$$$$$$$$$$$$$$$DGN$$$$$$$$$$$$$$$$$$$$
$$$$USERNAME$$$$

DocuSign Envelope ID: 42B5F23A-DEFA-46D0-A184-88ADDE553CD8

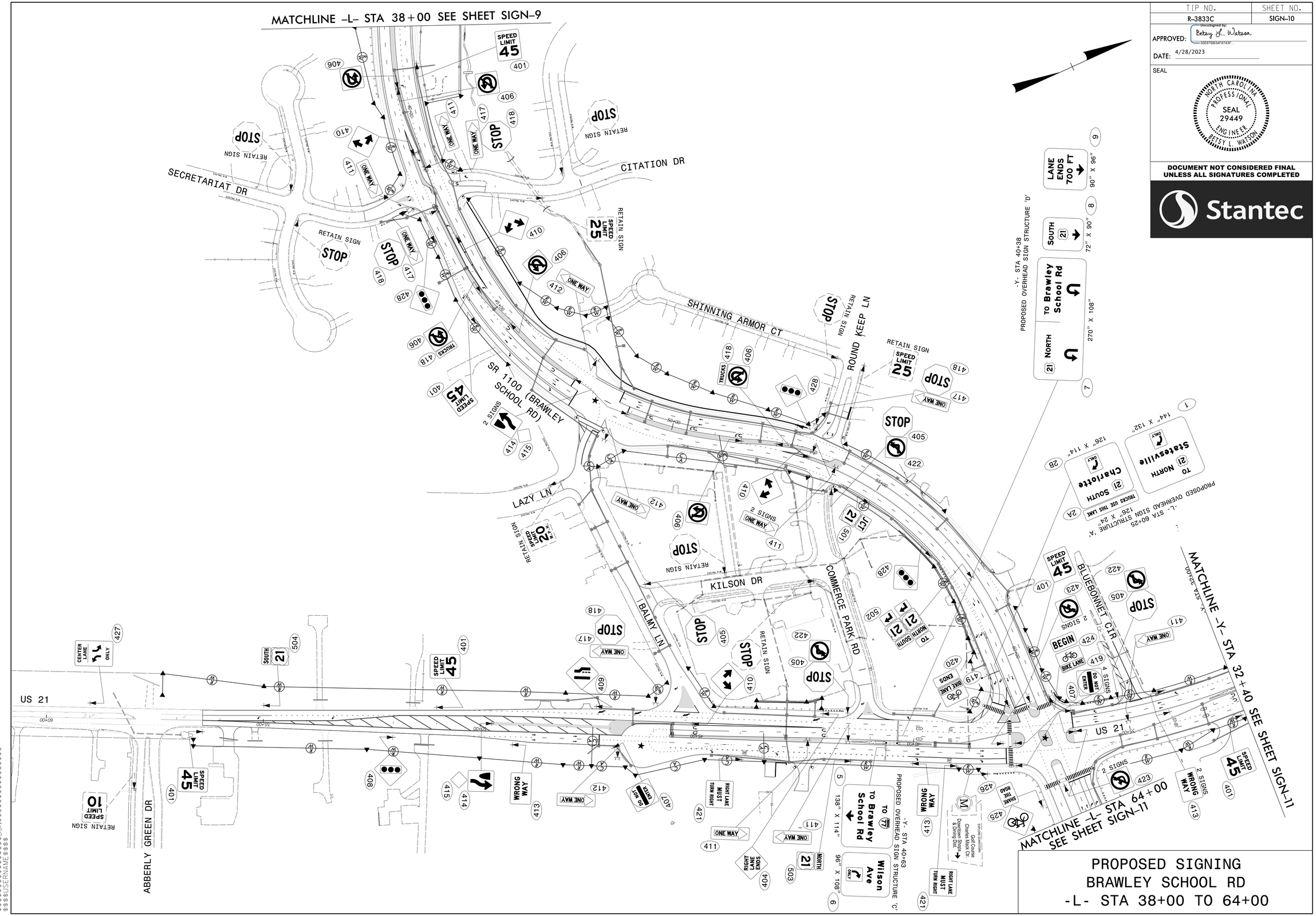

TIP NO.	SHEET NO.
R-3833C	SIGN-10

APPROVED: Docusigned by: Betsy L. Watson 35E67BB34F8743F

DATE: 4/28/2023

SEAL

NORTH CAROLINA PROFESSIONAL SEAL 29449 ENGINEER BETSY L. WATSON

DOCUMENT NOT CONSIDERED FINAL UNLESS ALL SIGNATURES COMPLETED

Stantec

$$$$$$SYSTIME$$$$$$
$$$$$$

DocuSign Envelope ID: 42B5F23A-DEFA-46D0-A184-88ADDE553CD8

TIP NO.	SHEET NO.
R-3833C	SIGN-11

APPROVED: Betsy L. Watson (DocuSigned by: 35E67BB34F8743F...)

DATE: 4/28/2023

SEAL

NORTH CAROLINA PROFESSIONAL SEAL 29449 ENGINEER BETSY L. WATSON

DOCUMENT NOT CONSIDERED FINAL UNLESS ALL SIGNATURES COMPLETED

Stantec

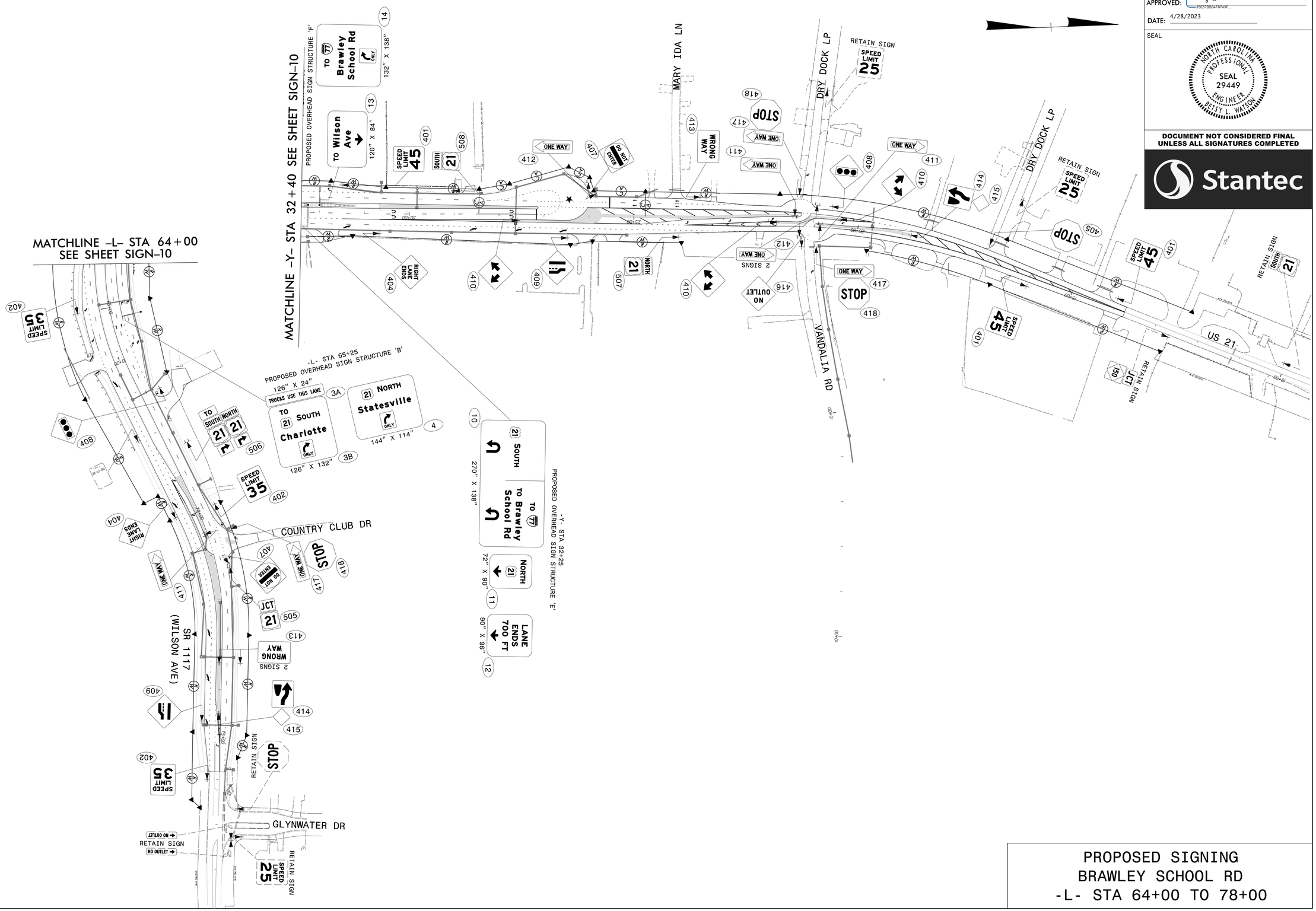

PROPOSED SIGNING
BRAWLEY SCHOOL RD
-L- STA 64+00 TO 78+00

$$$$$$SYSTIME$$$$$
$$$$$$$$$$$$$$$$$$$$DGN$$$$$$$$$$$$$$$$$$$$
$$$$USERNAME$$$$