

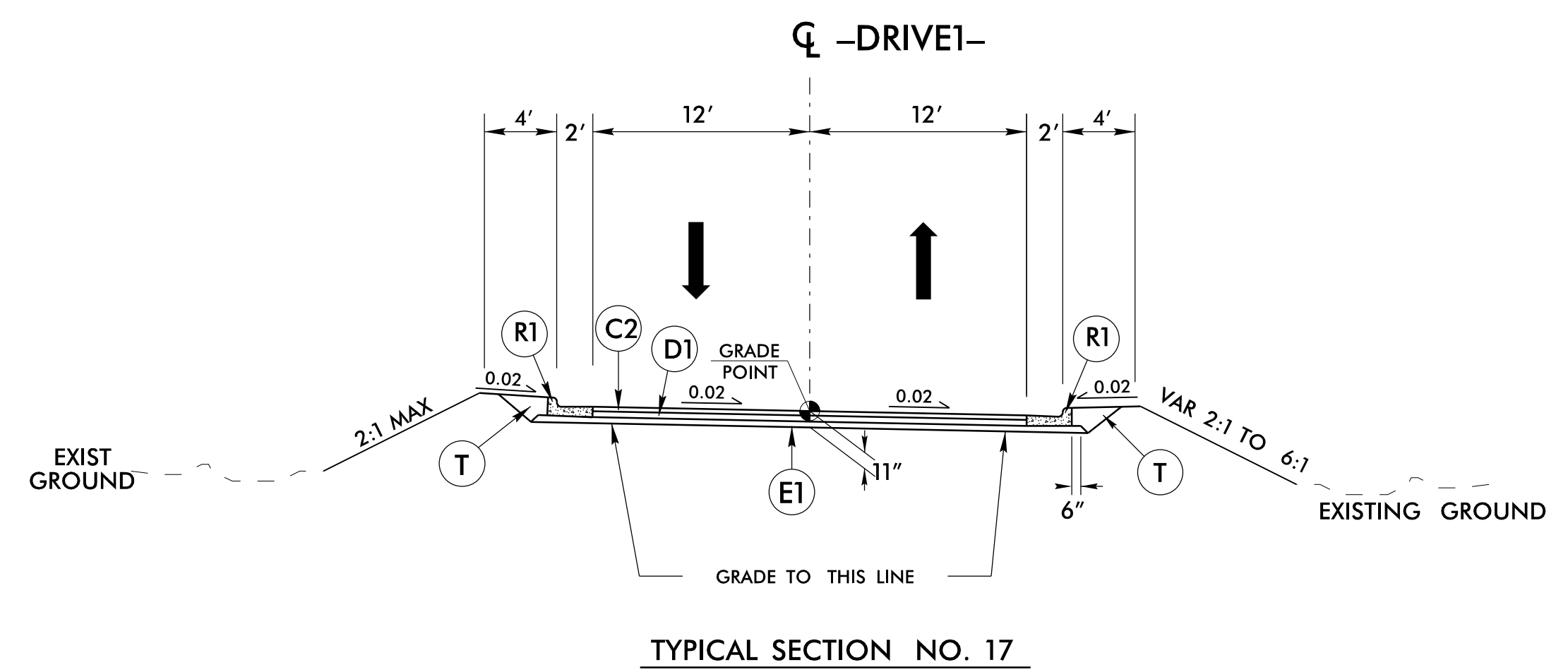
6/2/2023

PAVEMENT SCHEDULE	
C1	1.5" S9.5B
C2	3" S9.5B
D1	4" I19.0C
E1	4" B25.0C
J1	6" ABC
R1	2'-6" C&G
R2	1'-6" C&G
R4	7" CONCRETE TRUCK APRON WITH WELDED WIRE MESH
S1	4" SIDEWALK
S2	4" MULTI-USE PATH
T	EARTH MATERIAL
U	EXISTING PAVEMENT
W	WEDGING

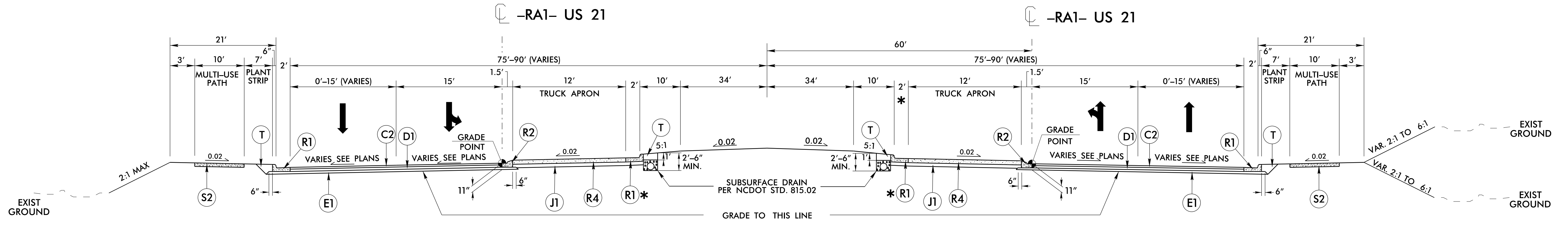
NOTE: PAVEMENT EDGES ARE 1:1 UNLESS SHOWN OTHERWISE

PROJECT REFERENCE NO. C-5621	SHEET NO. 2A-6
ROADWAY DESIGN ENGINEER WINNER D. FRANK SEAL 030952 9/20/2023	PAVEMENT DESIGN ENGINEER STEPH T. HOLLAND SEAL 07886 9/21/2023
DOCUMENT NOT CONSIDERED FINAL UNLESS ALL SIGNATURES COMPLETED	

RS&H 1520 SOUTH BOULEVARD, SUITE 200
CHARLOTTE, NC 28203
NC FIRM LICENSE NO. F-0493

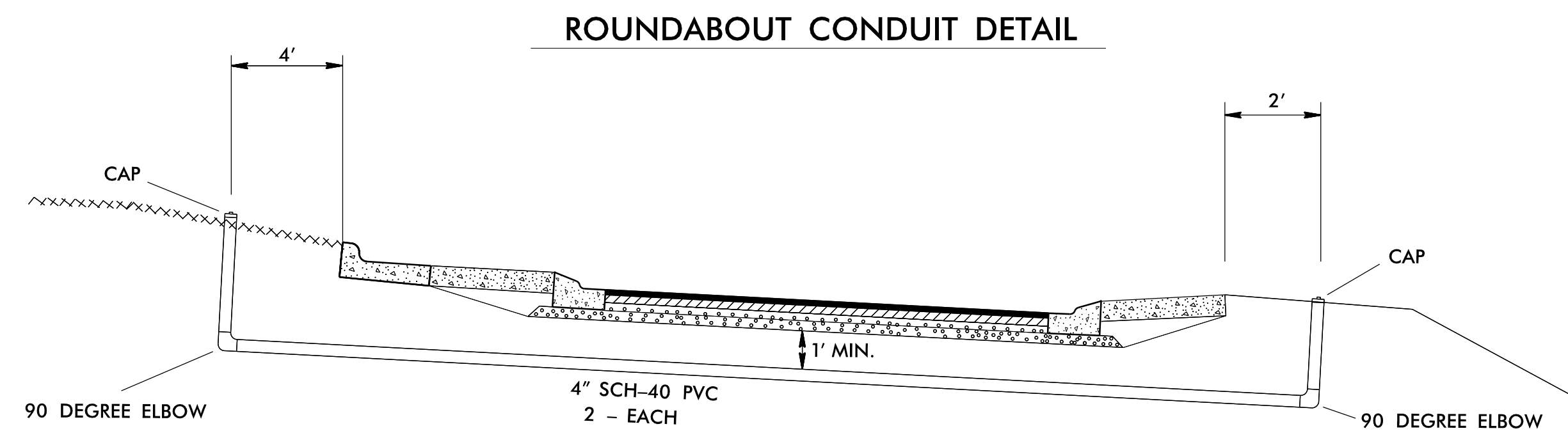
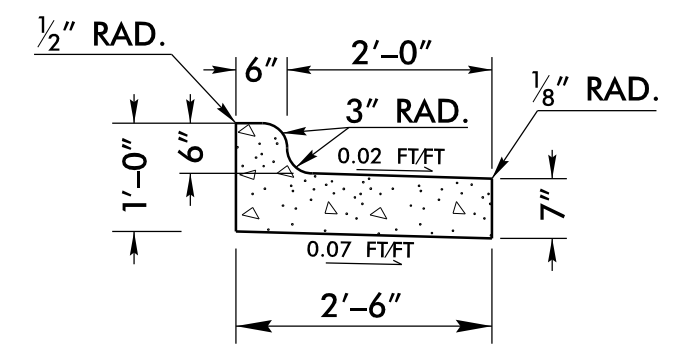


USE TYPICAL SECTION NO. 17
-DRIVE1- STA. 10+25.00 TO 11+52.87



USE TYPICAL SECTION NO. 18
-RA1- STA. 10+00.00 TO -RA1- STA. 13+76.87

* MODIFIED 2'-6" C&G DETAIL FOR ROUNDABOUTS



NOTE: SEE PLANS FOR ACTUAL DIMENSIONS.
DETAIL IS FOR INFORMATIONAL USE ONLY.

18-SEP-2023 14:15 P:\Projects\2023\1415\C5621-RdJy-tjip.dgn