MATCHLINE –Y–3– STA. 12+46 SEE SHEET UC–8

THE ESTIMATED QUANTITY OF DUCTILE IRON WATER PIPE FITTINGS ON THIS PLAN SHEET IS 3,180 POUNDS. THE ACTUAL QUANTITY AND TYPE OF FITTINGS WILL VARY BASED ON FIELD CONDITIONS.

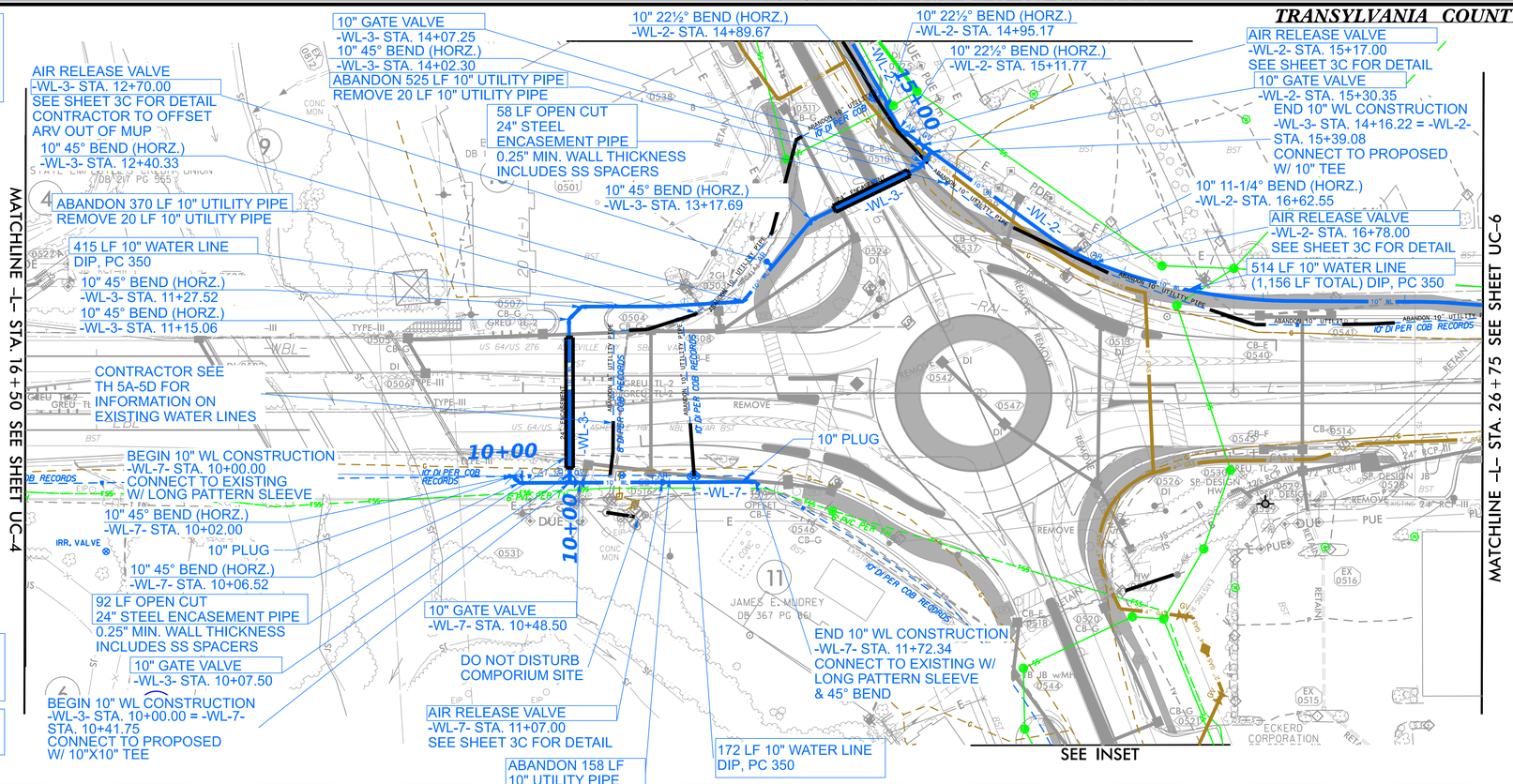

SEE MATCHLINE

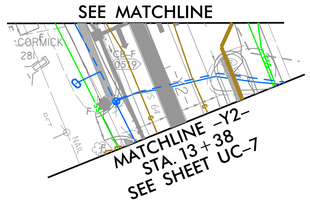

NOTE: WATER LINE SHALL BE PLACED IN STEEL ENCASEMENT WHEN SEPARATION IS LESS THAN 5 FEET FROM MANHOLES. ALL LOCATIONS.

ALL GASKETS SHALL BE HYDROCARBON RESISTANT GASKETS

REVISIONS

4/23/20

PROJECT REFERENCE NO.	SHEET NO.
R-5799	UC-5

DESIGNED BY: MRD
DRAWN BY: SRW
CHECKED BY: JDN
APPROVED BY: JDN

NORTH CAROLINA DEPARTMENT OF TRANSPORTATION

NORTH CAROLINA PROFESSIONAL SEAL 047349 ENGINEER
DocuSigned by: Jamie D. Nix
7/13/2023 1:41:58 PM EDT

UTILITIES ENGINEERING SEC.
PHONE:(919)707-6690
FAX:(919)250-4151

UTILITY CONSTRUCTION PLANS ONLY

UTILITY CONSTRUCTION

DOCUMENT NOT CONSIDERED FINAL UNLESS ALL SIGNATURES COMPLETED

50 25 0 50 100
5 2.5 0 5 10
PLAN SCALE: HORIZ. 1" = 50'
PROFILE SCALE: VERT. 1" = 5'

WATER LINE –WL–3– PROFILE

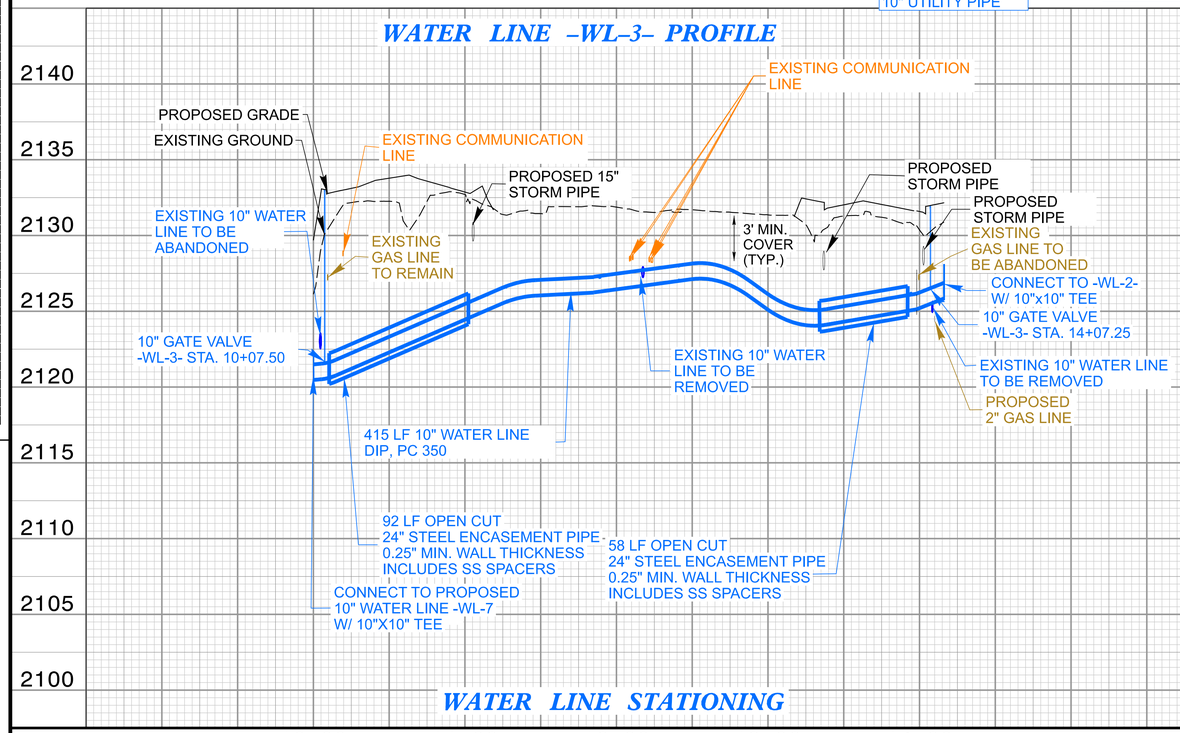

WATER LINE –WL–7– PROFILE

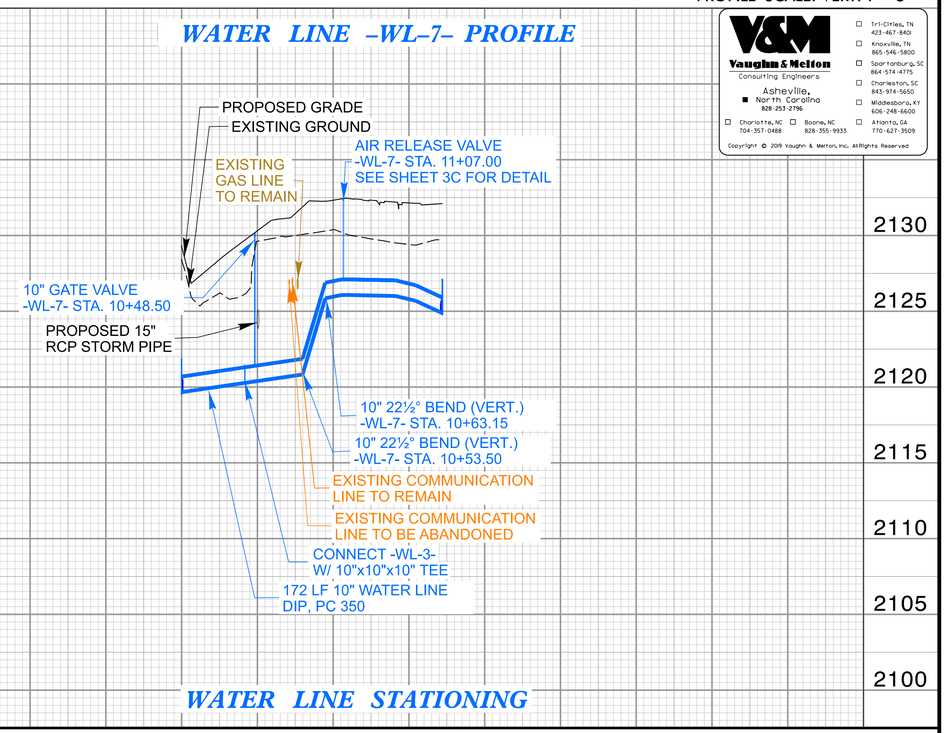

Vaughn & Melton
Consulting Engineers
Asheville, North Carolina
828-253-2796
Charlotte, NC 704-357-0488
Boone, NC 828-355-9933
Tri-Cities, TN 423-467-8401
Knoxville, TN 865-546-1800
Spartanburg, SC 864-574-4775
Charleston, SC 843-974-5650
Middlesboro, KY 606-248-6600
Atlanta, GA 770-627-3509

Copyright © 2019 Vaughn & Melton, Inc. All Rights Reserved