
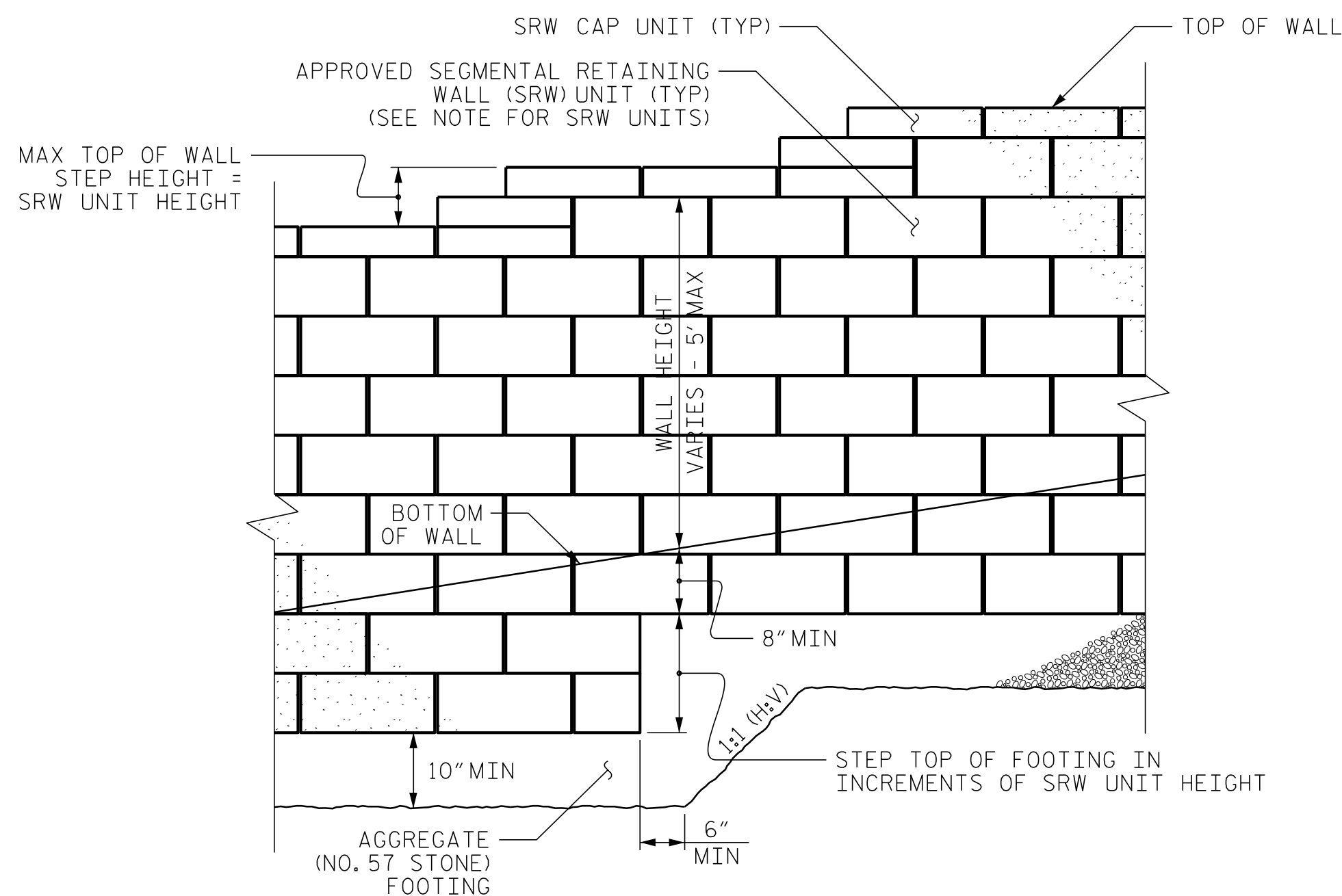
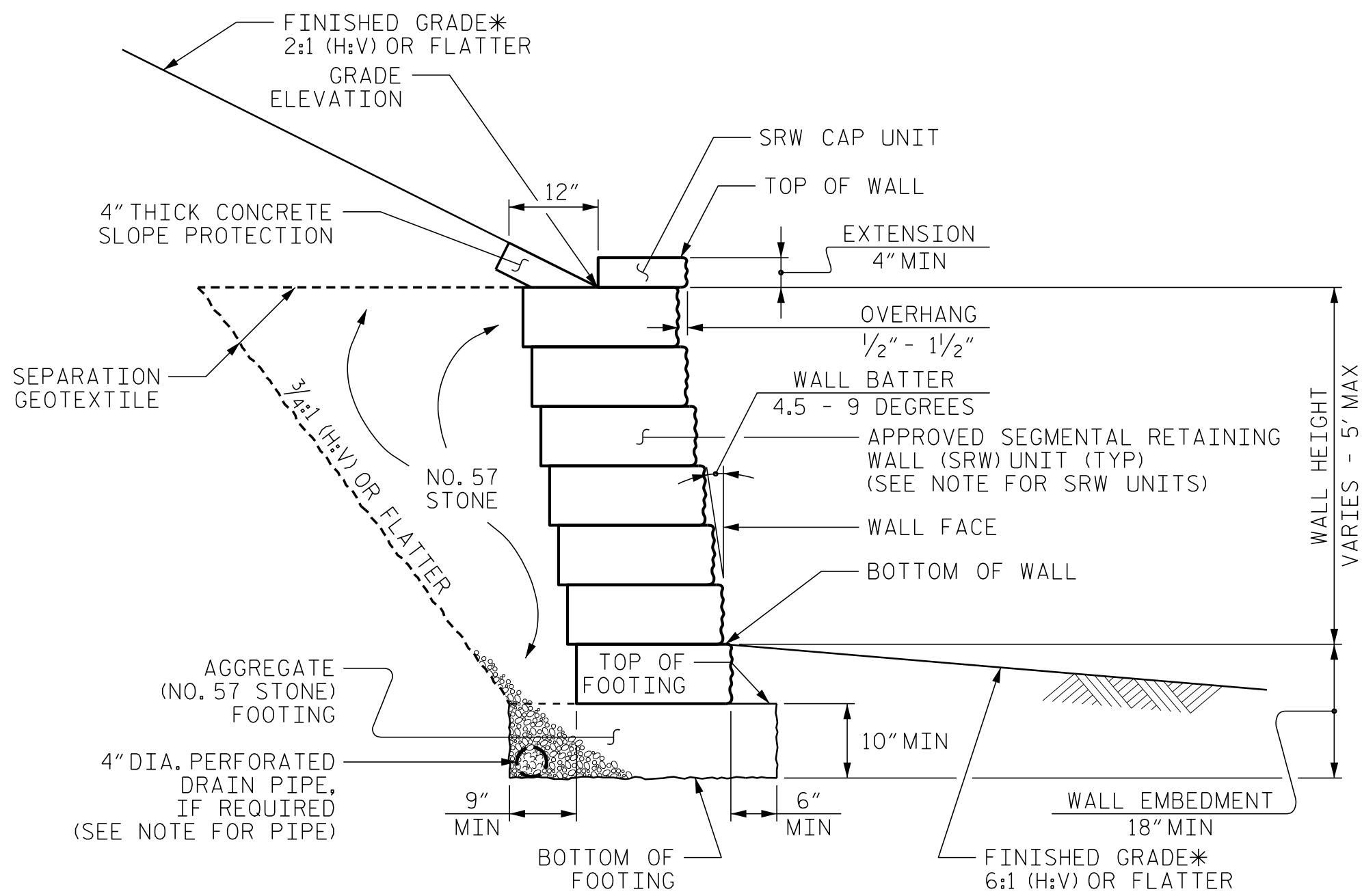


GEOTECHNICAL ENGINEER  SEAL 041986 ENGINEER MATTHEW BREWER, P.E.	ENGINEER _____ SIGNATURE DATE
DocuSigned by: D. Matthew Brewer 4/1/2023 388129026461462 SIGNATURE DATE	
DOCUMENT NOT CONSIDERED FINAL UNLESS ALL SIGNATURES COMPLETED	



STANDARD SEGMENTAL GRAVITY WALL - PARTIAL ELEVATION



STANDARD SEGMENTAL GRAVITY WALL WITH SLOPE

*SEE ROADWAY PLANS FOR FINISHED GRADE DETAILS.

NOTES:

FOR STANDARD SEGMENTAL GRAVITY RETAINING WALLS, SEE SECTION 454 OF THE STANDARD SPECIFICATIONS.

FOR STEEL BEAM GUARDRAIL, SEE ROADWAY PLANS AND SECTION 862 OF THE STANDARD SPECIFICATIONS.

DO NOT ATTACH FENCES OR HANDRAILS TO STANDARD SEGMENTAL GRAVITY WALLS.

DO NOT USE STANDARD SEGMENTAL GRAVITY WALLS FOR INTERSTATE HIGHWAY OR RAILROAD PROJECTS.

DO NOT USE STANDARD SEGMENTAL GRAVITY WALLS WHEN SURCHARGE LOADS WILL BE WITHIN 5'-6" OF THE BACK OF SRW CAP UNITS FOR WALL HEIGHTS UP TO 4' AND WITHIN 10' OF THE BACK OF SRW CAP UNITS FOR WALL HEIGHTS GREATER THAN 4' TO 5'.

DO NOT USE STANDARD SEGMENTAL GRAVITY WALLS WHEN VERY LOOSE OR SOFT SOIL OR MUCK IS BELOW WALLS.

SEGMENTAL RETAINING WALL (SRW) UNITS ARE APPROVED FOR EITHER 2' OR 5' MAXIMUM WALL HEIGHTS. FOR DETAILS AND DIMENSIONS OF APPROVED SRW UNITS AND MAXIMUM WALL HEIGHTS, SEE connect.ncdot.gov/resources/Geological/Pages/Products.aspx

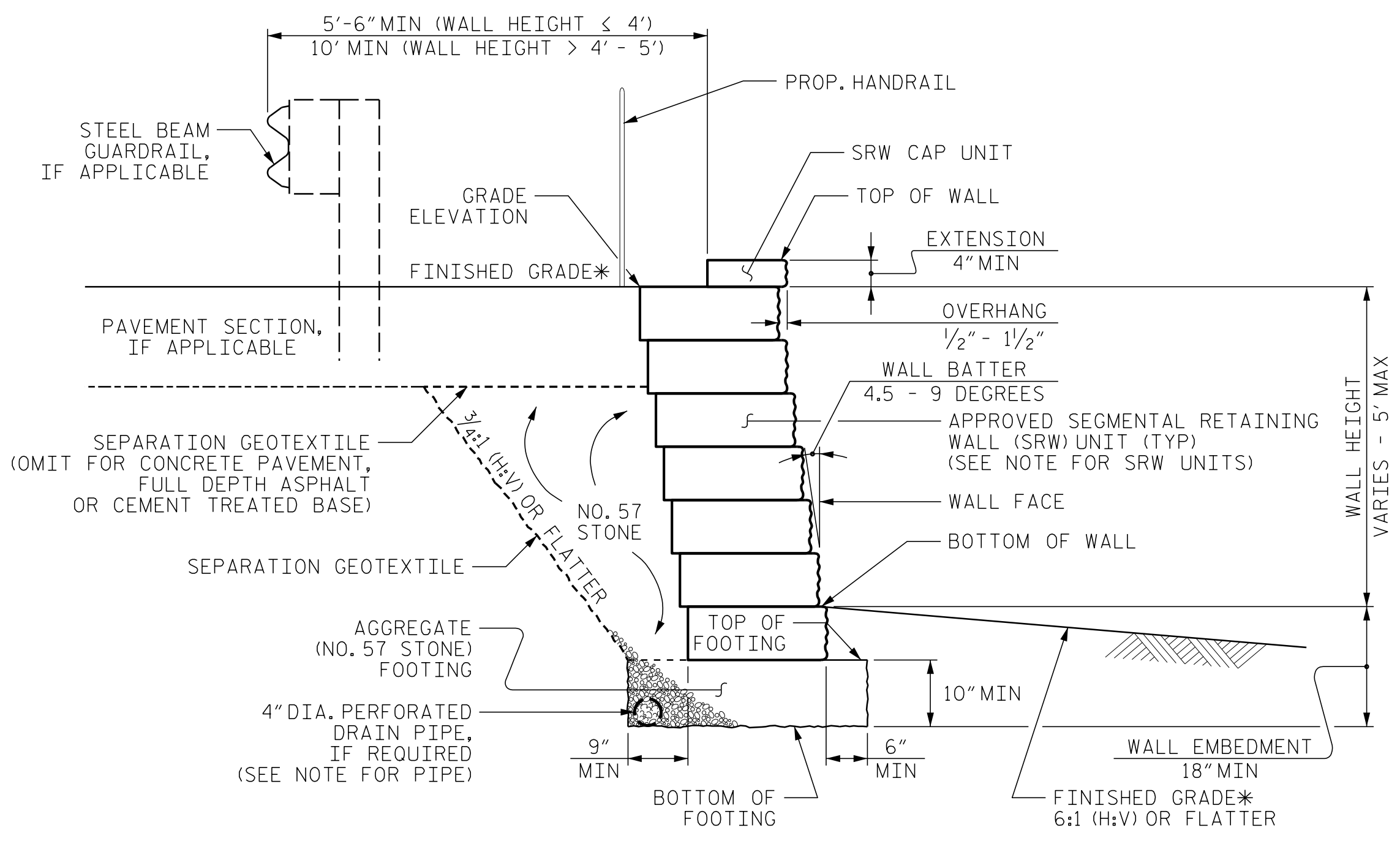
DO NOT MIX APPROVED SRW UNITS FROM DIFFERENT VENDORS ON THE SAME STANDARD SEGMENTAL GRAVITY WALL. USE THE SAME SIZE APPROVED SRW UNITS FOR EACH WALL SECTION.

FREEZE-THAW DURABLE SRW UNITS THAT MEET ARTICLE 1040-4 OF THE STANDARD SPECIFICATIONS ARE REQUIRED.

BEFORE BEGINNING STANDARD SEGMENTAL GRAVITY WALL CONSTRUCTION, SURVEY WALL LOCATIONS AND SUBMIT WALL PROFILE VIEWS (WALL ENVELOPES) FOR REVIEW. FOR WALL ENVELOPES, INCLUDE BOTTOM OF WALL, EXISTING GROUND AND GRADE ELEVATIONS AND OTHER ELEVATIONS AS NEEDED AT INTERVALS OF 25' OR LESS ALONG WALLS. DO NOT START WALL CONSTRUCTION UNTIL WALL ENVELOPES ARE ACCEPTED.

A DRAIN PIPE IS REQUIRED IF GROUNDWATER IS ABOVE BOTTOM OF FOOTINGS.

DO NOT PLACE NO. 57 STONE FOR FOOTINGS UNTIL EXCAVATION DIMENSIONS AND FOUNDATION MATERIAL ARE APPROVED.




STANDARD SEGMENTAL GRAVITY WALL WITHOUT SLOPE

*SEE ROADWAY PLANS FOR FINISHED GRADE DETAILS.

PROJECT NO.: U-5775
 CLEVELAND COUNTY
 STATION: 16+95, 29 ft RT to 18+05, 40 ft RT
 SHEET 2 OF 2 WALL ID RETAINING WALL #1

PREPARED BY: M. BREWER, P.E. DATE: 4/1/23
 REVIEWED BY: R. KRAL, P.E. DATE: 4/1/23


**NORTH CAROLINA
DEPARTMENT OF TRANSPORTATION
DIVISION OF HIGHWAYS**

**GEOTECHNICAL
ENGINEERING UNIT**

STANDARD DETAIL NO. 454.02

**STANDARD SEGMENTAL
GRAVITY RETAINING WALL
WITH FREEZE-THAW
DURABLE SRW UNITS**

 SHEET NO. W-2
 DATE: 10-19-21