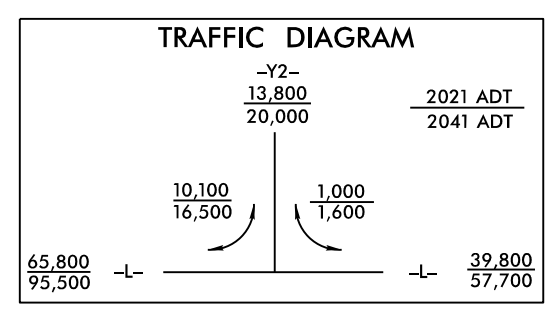
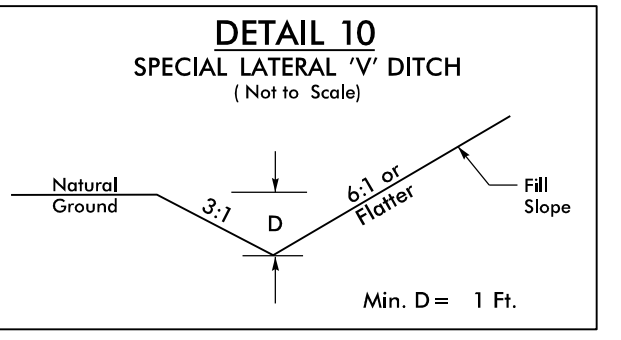
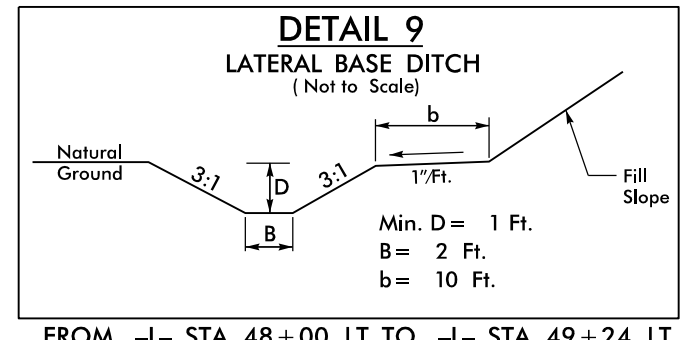


5/14/1999

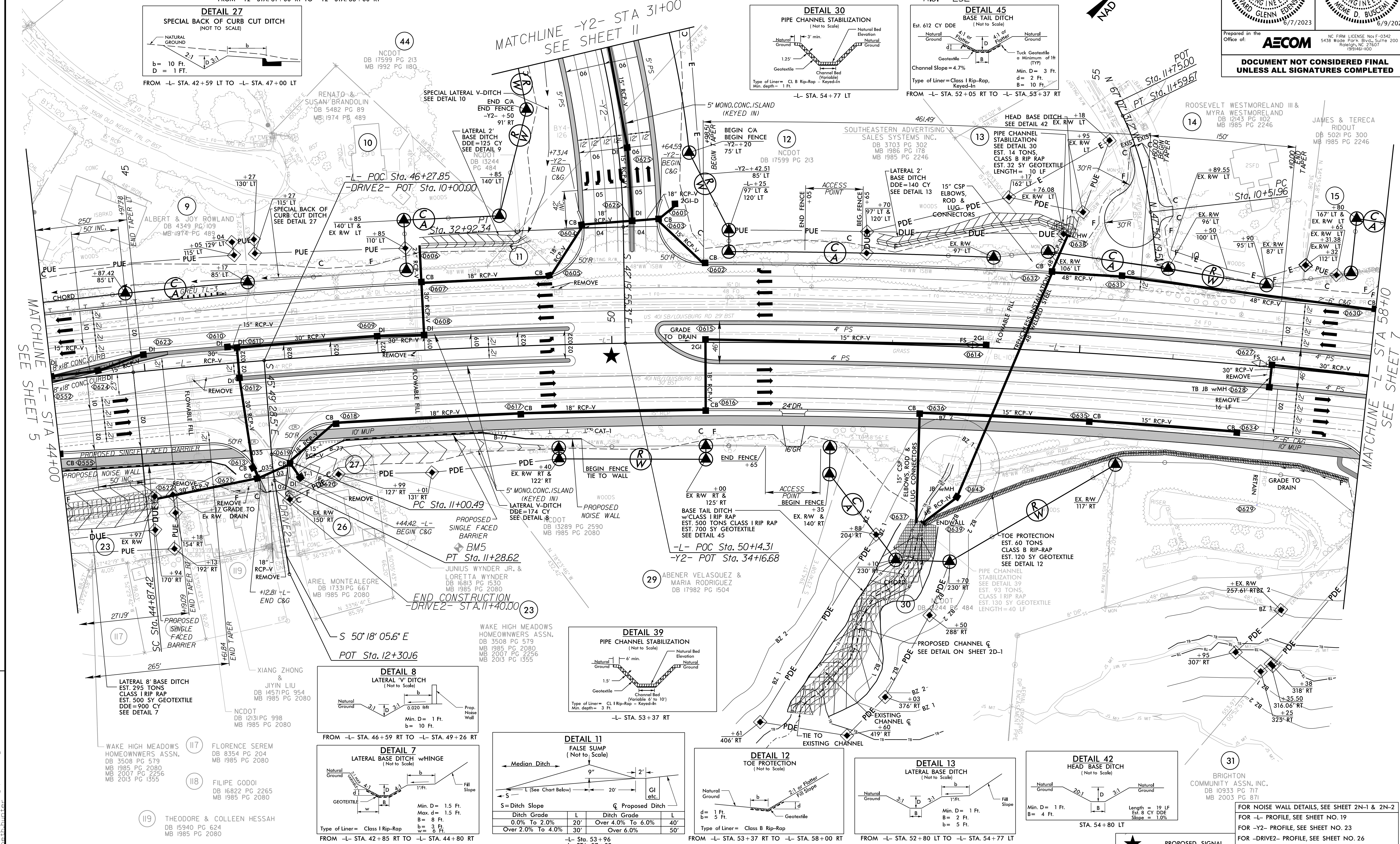
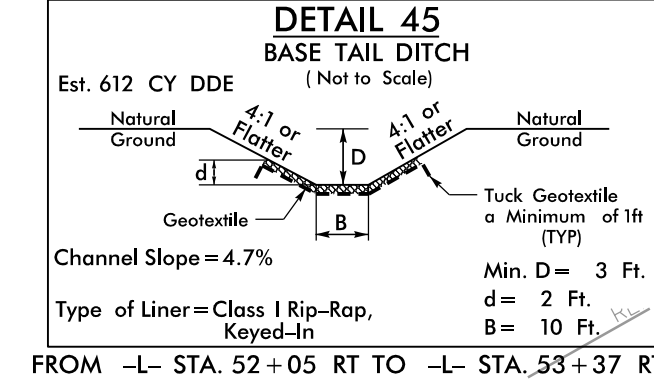
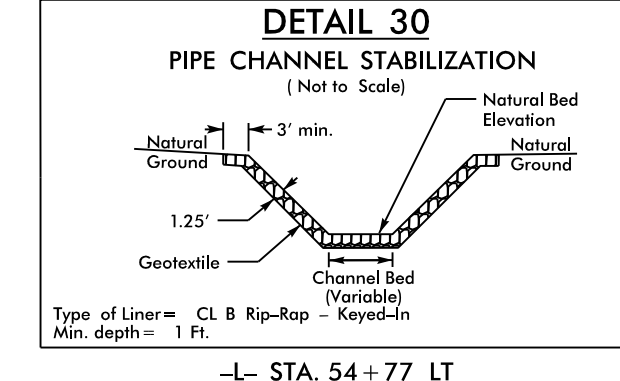
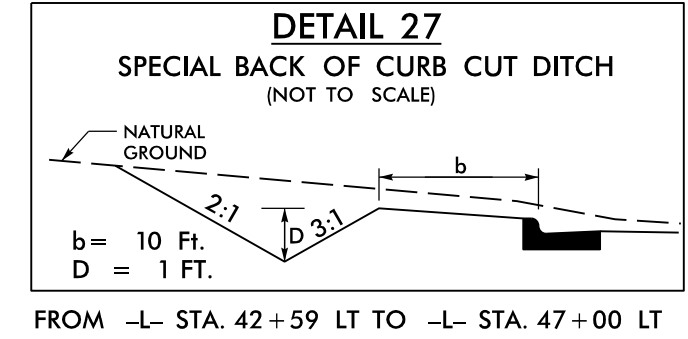
PROJECT REFERENCE NO. U-5748		SHEET NO. 6	
RW SHEET NO.		HYDRAULICS ENGINEER	
ROADWAY DESIGN ENGINEER		HYDRAULICS ENGINEER	
Prepared in the Office of: AECOM			
<small>NC FIRM LICENSE No. F-0342 5438 Wade Park Blvd., Suite 200 Raleigh, NC 27617 199461-000</small>			
DOCUMENT NOT CONSIDERED FINAL UNLESS ALL SIGNATURES COMPLETED			



Pls Sta 44+20.76 $\theta_s = 0^\circ 54' 13.4''$
 $\Delta = 13^\circ 50' 51.7''$ (RT)
 $D = 0^\circ 54' 13.4''$
 $L = 1532.30'$
 $T = 769.90'$
 $R = 6,340.00'$
 $e = RC$

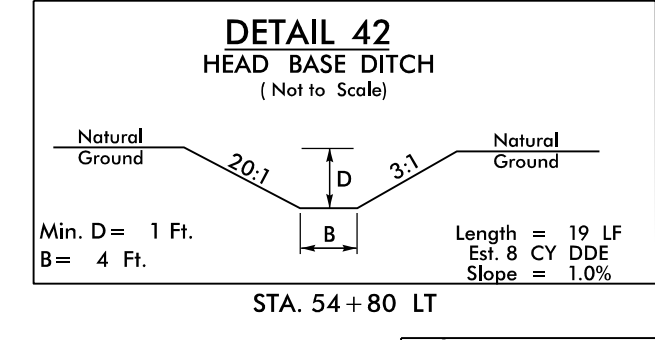
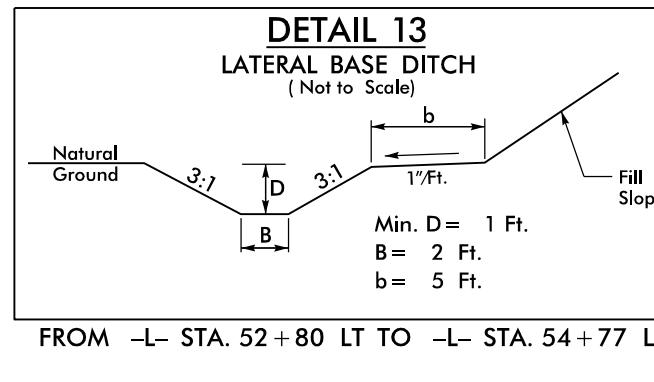
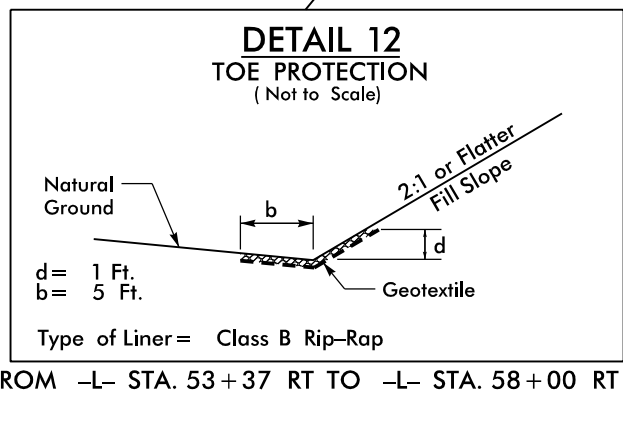
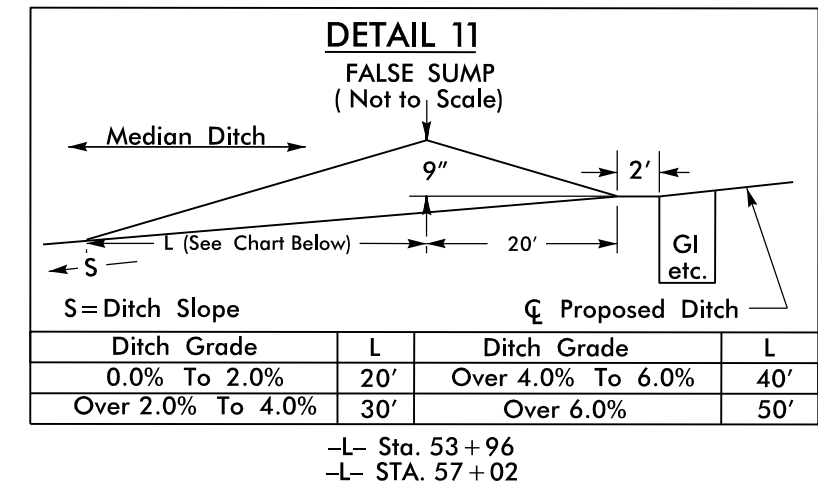
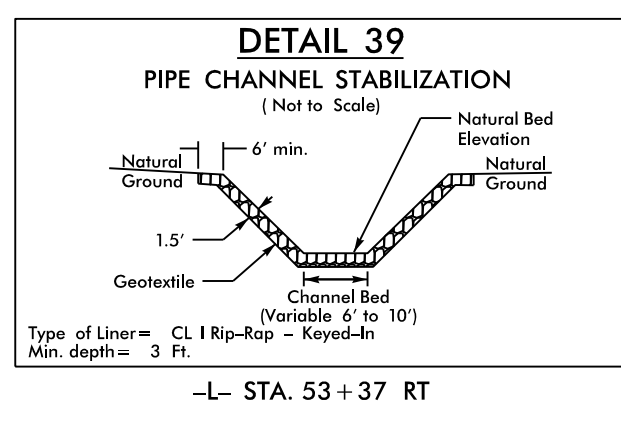
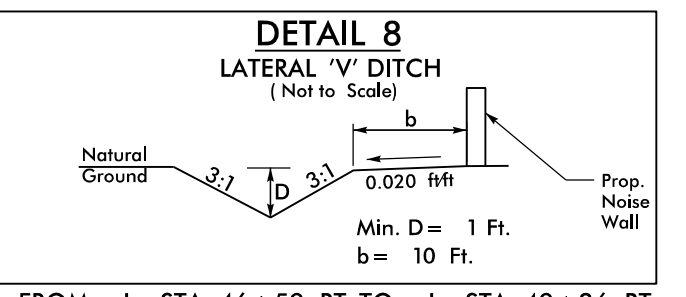
PI Sta 52+57.33 $\Delta = 27^\circ 14' 39.9''$ (RT)
 $D = 6^\circ 21' 58.3''$
 $L = 427.95'$
 $T = 218.10'$
 $R = 900.00'$
 $e = 0.06$ FT/FT
 $R.O. = 252'$

PI Sta 11+14.56 $\Delta = 4^\circ 28' 37.1''$ (LT)
 $D = 15^\circ 54' 55.8''$
 $L = 28.13'$
 $T = 14.07'$
 $R = 360.00'$



REVISIONS

6/7/2023 8:48 am - rdy_psh@6.dgn



★ PROPOSED SIGNAL

FOR NOISE WALL DETAILS, SEE SHEET 2N-1 & 2N-2
 FOR -L- PROFILE, SEE SHEET NO. 19
 FOR -Y2- PROFILE, SEE SHEET NO. 23
 FOR -DRIVE2- PROFILE, SEE SHEET NO. 26
 FOR -DRIVE4- PROFILE, SEE SHEET NO. 27