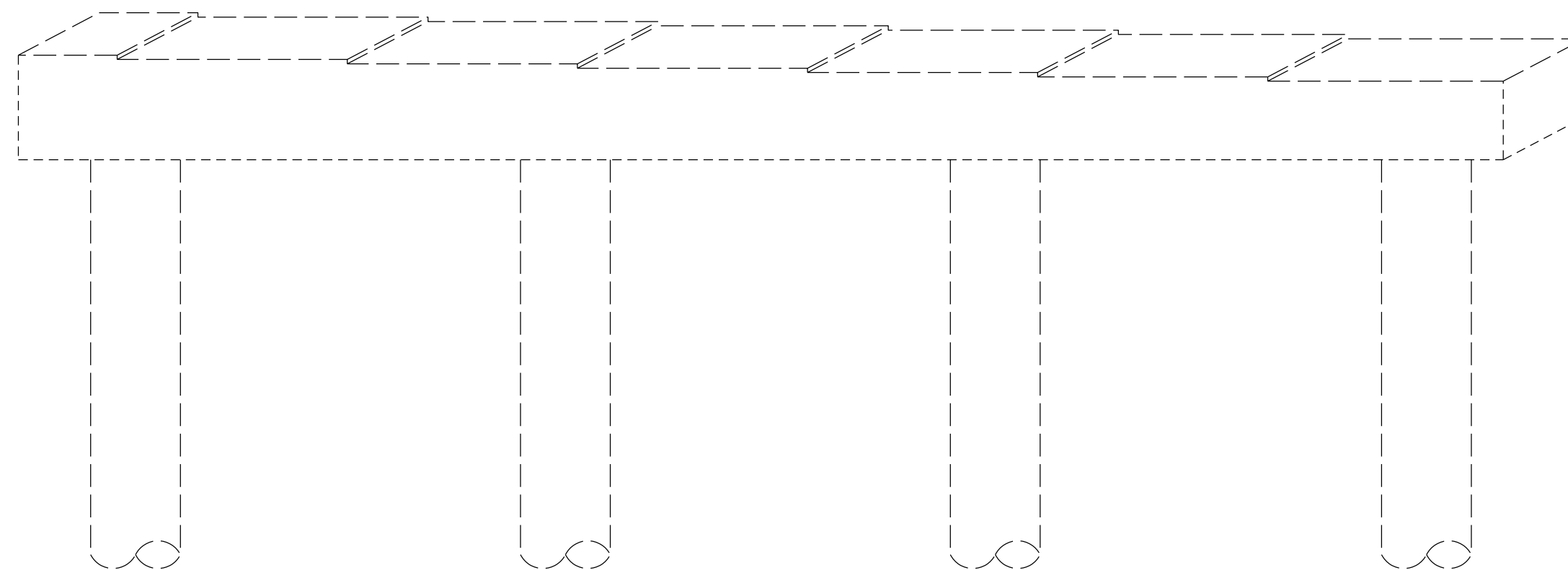


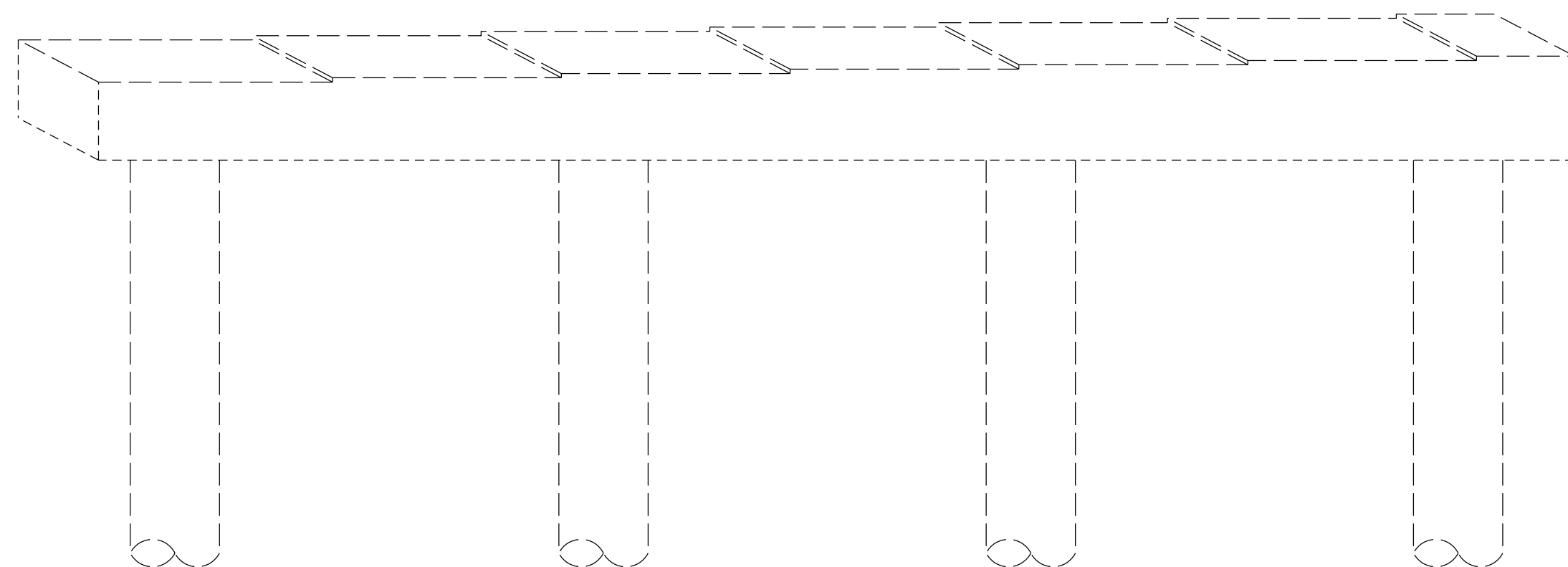
PRELIMINARY PLANS
DO NOT USE FOR CONSTRUCTION

GIRDER #1 GIRDER #2 GIRDER #3 GIRDER #4 GIRDER #5 GIRDER #6 GIRDER #7



BENT 2
(WEST FACE)

GIRDER #7 GIRDER #6 GIRDER #5 GIRDER #4 GIRDER #3 GIRDER #2 GIRDER #1



BENT 2
(EAST FACE)

LEGEND	
	CONCRETE REPAIR AREA (CR)
	SHOTCRETE REPAIR AREA (SCR)
	EPOXY RESIN INJECTION (ERI)

	AS-BUILT REPAIR QUANTITY TABLE			
	BENT 2		QUANTITIES	
	ESTIMATE		ACTUAL	
SHOTCRETE REPAIRS	AREA SQ. FT.	VOLUME CU. FT.	AREA SQ. FT.	VOLUME CU. FT.
CAP/BACKWALL	-	-		
COLUMN/PILE	-	-		
CONCRETE REPAIRS	AREA SQ. FT.	VOLUME CU. FT.	AREA SQ. FT.	VOLUME CU. FT.
CAP	-	-		
EPOXY RESIN INJECTION	LIN. FT.		LIN. FT.	
CAP	-			
COLUMN/PILE	-			
WEEP HOLE FILTERS	-			

VALUES IN CHART REPRESENT ESTIMATED REPAIR TOTALS AFTER REMOVAL OF UNSOUND CONCRETE. MINIMUM OF 1" BEHIND REBAR AND MINIMUM 2" CLEARANCE TO SAWCUT. FOR REPAIR DETAILS, SEE "CONCRETE RESTORATION DETAILS" SHEETS.

NOTES:

REPAIR LOCATIONS AND ESTIMATED QUANTITIES ARE GIVEN WITH THE BEST INFORMATION AVAILABLE. IF ADDITIONAL REPAIRS NOT SHOWN ON THE DRAWINGS ARE DEEMED NECESSARY BY THE ENGINEER, THE ENGINEER WILL NOTE ON THE DRAWINGS THE APPROXIMATE LOCATIONS AND DESCRIPTION OF THE REPAIRS AND ADJUST THE ACTUAL QUANTITIES ENTERED INTO THE TABLE ABOVE.

CRACKING LOCATIONS AND QUANTITIES FOR LOCATIONS DESCRIBED AS "SCATTERED THROUGHOUT" IN THE INSPECTION REPORT ARE BASED ON THE BEST INFORMATION AVAILABLE. THE ENGINEER AND CONTRACTOR SHALL IDENTIFY AND REPAIR ALL CRACKS $>= \frac{1}{16}$ " AS DESCRIBED IN THE SPECIAL PROVISIONS AT EACH BENT.


AVERAGE CONCRETE COVER IS EXPECTED TO BE 2" ON THE CAP AND FROM 1 1/2" TO 2" ON THE COLUMNS. ACTUAL CONCRETE COVER SHALL BE DETERMINED BY THE CONTRACTOR AND PRESENTED TO THE ENGINEER PRIOR TO BEGINNING EXCAVATION/ DEMOLITION.

FOR CONCRETE AND SHOTCRETE REPAIRS, SEE "CONCRETE RESTORATION DETAILS" SHEETS.

SHOTCRETE REPAIRS MAY BE REPLACED WITH CONCRETE REPAIRS WITH THE APPROVAL OF THE ENGINEER.

(AT END BENTS) FOR WEEP HOLE FILTERS, SEE SPECIAL PROVISIONS.

PROJECT NO. I-6039
NEW HANOVER COUNTY
 BRIDGE NO. 640059



STATE OF NORTH CAROLINA DEPARTMENT OF TRANSPORTATION RALEIGH					
SUBSTRUCTURE REPAIRS BENT 2					
REVISIONS					SHEET NO.
NO.	BY:	DATE:	NO.	BY:	DATE:
1			3		
2			4		
					TOTAL SHEETS 13

DRAWN BY : JASON DEBONE DATE : 01/2023
 CHECKED BY : AJ MCSWAIN DATE : 01/2023
 DESIGN ENGINEER OF RECORD: JACOB H. DUKE DATE : 01/2023

DOCUMENT NOT CONSIDERED FINAL
UNLESS ALL SIGNATURES COMPLETED

301 FAYETTEVILLE ST., SUITE 1500
 RALEIGH, NC 27601 (919) 982-7839
 NC FIRM LICENSE: C-1506