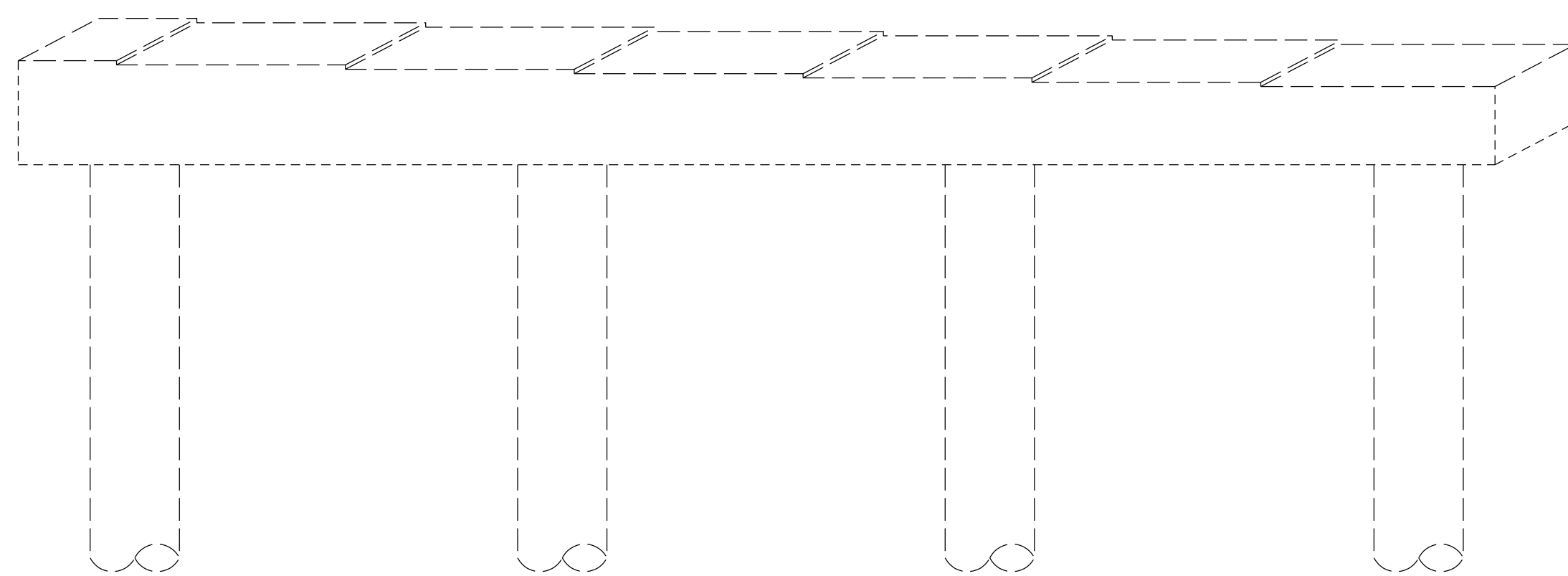


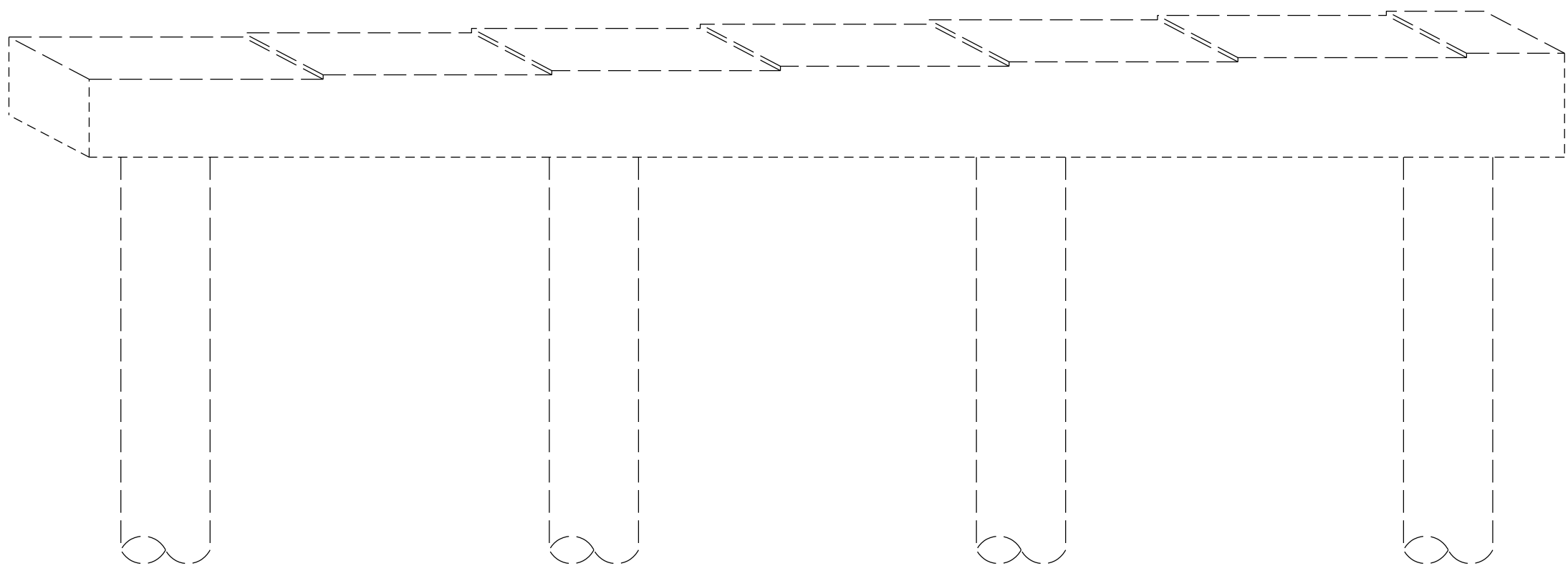
PRELIMINARY PLANS  
DO NOT USE FOR CONSTRUCTION

GIRDER #1    GIRDER #2    GIRDER #3    GIRDER #4    GIRDER #5    GIRDER #6    GIRDER #7



**BENT 2**  
(WEST FACE)

GIRDER #7    GIRDER #6    GIRDER #5    GIRDER #4    GIRDER #3    GIRDER #2    GIRDER #1



**BENT 2**  
(EAST FACE)

LEGEND	
	CONCRETE REPAIR AREA (CR)
	SHOTCRETE REPAIR AREA (SCR)
	EPOXY RESIN INJECTION (ERI)

AS-BUILT REPAIR QUANTITY TABLE	QUANTITIES					
	BENT 2		ESTIMATE		ACTUAL	
	AREA SQ. FT.	VOLUME CU. FT.	AREA SQ. FT.	VOLUME CU. FT.		
<b>SHOTCRETE REPAIRS</b>						
CAP/BACKWALL	-	-				
COLUMN/PILE	-	-				
<b>CONCRETE REPAIRS</b>	AREA SQ. FT.	VOLUME CU. FT.	AREA SQ. FT.	VOLUME CU. FT.		
CAP	-	-				
<b>EPOXY RESIN INJECTION</b>	LIN. FT.		LIN. FT.			
CAP	-					
COLUMN/PILE	-					
WEEP HOLE FILTERS	-					

VALUES IN CHART REPRESENT ESTIMATED REPAIR TOTALS AFTER REMOVAL OF UNSOUND CONCRETE. MINIMUM OF 1" BEHIND REBAR AND MINIMUM 2" CLEARANCE TO SAWCUT. FOR REPAIR DETAILS, SEE "CONCRETE RESTORATION DETAILS" SHEETS.

**NOTES:**

REPAIR LOCATIONS AND ESTIMATED QUANTITIES ARE GIVEN WITH THE BEST INFORMATION AVAILABLE. IF ADDITIONAL REPAIRS NOT SHOWN ON THE DRAWINGS ARE DEEMED NECESSARY BY THE ENGINEER, THE ENGINEER WILL NOTE ON THE DRAWINGS THE APPROXIMATE LOCATIONS AND DESCRIPTION OF THE REPAIRS AND ADJUST THE ACTUAL QUANTITIES ENTERED INTO THE TABLE ABOVE.

CRACKING LOCATIONS AND QUANTITIES FOR LOCATIONS DESCRIBED AS "SCATTERED THROUGHOUT" IN THE INSPECTION REPORT ARE BASED ON THE BEST INFORMATION AVAILABLE. THE ENGINEER AND CONTRACTOR SHALL IDENTIFY AND REPAIR ALL CRACKS  $\geq \frac{1}{16}$ " AS DESCRIBED IN THE SPECIAL PROVISIONS AT EACH BENT.


AVERAGE CONCRETE COVER IS EXPECTED TO BE 2" ON THE CAP AND FROM 1½" TO 2" ON THE COLUMNS. ACTUAL CONCRETE COVER SHALL BE DETERMINED BY THE CONTRACTOR AND PRESENTED TO THE ENGINEER PRIOR TO BEGINNING EXCAVATION/ DEMOLITION.

FOR CONCRETE AND SHOTCRETE REPAIRS, SEE "CONCRETE RESTORATION DETAILS" SHEETS.

SHOTCRETE REPAIRS MAY BE REPLACED WITH CONCRETE REPAIRS WITH THE APPROVAL OF THE ENGINEER.

(AT END BENTS) FOR WEEP HOLE FILTERS, SEE SPECIAL PROVISIONS.

PROJECT NO. I-6039  
NEW HANOVER COUNTY  
 BRIDGE NO. 640058



STATE OF NORTH CAROLINA  
 DEPARTMENT OF TRANSPORTATION  
 RALEIGH

**SUBSTRUCTURE REPAIRS  
 BENT 2**

REVISIONS						SHEET NO.
NO.	BY:	DATE:	NO.	BY:	DATE:	TOTAL SHEETS
1			3			13
2			4			

DRAWN BY : JASON DEBONE DATE : 01/2023  
 CHECKED BY : AJ MCSWAIN DATE : 01/2023  
 DESIGN ENGINEER OF RECORD: JACOB H. DUKE DATE : 01/2023

DOCUMENT NOT CONSIDERED FINAL  
 UNLESS ALL SIGNATURES COMPLETED

301 FAYETTEVILLE ST., SUITE 1500  
 RALEIGH, NC 27601 (919) 982-7839  
 NC FIRM LICENSE: C-1506