

AS-BUILT REPAIR QUANTITY TABLE

	TOP OF DECK REPAIRS						BEGIN APPROACH SLAB		END APPROACH SLAB	
	SPAN 1		SPAN 2		SPAN 3		ESTIMATE	ACTUAL	ESTIMATE	ACTUAL
	ESTIMATE	ACTUAL	ESTIMATE	ACTUAL	ESTIMATE	ACTUAL				
SCARIFYING BRIDGE DECK	167 SY		544 SY		170 SY		77 SY		77 SY	
SHOTBLASTING BRIDGE DECK	167 SY		544 SY		170 SY		77 SY		77 SY	
PC MATERIALS	4.6 CY		15.1 CY		4.7 CY		2.1 CY		2.1 CY	
PLACING AND FINISHING PC OVERLAY	167 SY		544 SY		170 SY		77 SY		77 SY	
GROOVING BRIDGE FLOORS	1397.5 SF		4568.8 SF		1429.8 SF		645 SF		645 SF	
CLASS II SURFACE PREPARATION	3.4 SY		3.4 SY		6.4 SY		3.2 SY		3.2 SY	
CONCRETE REPAIR	0.0 SF		2.1 SF		0.0 SF		0.0 SF		1.0 SF	

NOTES:

REPAIR LOCATIONS AND ESTIMATED QUANTITIES ARE GIVEN WITH THE BEST INFORMATION AVAILABLE. IF ADDITIONAL REPAIRS NOT SHOWN ON THE DRAWINGS ARE DEEMED NECESSARY BY THE ENGINEER, THE ENGINEER WILL NOTE ON THE DRAWINGS THE APPROXIMATE LOCATIONS AND DESCRIPTION OF THE REPAIRS AND ADJUST THE ACTUAL QUANTITIES ENTERED INTO THE AS-BUILT REPAIR QUANTITY TABLE.

CONCRETE COVER FOR TOP BARS IN THE DECK SLAB IS 2½" PER THE EXISTING BRIDGE PLANS. ACTUAL CONCRETE COVER SHALL BE DETERMINED BY THE CONTRACTOR AND PRESENTED TO THE ENGINEER PRIOR TO BEGINNING SCARIFICATION.

CURRENT AVERAGE COVER IS EXPECTED TO BE FROM 1½" TO 2" BASED ON VISUAL INSPECTION.

MINOR QUANTITIES OF CLASS II AREAS ARE ANTICIPATED, PARTICULARLY NEAR JOINTS. HOWEVER, DUE TO THEIR SMALL SIZE, THE CLASS II LOCATIONS HAVE NOT BEEN DELINEATED ON THESE PLANS. THE CLASS II QUANTITIES INDICATED ARE ANTICIPATED TO BE SUFFICIENT FOR THE ACTUAL QUANTITIES ENCOUNTERED.

FOR CLASS II SURFACE PREPARATION, SEE SPECIAL PROVISIONS.

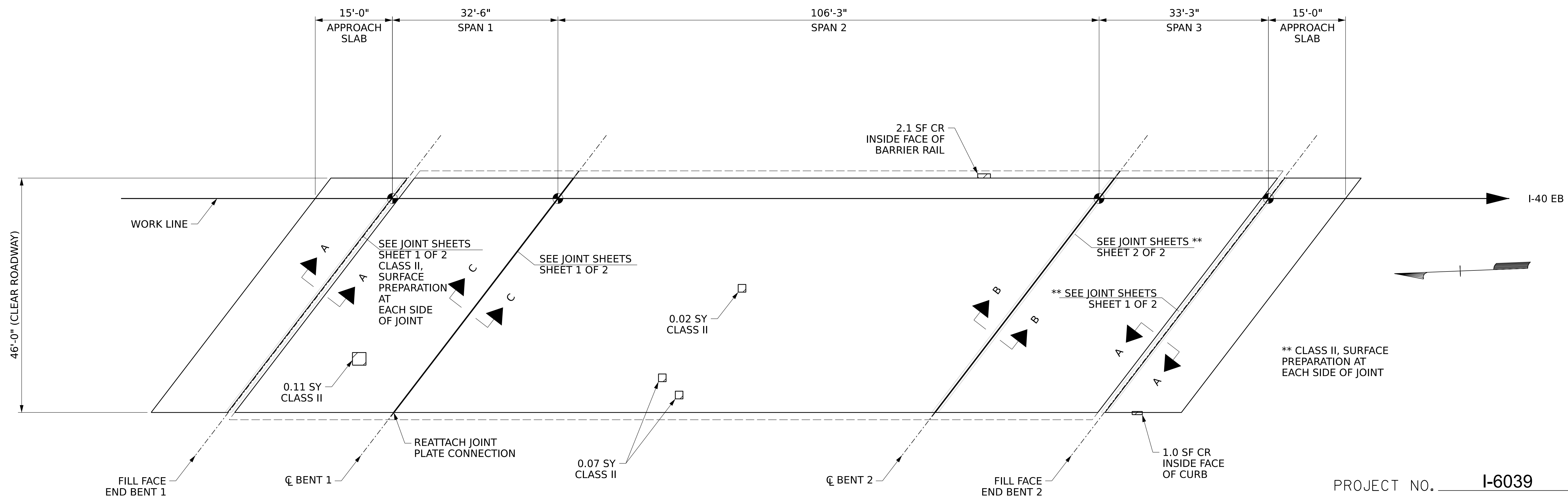
BRIDGE DECK GROOVING QUANTITY BASED ON LIMITS REQUIRED IN SECTION 420-14(B) OF THE STANDARD SPECIFICATIONS.

BRIDGE DECK SCARIFICATION LIMITS ARE THE FULL CLEAR ROADWAY WIDTH (INSIDE FACE OF EACH BRIDGE RAIL).


FOR POLYMER CONCRETE BRIDGE DECK OVERLAY, SEE SPECIAL PROVISIONS.

COORDINATE THIS SHEET WITH THE SHEETS FOR JOINT DETAILS.

PRELIMINARY PLANS
DO NOT USE FOR CONSTRUCTION



PROJECT NO. I-6039
NEW HANOVER COUNTY
 BRIDGE NO. 640058



STATE OF NORTH CAROLINA
 DEPARTMENT OF TRANSPORTATION
 RALEIGH

PLAN OF SPANS

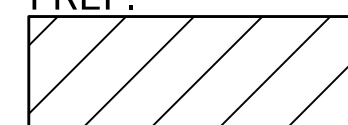
REVISIONS						SHEET NO.
NO.	BY:	DATE:	NO.	BY:	DATE:	S3-3
1			3			TOTAL SHEETS
2			4			13

DRAWN BY : JASON DEBONE DATE : 01/2023
 CHECKED BY : AJ MCSWAIN DATE : 01/2023
 DESIGN ENGINEER OF RECORD: JACOB H. DUKE DATE : 01/2023

PC OVERLAY



CLASS II SURFACE PREP.



CONCRETE REPAIR AREA (CR)



DOCUMENT NOT CONSIDERED FINAL
 UNLESS ALL SIGNATURES COMPLETED

301 FAYETTEVILLE ST., SUITE 1500
 RALEIGH, NC 27601 (919) 882-7839
 NC FIRM LICENSE: C-1506