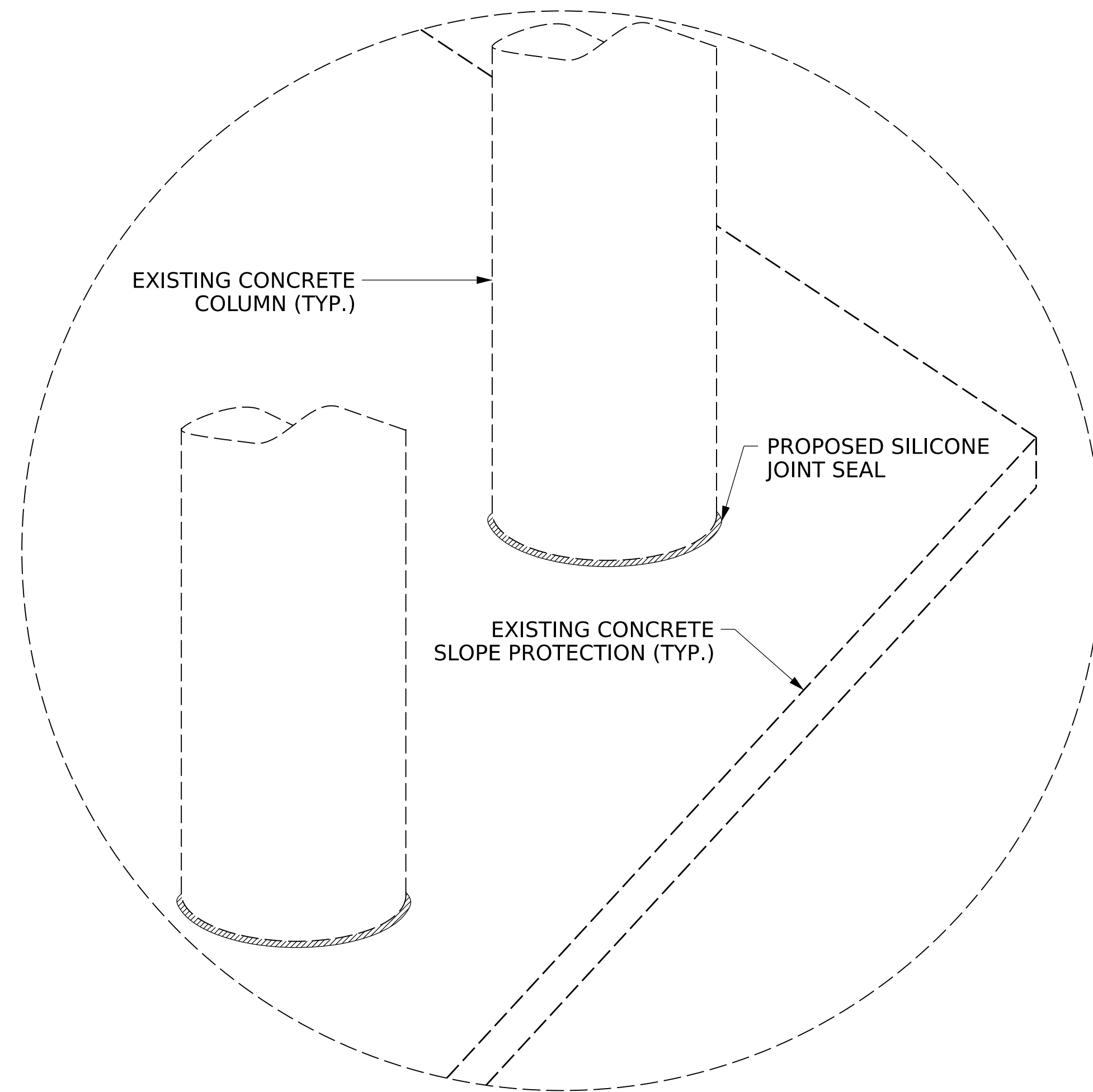


PRELIMINARY PLANS
DO NOT USE FOR CONSTRUCTION



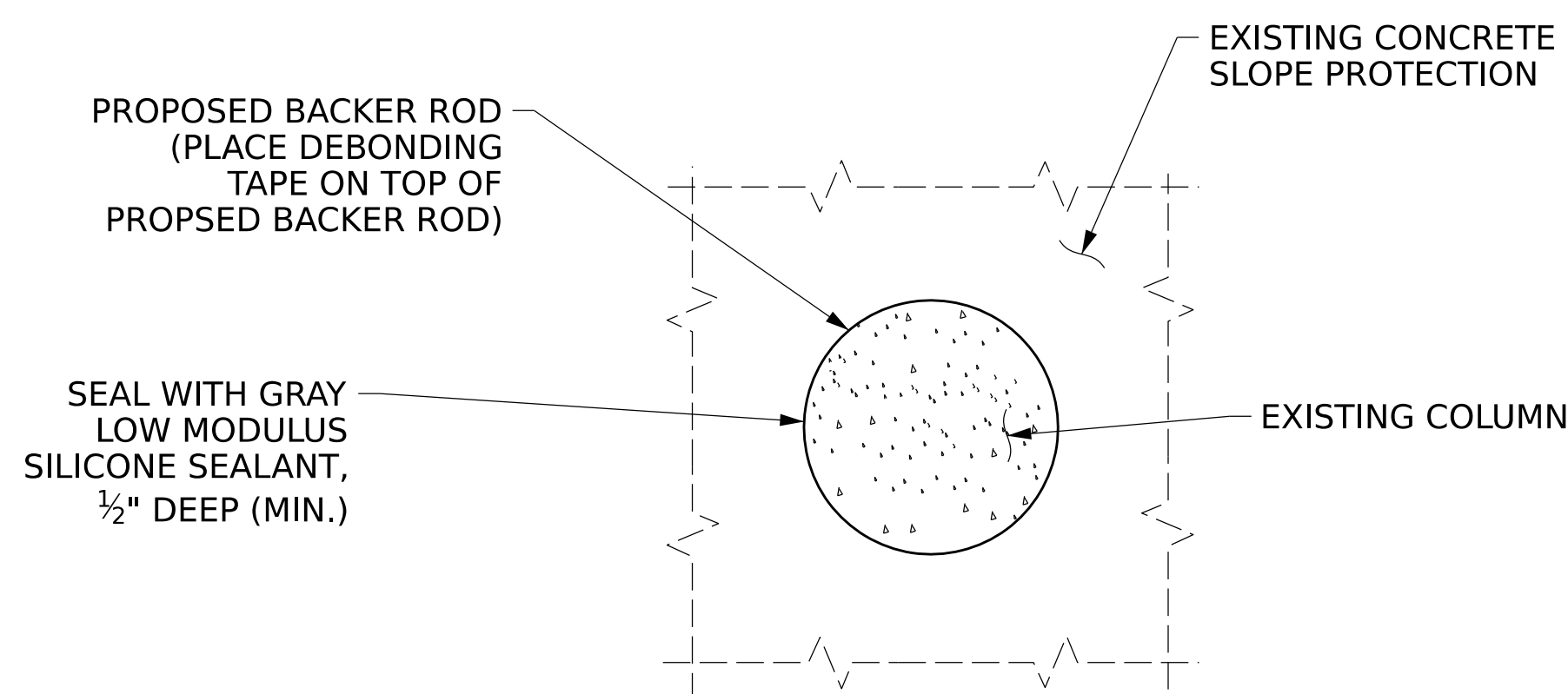
JOINT SEAL REPAIR AT SLOPE PROTECTION ELEVATION

NOTE:
FOR SILICONE JOINT SEALANT FOR SLOPE PROTECTION,
SEE SPECIAL PROVISIONS.

INCLUDES QUANTITY FOR SILICONE JOINT SEALANT AT
END BENTS.

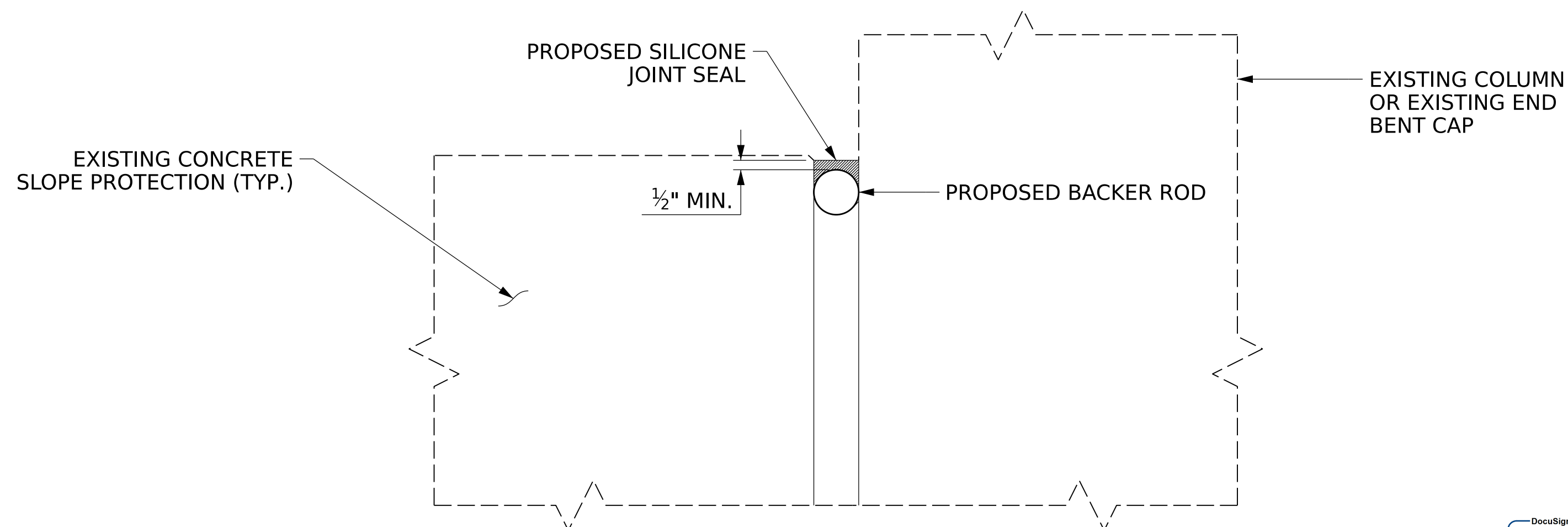
**SLOPE PROTECTION JOINT SEAL
REPAIR QUANTITY TABLE**

STRUCTURE	ESTIMATE	ACTUAL
640044	220 LF	
640045	220 LF	
640058	236 LF	
640059	236 LF	



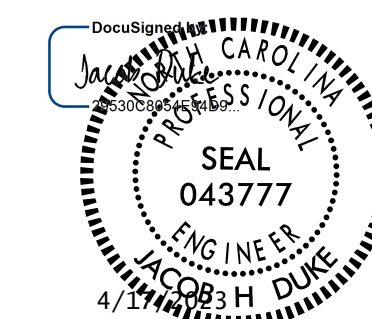
JOINT SEAL REPAIR PLAN VIEW

(COLUMN TRANSITION SHOWN)



JOINT SEAL REPAIR SECTION VIEW

PROJECT NO. I-6039
NEW HANOVER COUNTY
 BRIDGE NO. MULTIPLE
 BRIDGES: 640044, 640045, 640058, 640059



STATE OF NORTH CAROLINA
 DEPARTMENT OF TRANSPORTATION
 RALEIGH

**SLOPE PROTECTION
JOINT SEAL DETAILS**

DRAWN BY : ALLEN J. MCSWAIN DATE : 01/2023
 CHECKED BY : JASON M. DEBONE DATE : 01/2023
 DESIGN ENGINEER OF RECORD: JACOB H. DUKE DATE : 01/2023

4/17/2023
 I6039_SMU.JS.dgn
 jduke

DOCUMENT NOT CONSIDERED FINAL
 UNLESS ALL SIGNATURES COMPLETED

301 FAYETTEVILLE ST., SUITE 1500
 RALEIGH, NC 27601 (919) 892-7839
 NC FIRM LICENSE: C-1506

REVISIONS						SHEET NO.
NO.	BY:	DATE:	NO.	BY:	DATE:	TOTAL SHEETS
1			3			S10
2			4			