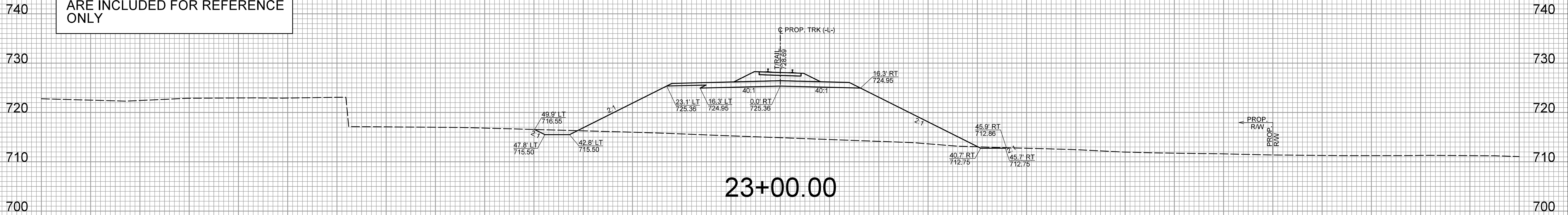
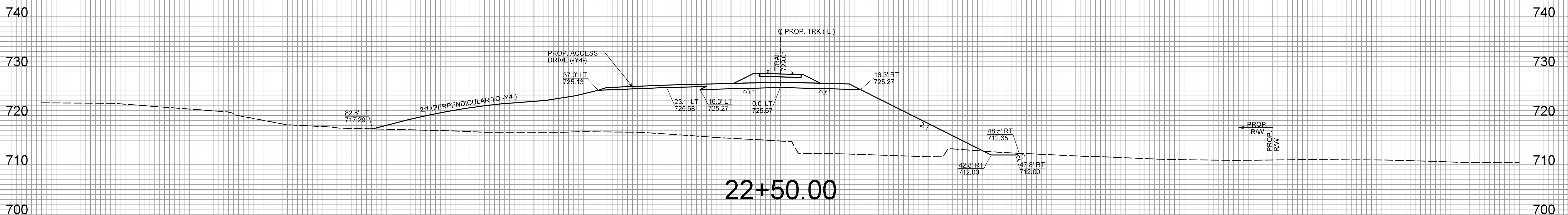


150 140 130 120 110 100 90 80 70 60 50 40 30 20 10 0 10 20 30 40 50 60 70 80 90 100 110 120 130 140 150

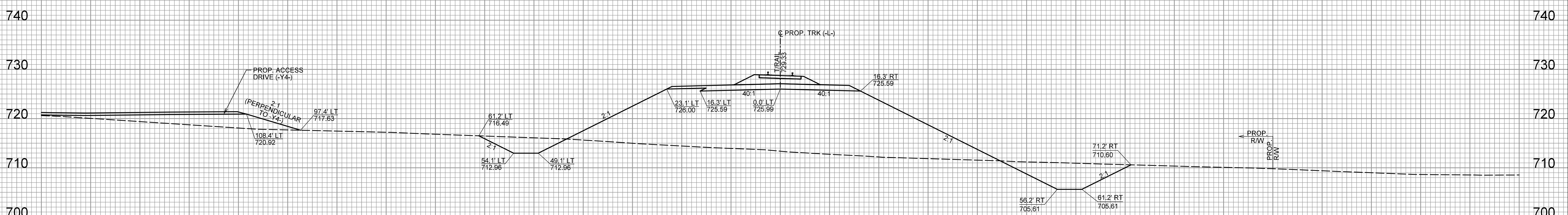
NOTE:  
THE TYPICAL SECTIONS TAKE  
PRECEDENCE OVER THE CROSS  
SECTIONS. CROSS SECTIONS  
ARE INCLUDED FOR REFERENCE  
ONLY



23+00.00



22+50.00



22+00.00

150 140 130 120 110 100 90 80 70 60 50 40 30 20 10 0 10 20 30 40 50 60 70 80 90 100 110 120 130 140 150