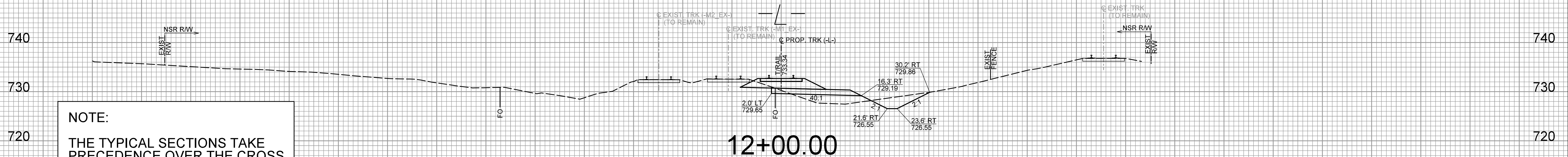
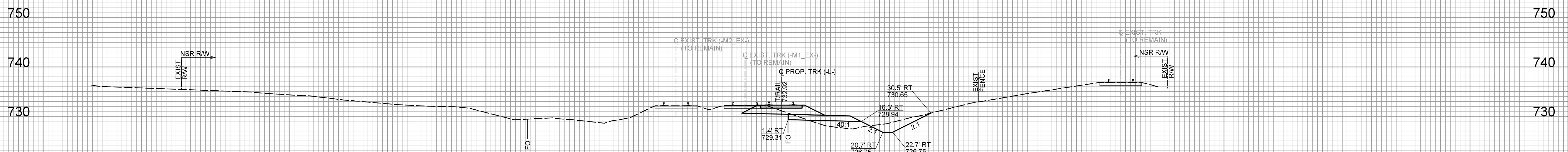


750 150 140 130 120 110 100 90 80 70 60 50 40 30 20 10 0 10 20 30 40 50 60 70 80 90 100 110 120 130 140 150 750

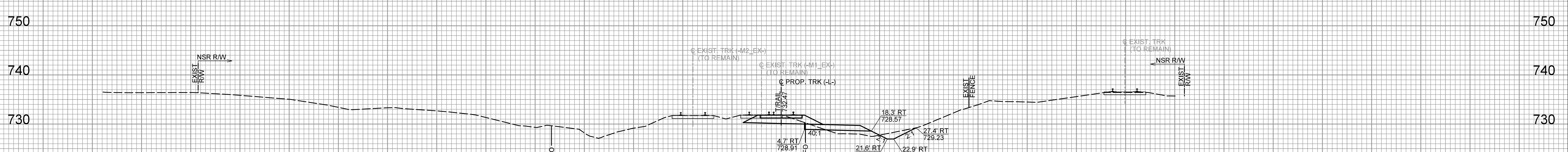
NOTE:
THE TYPICAL SECTIONS TAKE
PRECEDENCE OVER THE CROSS
SECTIONS. CROSS SECTIONS
ARE INCLUDED FOR REFERENCE
ONLY



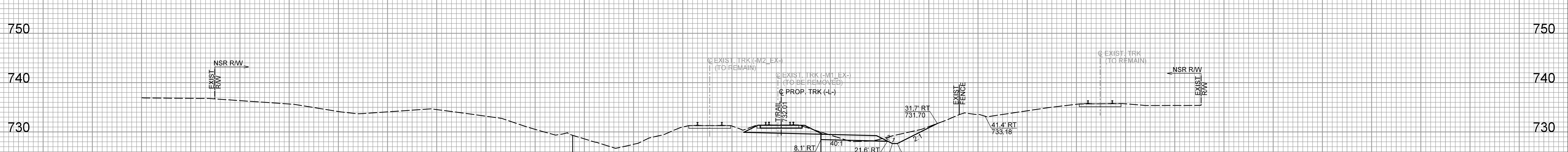
12+00.00



11+50.00



11+00.00



10+50.00

150 140 130 120 110 100 90 80 70 60 50 40 30 20 10 0 10 20 30 40 50 60 70 80 90 100 110 120 130 140 150