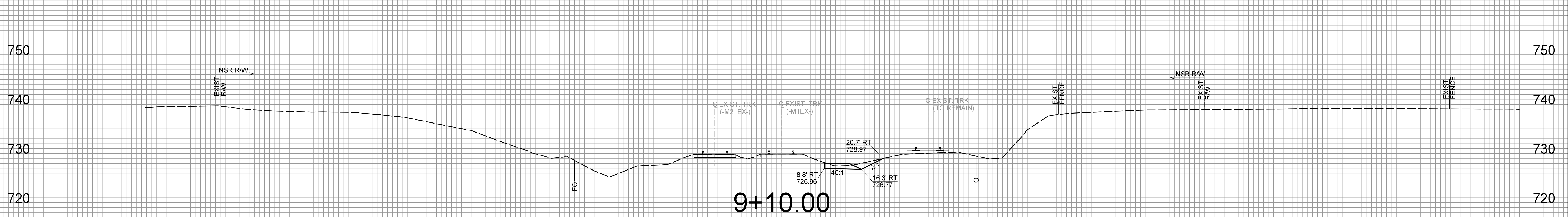
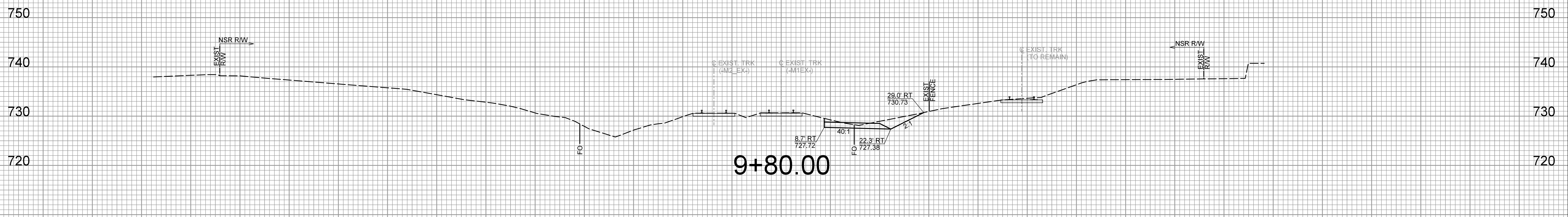
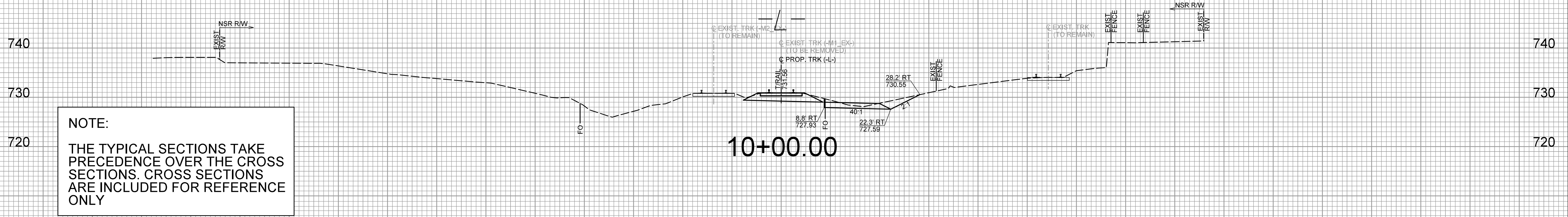


750 150 140 130 120 110 100 90 80 70 60 50 40 30 20 10 0 10 20 30 40 50 60 70 80 90 100 110 120 130 140 150 750

NOTE:
THE TYPICAL SECTIONS TAKE
PRECEDENCE OVER THE CROSS
SECTIONS. CROSS SECTIONS
ARE INCLUDED FOR REFERENCE
ONLY



750 150 140 130 120 110 100 90 80 70 60 50 40 30 20 10 0 10 20 30 40 50 60 70 80 90 100 110 120 130 140 150 750