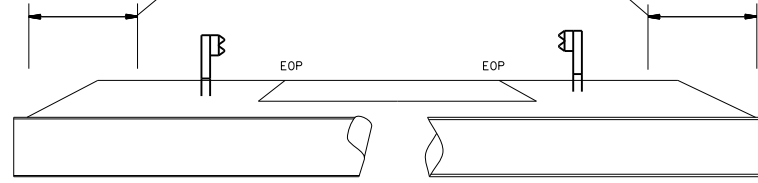


NOTES: LESS THAN 5' - 10' UNDISTURBED BUFFER FROM ROW, DITCHLINE, WATER FEATURE, OR DRAINAGE INLET, ADD BMP.

BMP OPTIONS: WATTLE OR SILT FENCE


<5' - 10' UNDISTURBED BUFFER ADD BMP



PIPE/CULVERT

STATE	PROJECT NO.	SHEET NO.	TOTAL SHEETS
N.C.	2020CPT-10-02-10131 2020CPT-10-02-20731 2020CPT-10-02-20132	24	
F.A. PROJECT NO.			

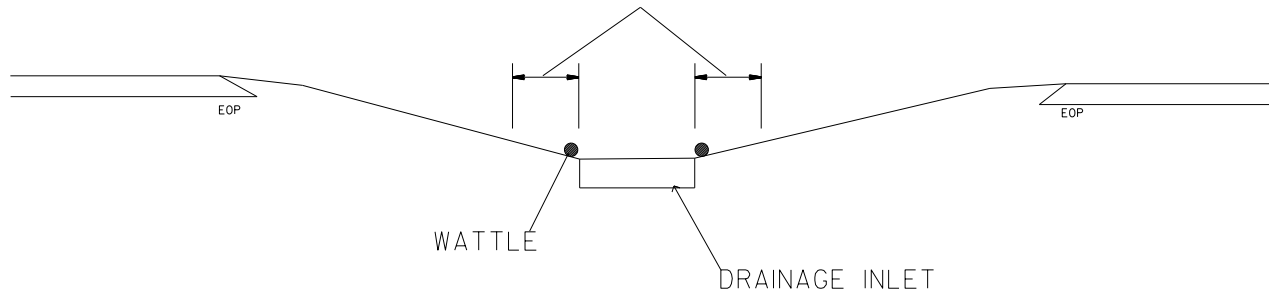
<5' - 10' UNDISTURBED BUFFER FROM JURISDICTIONAL FEATURE ADD BMP



USE BMP'S IF SHOULDERS AND/OR FRONTSLOPES AND/OR DITCHLINE AND/OR BACKSLOPES ARE DISTURBED



<5' - 10' UNDISTURBED BUFFER FROM INLET, ADD WATTLE



EROSION CONTROL DETAIL

SCALE	-NA-		REVISIONS
DATE	2/18		
DWG. BY	JAB		
DESIGN BY	JAB		
APPROVED	JAB		

# WATTLE WITH POLYACRYLAMIDE DETAIL

**NOTES:**

USE MINIMUM 12 IN. DIAMETER EXCELSIOR WATTLE.

USE 2 FT. WOODEN STAKES WITH A 2 IN. BY 2 IN. CROSS SECTION.

INSTALL A MINIMUM OF 2 UPSLOPE STAKES AND 4 DOWNSLOPE STAKES AT AN ANGLE TO WEDGE WATTLE TO BOTTOM OF DITCH.

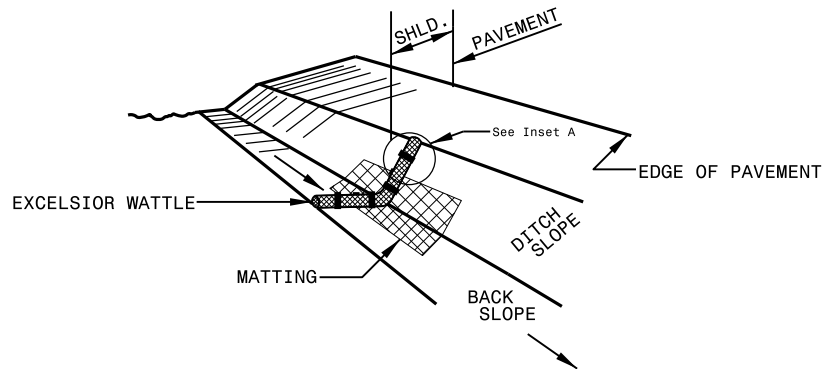
PROVIDE STAPLES MADE OF 0.125 IN. DIAMETER STEEL WIRE FORMED INTO A U SHAPE NOT LESS THAN 12" IN LENGTH.

INSTALL STAPLES APPROXIMATELY EVERY 1 LINEAR FOOT ON BOTH SIDES OF WATTLE AND AT EACH END TO SECURE IT TO THE SOIL.

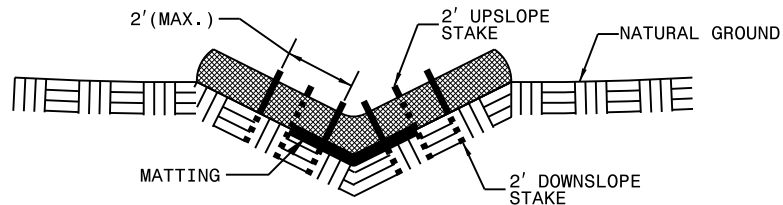
INSTALL MATTING IN ACCORDANCE WITH SECTION 1631 OF THE STANDARD SPECIFICATIONS.

PRIOR TO POLYACRYLAMIDE (PAM) APPLICATION, OBTAIN A SOIL SAMPLE FROM PROJECT LOCATION, AND FROM OFFSITE MATERIAL, AND ANALYZE FOR APPROPRIATE PAM FLOCCULANT TO BE APPLIED TO EACH WATTLE.

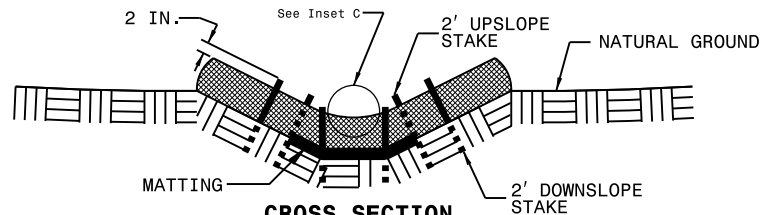
INITIALLY APPLY 3.5 OUNCES OF ANIONIC OR NEUTRALLY CHARGED POLYACRYLAMIDE (PAM) OVER WATTLE WHERE WATER WILL FLOW AND AFTER EVERY RAINFALL EVENT THAT IS EQUAL TO OR EXCEEDS 0.50 IN.



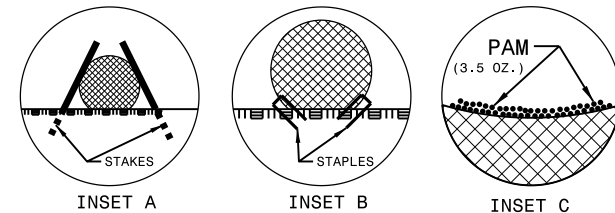
**ISOMETRIC VIEW**



**CROSS SECTION  
VEE DITCH**



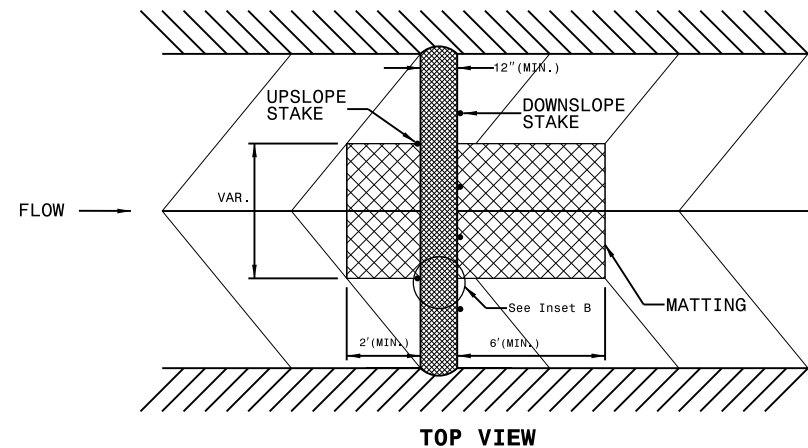
**CROSS SECTION  
TRAPEZOIDAL DITCH**



INSET A

INSET B

INSET C



**TOP VIEW**