


T.I.P.: R-2707E

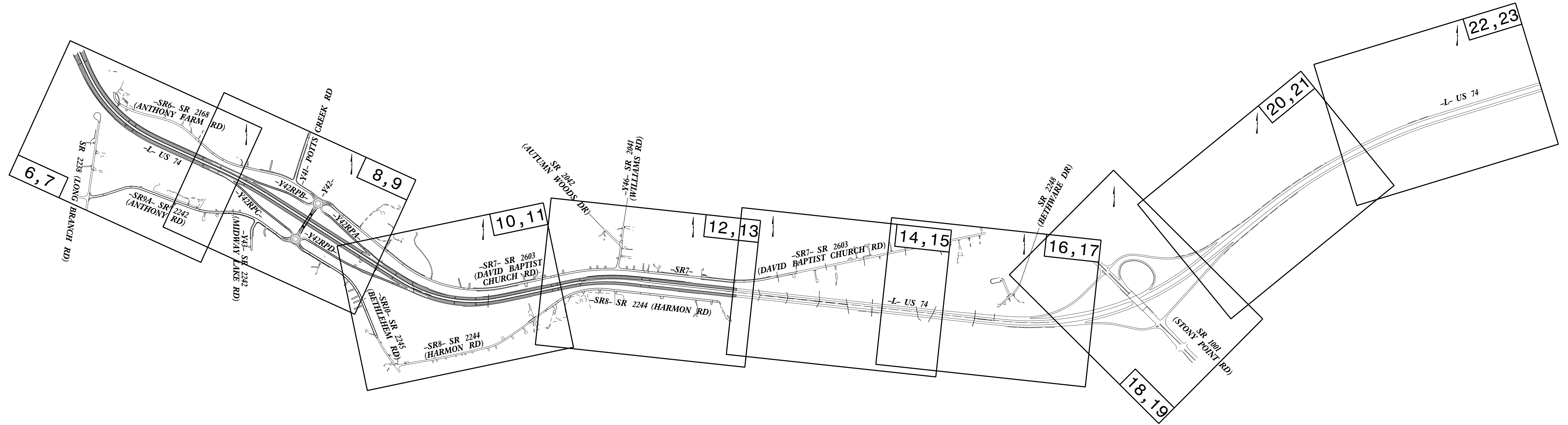
CONTRACT NO.: C204851

**STATE OF NORTH CAROLINA
DEPARTMENT OF TRANSPORTATION**

**SIGNING PLAN
CLEVELAND COUNTY**


**LOCATION: US 74 SHELBY BYPASS FROM EXISTING US 74 WEST OF
SR 2238 (LONG BRANCH RD) TO EAST OF SR 2034**

TIP NO. R-2707E	SHEET NO. SIGN-1
APPROVED: <i>Betsy L. Watson</i> <small>35697834F8743F</small>	
DATE: 4/27/2023	
	
DOCUMENT NOT CONSIDERED FINAL UNLESS ALL SIGNATURES COMPLETED	





INDEX

SHEET NO.	DESCRIPTION
SIGN-1	TITLE SHEET
SIGN-1A	ROADWAY STANDARD DRAWINGS, GENERAL NOTES, & SUMMARY OF QUANTITIES
SIGN-1B-C	REVISED ROADWAY STANDARD DRAWINGS
SIGN-2	SUPPORT CHART
SIGN-3-3C	OVERHEAD DETAIL
SIGN-4-4L	SIGN DESIGNS
SIGN-5	TYPE 'E' SIGNS
SIGN-5A	TYPE 'F' SIGNS & MILEMARKERS
SIGN-5B	OVERLAY DETAIL SHEET
SIGN-6-23	SIGNING PLAN SHEETS

PLAN PREPARED BY: BETSY L. WATSON, P.E. SENIOR TRANSPORTATION ENGINEER ROSI R. HENNEIN TRANSPORTATION DESIGNER	 <small>Stantec Consulting Services Inc. 801 Jones Franklin Road Suite 300 Raleigh, NC 27606 Tel. (919) 851-6866 Fax. (919) 851-7024 www.stantec.com License No. F-0672</small>
---	---

\$\$\$\$\$SYTIME\$\$\$\$\$
\$\$\$\$\$DGN\$\$\$\$\$
\$\$\$\$\$USERNAME\$\$\$\$\$

TIP NO. R-2707E	SHEET NO. SIGN-1A
APPROVED: <i>Betsy L. Watson</i> <small>DESIGNED BY: 35E97B34F8743F</small>	
DATE: 4/27/2023	
SEAL	
	
DOCUMENT NOT CONSIDERED FINAL UNLESS ALL SIGNATURES COMPLETED	
	

ROADWAY STANDARD DRAWINGS

THE FOLLOWING ROADWAY STANDARDS AS APPEAR IN "ROADWAY STANDARD DRAWINGS" - PROJECT SERVICES UNIT - N.C. DEPARTMENT OF TRANSPORTATION - RALEIGH, N.C., DATED JANUARY 2018 ARE APPLICABLE TO THIS PROJECT AND BY REFERENCE HEREBY ARE CONSIDERED A PART OF THESE PLANS:

STD. NO.	TITLE
901.10	TYPE 'A' SIGNS (SEE SHEET 1B FOR SHEET 1 OF 2)
901.20	TYPE 'B' SIGNS (SEE SHEET 1C)
901.50	ARROWS AND SHIELDS
901.70	SIGN STRINGERS AND SUPPORT SPACING
901.80	SIGN MOUNTING DETAILS
903.10	GROUND MOUNTED SIGN SUPPORTS
904.10	ORIENTATION OF GROUND MOUNTED SIGNS
904.20	SECONDARY SIGN MOUNTING
904.40	MILEPOST AND PLACEMENT
904.50	MOUNTING OF TYPE 'D', 'E' AND 'F' SIGNS ON 'U' CHANNEL POSTS
910.40	SINGLE LANE ROUNDABOUT (WITHOUT PEDESTRIANS)
1264.01	OBJECT MARKERS - TYPES
1264.02	OBJECT MARKERS - INSTALLATION

SUMMARY OF QUANTITIES


ITEM NO.		ITEM DESCRIPTION	QUANTITY	UNIT
DESC. NO.	SECT. NO.			
4048000000	902	REINFORCED CONCRETE SIGN FOUNDATIONS.....	19	CY
4054000000	902	PLAIN CONCRETE SIGN FOUNDATIONS.....	2	CY
4057000000	SP	OVERHEAD FOOTING.....	80	CY
4060000000	903	SUPPORTS, BREAKAWAY STEEL BEAM.....	10,259	LB
4066000000	903	SUPPORTS, SIMPLE STEEL BEAM.....	10,954	LB
4072000000	903	SUPPORTS, 3-LB STEEL U-CHANNEL.....	2,300	LF
4096000000	904	SIGN ERECTION, TYPE D.....	13	EA
4102000000	904	SIGN ERECTION, TYPE E.....	62	EA
4108000000	904	SIGN ERECTION, TYPE F.....	12	EA
4110000000	904	SIGN ERECTION, TYPE A (GROUND MOUNTED).....	25	EA
4110000000	904	SIGN ERECTION, TYPE B (GROUND MOUNTED).....	8	EA
4114000000	904	SIGN ERECTION, MILEMARKERS.....	10	EA
4116000000	904	SIGN ERECTION, OVERLAY (GROUND MOUNTED).....	4	EA
4082100000	906	SUPPORTS, OVERHEAD SIGN STRUCTURE 'A' AT -L- STA 864+00.....	1	LS
4082100000	906	SUPPORTS, OVERHEAD SIGN STRUCTURE 'B' AT -L- STA 871+00.....	1	LS
4082100000	906	SUPPORTS, OVERHEAD SIGN STRUCTURE 'C' AT -L- STA 878+00.....	1	LS
4082100000	906	SUPPORTS, OVERHEAD SIGN STRUCTURE 'D' AT -L- STA 905+00.....	1	LS
4152000000	907	DISPOSAL OF SIGN SYSTEM, STEEL BEAM.....	5	EA
4155000000	907	DISPOSAL OF SIGN SYSTEM, U-CHANNEL.....	130	EA
4158000000	907	DISPOSAL OF SIGN SYSTEM, WOOD.....	2	EA
4238000000	907	DISPOSAL OF SIGN, D,E,OR F.....	1	EA
4370000000	SP	DISPOSAL OF FLASHER SYSTEM.....	1	LS
4955000000	1264	OBJECT MARKERS (END OF ROAD).....	3	EA
4915000000	1264	7' U-CHANNEL POSTS.....	3	EA

GENERAL NOTES

- . SIGNS FURNISHED BY STATE.
- . CONFIRM IN WRITING AT LEAST 4 MONTHS IN ADVANCE, THE ACTUAL DATE THE DEPARTMENT FURNISHED SIGNS WILL BE REQUIRED.
- . ALL TYPE 'D' SIGNS SHALL BE MOUNTED ON TWO U-CHANNEL POSTS UNLESS OTHERWISE INDICATED ON THE PLANS.
- . IF REMOVAL OR RELOCATION OF SIGNS ON PRIVATE STREET (NON-STATE MAINTAINED) IS REQUIRED DUE TO CONSTRUCTION, THE CONTRACTOR SHALL INFORM THE ENGINEER. THE WORK WILL BE COMPLETED BY OTHERS.
- . WHEN NOT STATIONED OR DIMENSIONED ON PLANS, ALL 'E' AND 'F' SIGNS SHALL BE FIELD LOCATED BY THE ENGINEER.
- . ALL EXISTING SIGNS ON "U" CHANNEL POST WITHIN THE PROJECT LIMITS SHALL BE REMOVED AND DISPOSED OF UNLESS OTHERWISE NOTED ON PLANS.
- . WHEN EXISTING SIGNS ARE REMOVED AND INSTALLED ON NEW SUPPORTS, THE RE-ERECTION SHALL IMMEDIATELY FOLLOW THE REMOVAL.
- . THE BACKGROUND FOR TYPE E & F SIGNS SHALL BE TYPE C REFLECTIVE SHEETING.
- . DO NOT BEGIN FABRICATION FOR TYPES A & B SIGNS MOUNTED ON OVERHEAD STRUCTURES OR STEEL SUPPORTS UNTIL 'S' DIMENSIONS HAVE BEEN FIELD VERIFIED.
- . SEE ROADWAY PLANS FOR GUARD/GUIDE RAIL DETAILS.

ROADWAY STANDARD DRAWINGS,
GENERAL NOTES, &
SUMMARY OF QUANTITIES

\$\$\$SYTIME\$\$\$\$
 \$\$\$DGN\$\$\$\$
 \$\$\$USERNAME\$\$\$\$

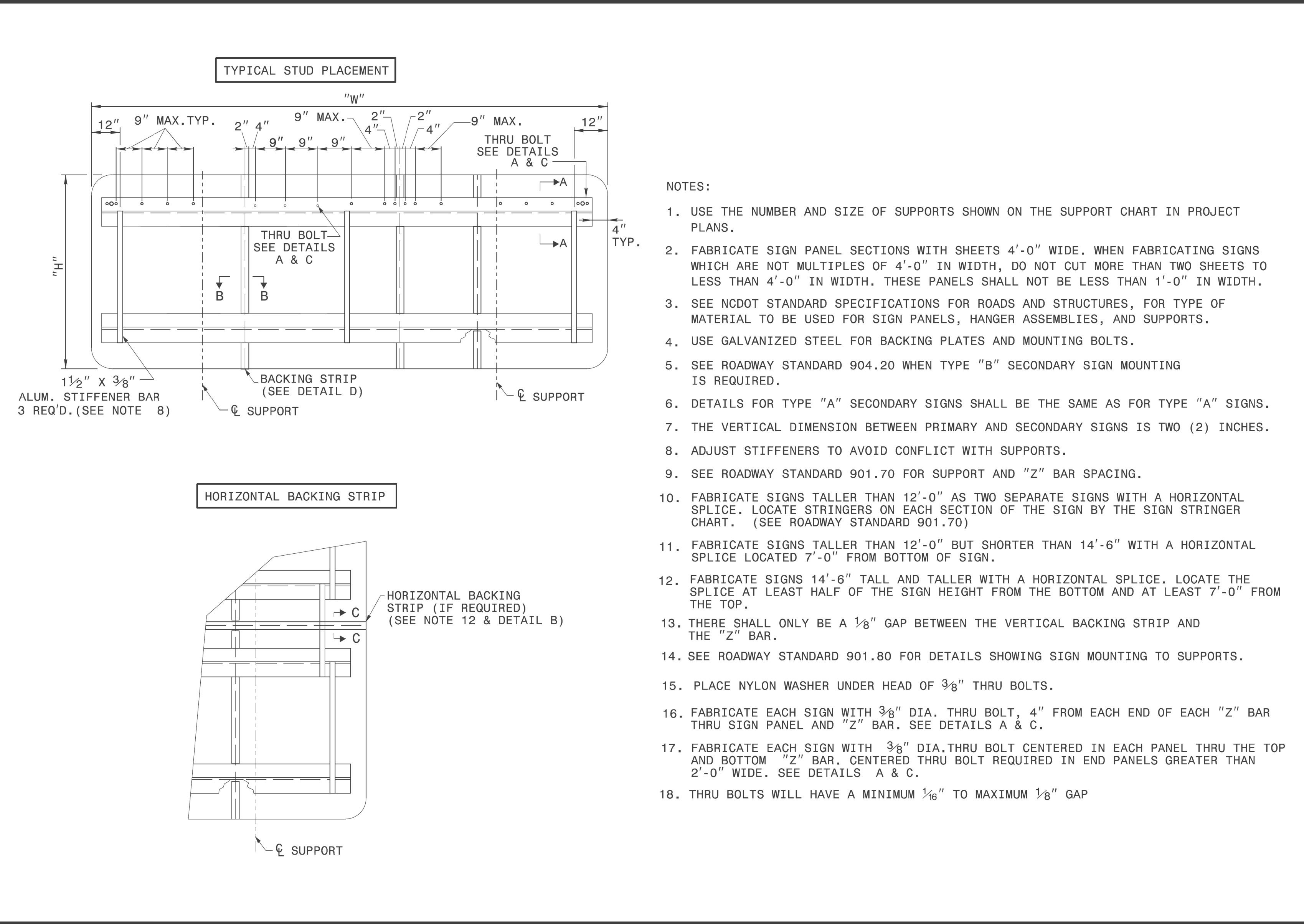
TIP NO.	SHEET NO.
DocuSigned by:	
<i>Matthew V. Springer</i>	
APPROVED:	3/21/2019
DATE:	BC60F6E8B584403...
SEAL	
	

STATE OF NORTH CAROLINA
DEPT. OF TRANSPORTATION
DIVISION OF HIGHWAYS
RALEIGH, N.C.

2-19

ENGLISH DETAIL DRAWING FOR
TYPE 'A' SIGNS
WELDED STUD CONSTRUCTION

SHEET 1 OF 2
901D10



- NOTES:
1. USE THE NUMBER AND SIZE OF SUPPORTS SHOWN ON THE SUPPORT CHART IN PROJECT PLANS.
 2. FABRICATE SIGN PANEL SECTIONS WITH SHEETS 4'-0" WIDE. WHEN FABRICATING SIGNS WHICH ARE NOT MULTIPLES OF 4'-0" IN WIDTH, DO NOT CUT MORE THAN TWO SHEETS TO LESS THAN 4'-0" IN WIDTH. THESE PANELS SHALL NOT BE LESS THAN 1'-0" IN WIDTH.
 3. SEE NCDOT STANDARD SPECIFICATIONS FOR ROADS AND STRUCTURES, FOR TYPE OF MATERIAL TO BE USED FOR SIGN PANELS, HANGER ASSEMBLIES, AND SUPPORTS.
 4. USE GALVANIZED STEEL FOR BACKING PLATES AND MOUNTING BOLTS.
 5. SEE ROADWAY STANDARD 904.20 WHEN TYPE "B" SECONDARY SIGN MOUNTING IS REQUIRED.
 6. DETAILS FOR TYPE "A" SECONDARY SIGNS SHALL BE THE SAME AS FOR TYPE "A" SIGNS.
 7. THE VERTICAL DIMENSION BETWEEN PRIMARY AND SECONDARY SIGNS IS TWO (2) INCHES.
 8. ADJUST STIFFENERS TO AVOID CONFLICT WITH SUPPORTS.
 9. SEE ROADWAY STANDARD 901.70 FOR SUPPORT AND "Z" BAR SPACING.
 10. FABRICATE SIGNS TALLER THAN 12'-0" AS TWO SEPARATE SIGNS WITH A HORIZONTAL SPLICE. LOCATE STRINGERS ON EACH SECTION OF THE SIGN BY THE SIGN STRINGER CHART. (SEE ROADWAY STANDARD 901.70)
 11. FABRICATE SIGNS TALLER THAN 12'-0" BUT SHORTER THAN 14'-6" WITH A HORIZONTAL SPLICE LOCATED 7'-0" FROM BOTTOM OF SIGN.
 12. FABRICATE SIGNS 14'-6" TALL AND TALLER WITH A HORIZONTAL SPLICE. LOCATE THE SPLICE AT LEAST HALF OF THE SIGN HEIGHT FROM THE BOTTOM AND AT LEAST 7'-0" FROM THE TOP.
 13. THERE SHALL ONLY BE A 1/8" GAP BETWEEN THE VERTICAL BACKING STRIP AND THE "Z" BAR.
 14. SEE ROADWAY STANDARD 901.80 FOR DETAILS SHOWING SIGN MOUNTING TO SUPPORTS.
 15. PLACE NYLON WASHER UNDER HEAD OF 3/8" THRU BOLTS.
 16. FABRICATE EACH SIGN WITH 3/8" DIA. THRU BOLT, 4" FROM EACH END OF EACH "Z" BAR THRU SIGN PANEL AND "Z" BAR. SEE DETAILS A & C.
 17. FABRICATE EACH SIGN WITH 3/8" DIA. THRU BOLT CENTERED IN EACH PANEL THRU THE TOP AND BOTTOM "Z" BAR. CENTERED THRU BOLT REQUIRED IN END PANELS GREATER THAN 2'-0" WIDE. SEE DETAILS A & C.
 18. THRU BOLTS WILL HAVE A MINIMUM 1/16" TO MAXIMUM 1/8" GAP

STATE OF NORTH CAROLINA
DEPT. OF TRANSPORTATION
DIVISION OF HIGHWAYS
RALEIGH, N.C.

2-19

ENGLISH DETAIL DRAWING FOR
TYPE 'A' SIGNS
WELDED STUD CONSTRUCTION


SHEET 1 OF 2
901D10

**REVISED SIGNING
ROADWAY STANDARD DRAWING**

REVISED ROADWAY STANDARD DRAWING
901.10 SHEET 1 OF 2

\$\$\$\$\$SYTIME\$\$\$\$\$
\$\$\$\$\$DDGN\$\$\$\$\$
\$\$\$\$\$USERNAME\$\$\$\$\$

03/20/19
S:\\$DDU\Standards Group\Standards and Drawings\Drawings\2018 Standard Dwg\Division 9 Final\09010_sgn_sht101_type a_sgn_2-19.dgn
User:stokes

TIP NO.	SHEET NO.
DocuSigned by:	
APPROVED:	<i>Matthew V. Springer</i>
DATE:	3/21/2019
SEAL	
	

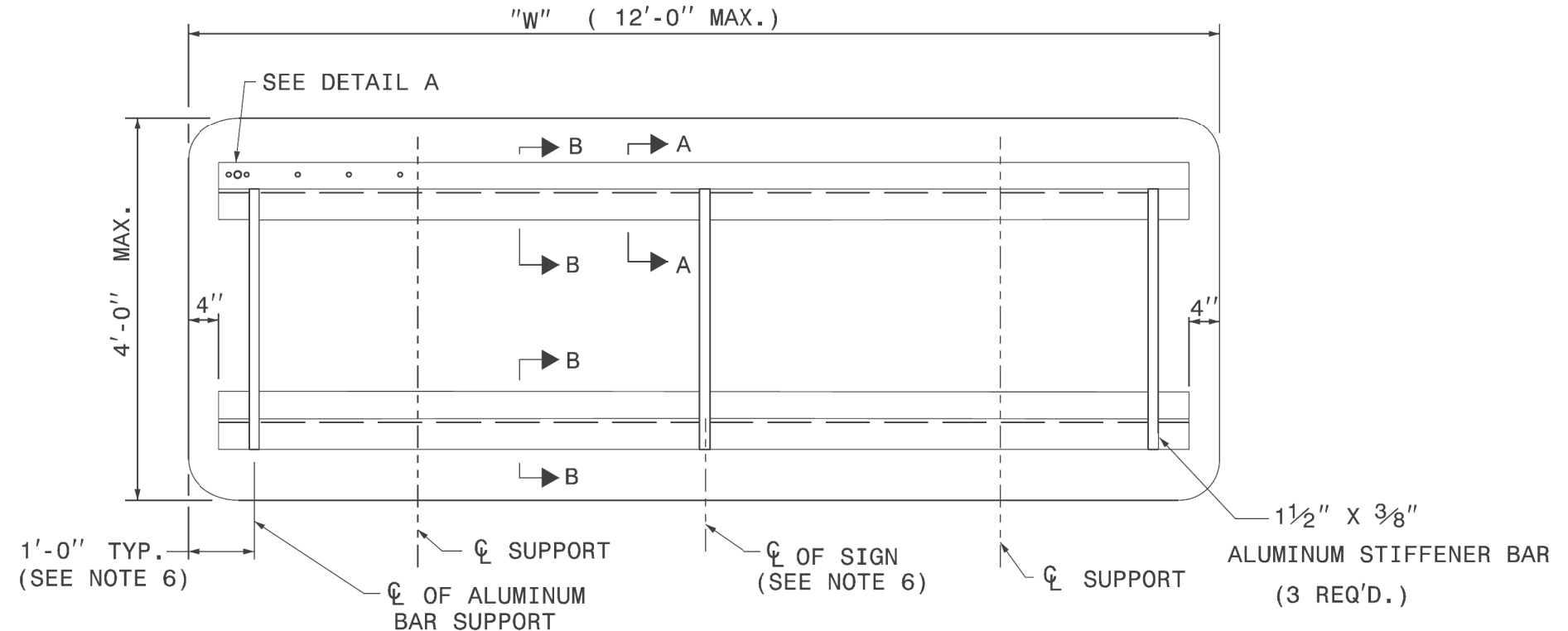
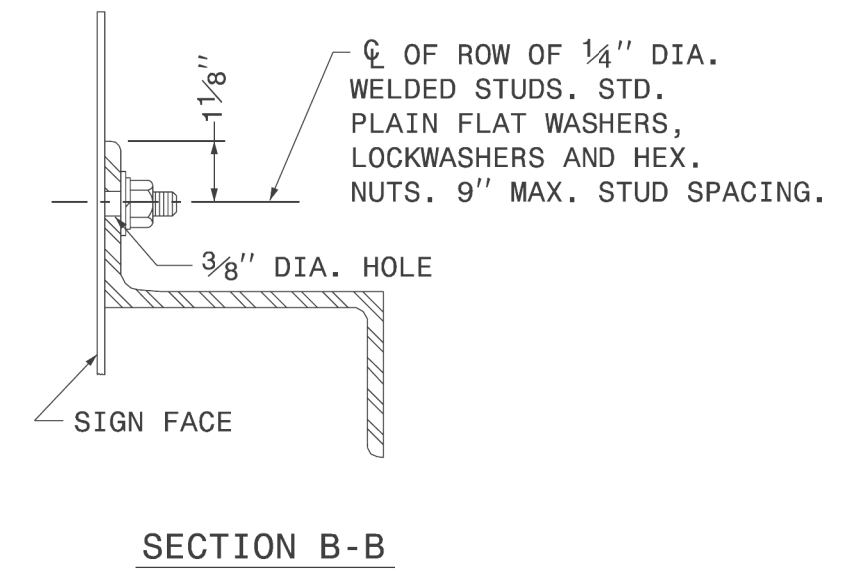
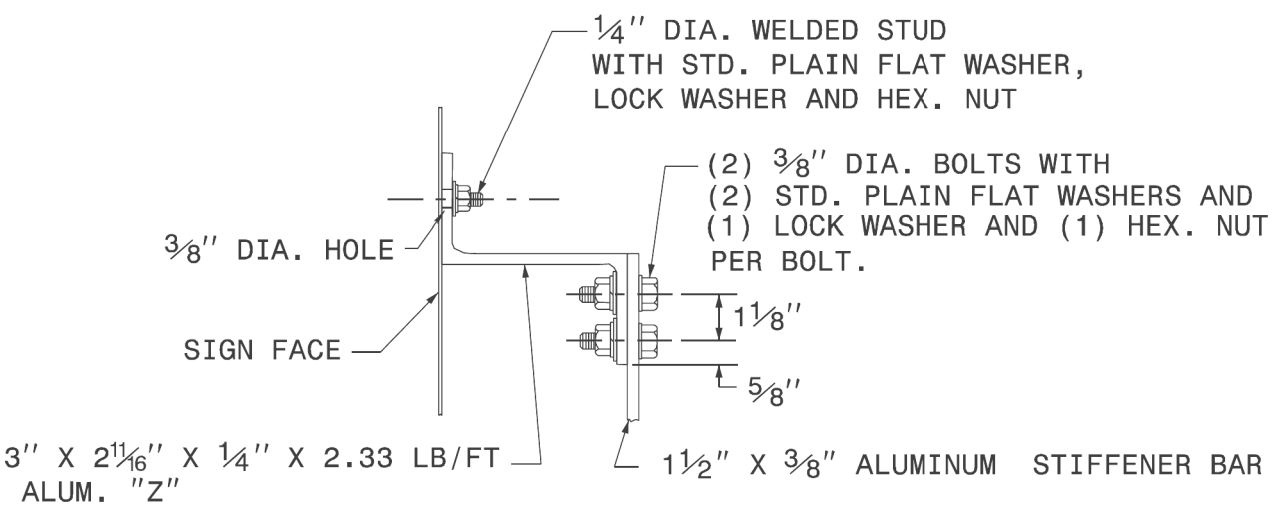
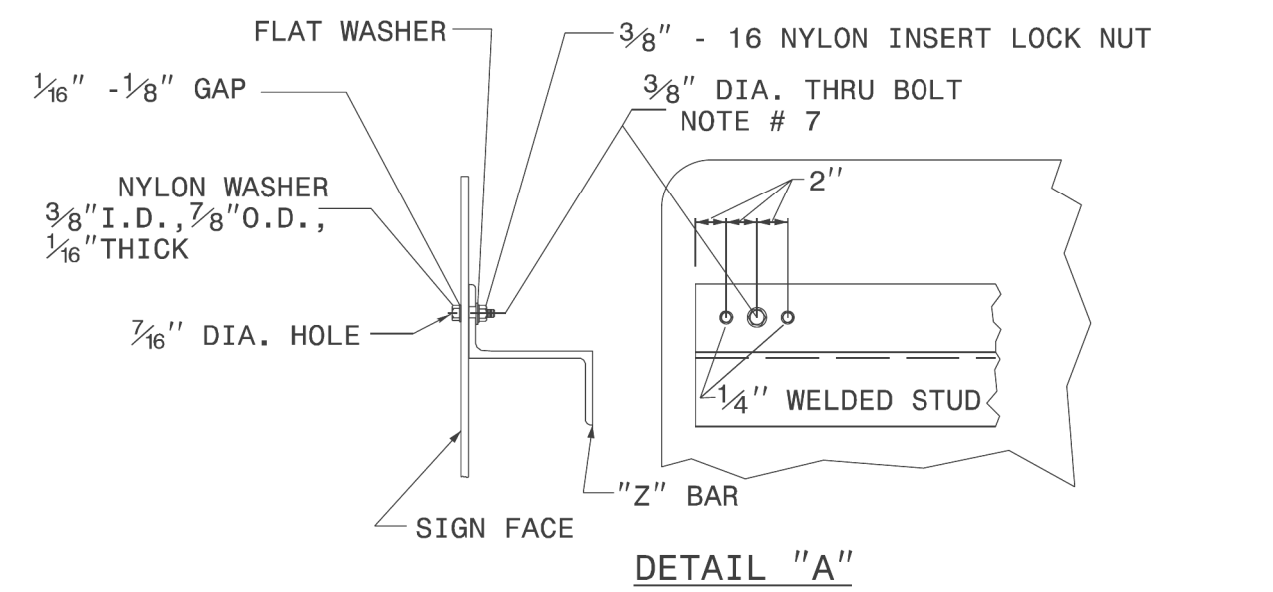
STATE OF NORTH CAROLINA
DEPT. OF TRANSPORTATION
DIVISION OF HIGHWAYS
RALEIGH, N.C.

2-19

ENGLISH DETAIL DRAWING FOR
TYPE 'B' SIGNS
WELDED STUD CONSTRUCTION

03/20/18 SAN\011\Standards Group\Standards and Drawings\Drawings\2018 Standard Dwg\Division 9 Final\090120_sgn_type_b_sgn_2-19.dgn User:rdstokes

SHEET 1 OF 1
901D20



- NOTES:**
1. USE NUMBER AND SIZE OF SUPPORTS SHOWN ON SUPPORT CHART IN PROJECT PLAN SHEETS.
 2. SEE NCDOT STANDARD SPECIFICATIONS FOR ROADS AND STRUCTURES FOR THE TYPE OF MATERIAL TO BE USED FOR SIGN PANELS, HANGER ASSEMBLIES AND SUPPORTS.
 3. FURNISH ALL MOUNTING HARDWARE.
 4. USE GALVANIZED STEEL FOR BACKING PLATES AND MOUNTING BOLTS.
 5. THE VERTICAL DIMENSION BETWEEN PRIMARY AND SECONDARY SIGNS IS TWO (2) INCHES.
 6. ADJUST STIFFENERS TO AVOID CONFLICT WITH SUPPORTS.
 7. FABRICATE EACH SIGN WITH A 3/8" DIA. BOLT 4" FROM EACH END OF EACH "Z" BAR THRU SIGN PANEL AND "Z" BAR.
 8. SEE ROADWAY STANDARD 901.70 FOR SUPPORT AND "Z" BAR SPACING.
 9. SEE ROADWAY STANDARD 901.80 FOR DETAILS SHOWING SIGN MOUNTING TO SUPPORTS.
 10. PLACE NYLON WASHER UNDER HEAD OF 3/8" THRU BOLT.
 11. THRU BOLTS WILL HAVE A MINIMUM 1/16" TO MAXIMUM 1/8" GAP.

STATE OF NORTH CAROLINA
DEPT. OF TRANSPORTATION
DIVISION OF HIGHWAYS
RALEIGH, N.C.

2-19

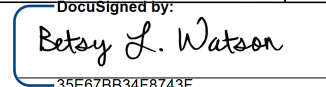


ENGLISH DETAIL DRAWING FOR
TYPE 'B' SIGNS
WELDED STUD CONSTRUCTION

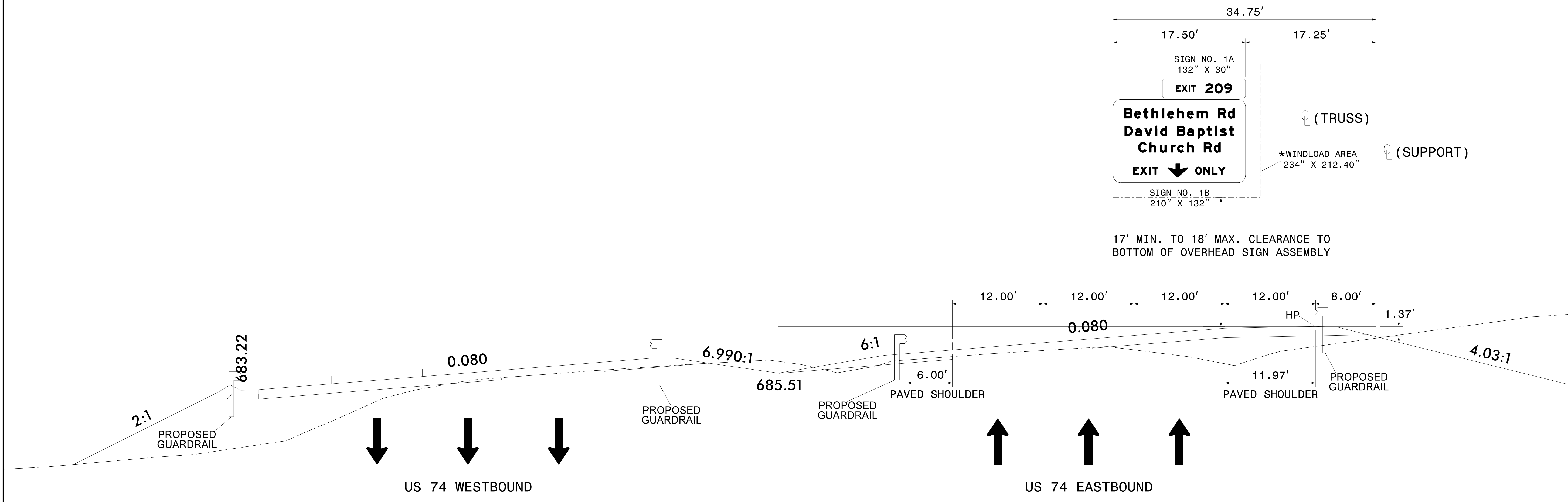
SHEET 1 OF 1
901D20

**REVISED SIGNING
ROADWAY STANDARD DRAWING**

REVISED ROADWAY STANDARD DRAWING
901.20 SHEET 1 OF 1

\$\$\$\$\$SYTIME\$\$\$\$\$
\$\$\$\$\$DGN\$\$\$\$\$
\$\$\$\$\$USERNAME\$\$\$\$\$

TIP NO. R-2707E	SHEET NO. SIGN-3
APPROVED:  <small>DESIGNED BY: Betsy L. Watson</small> <small>ISSUED: 7/23/2023</small>	
DATE: 4/27/2023	
SEAL	
	
DOCUMENT NOT CONSIDERED FINAL UNLESS ALL SIGNATURES COMPLETED	
	





NOTES:

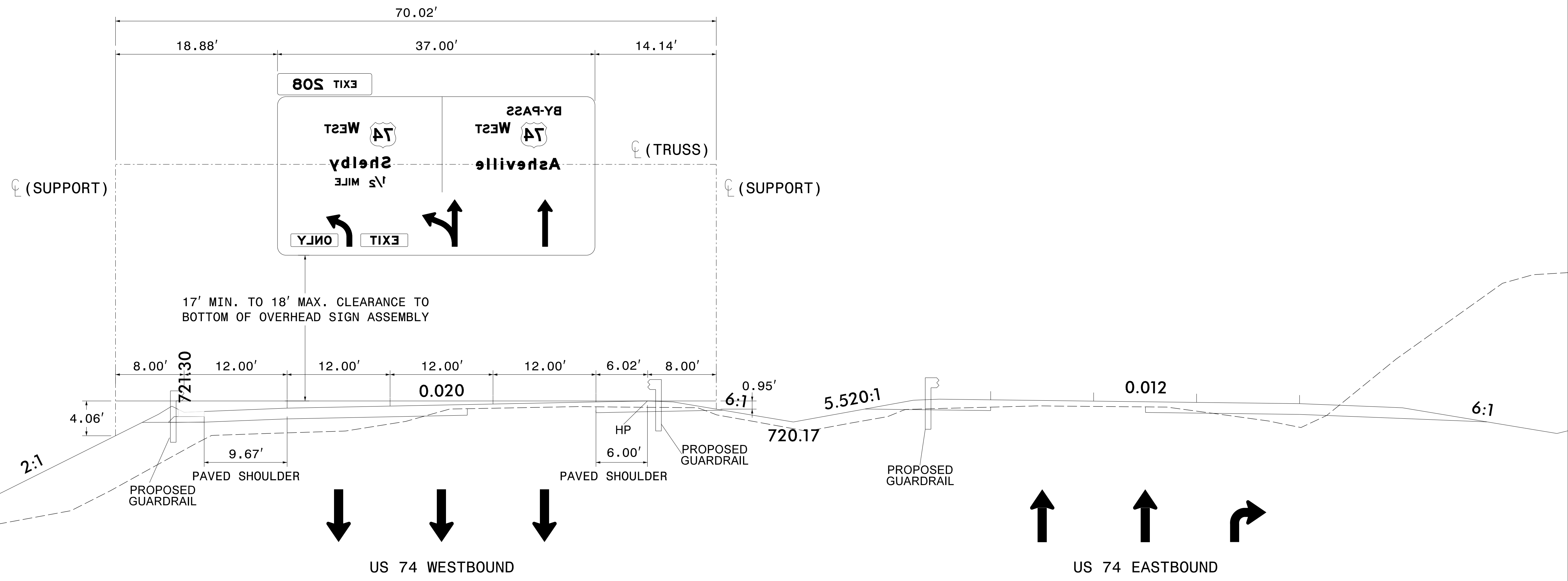
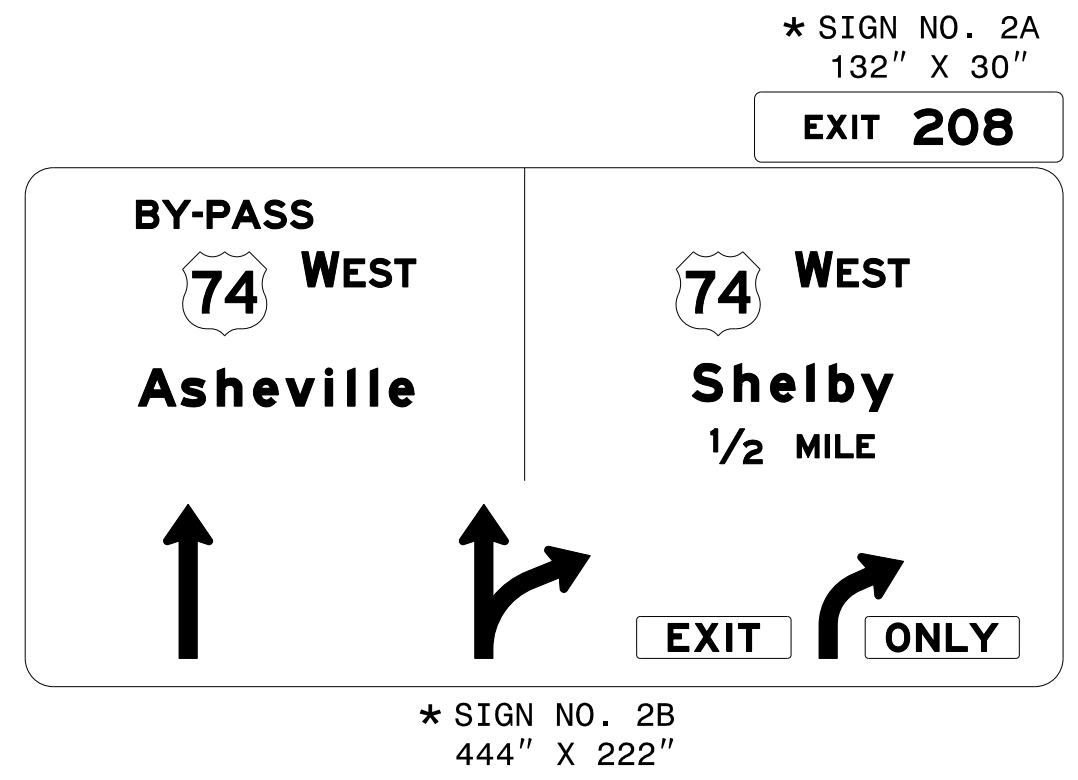
- IF CONTRACTOR BIDS ALUMINUM SIGN STRUCTURE, EACH SHALL BE PROVIDED WITH AN APPROVED HIGHWAY TRUSS DAMPER DEVICE IN ACCORDANCE WITH AASHTO SPECIFICATIONS.
- MOUNT SIGNS VERTICALLY CENTERED ON HORIZONTAL MEMBER OF STRUCTURE.
- FIELD VERIFICATION SHALL BE REQUIRED FOR ALL FOOTING ELEVATIONS, PER THE LATEST NCDOT STANDARD SPECIFICATIONS FOR ROADS AND STRUCTURES. PROVIDE FIELD VERIFICATION TO THE SIGNING SECTION.
- THE TOP OF THE FOOTING SHALL EXTEND AT LEAST 4 INCHES AND NOT MORE THAN 24 INCHES ABOVE THE HIGHEST POINT OF THE GROUND SURFACE AT THE FOOTING.
- SIGN HANGERS AND ATTACHMENT HARDWARE SHALL BE PROVIDED AND INSTALLED ON THE ASSEMBLY TO ACCOMMODATE ALL SIGNS SHOWN IN THIS PLAN SHEET.
- DESIGN AND CONSTRUCTION REQUIREMENTS FOR SIGN STRUCTURES SHALL ACCOMMODATE WIND VELOCITY OF 90 M.P.H.

* THESE DIMENSIONS SHALL BE USED FOR WIND LOAD AND DEAD LOAD COMPUTATIONS IN DESIGN OF STRUCTURE AND FOOTINGS. DESIGN AND CONSTRUCTION REQUIREMENTS FOR SIGN STRUCTURES SHALL ACCOMMODATE WIND VELOCITY OF 90 M.P.H.

SIGN STRUCTURE 220501
 OVERHEAD SIGN STRUCTURE 'A'
 US 74
 -L- STA 864+00

\$\$\$SYTIME\$\$\$
 \$\$\$SERVAVM\$\$\$

TIP NO. R-2707E	SHEET NO. SIGN-3A
APPROVED: <i>Betsy L. Watson</i> <small>DESIGNED BY: Betsy L. Watson <small>ISSUED FOR: 356978834F743F</small></small>	
DATE: 4/27/2023	
SEAL	
	
DOCUMENT NOT CONSIDERED FINAL UNLESS ALL SIGNATURES COMPLETED	
	



NOTES:


- IF CONTRACTOR BIDS ALUMINUM SIGN STRUCTURE, EACH SHALL BE PROVIDED WITH AN APPROVED HIGHWAY TRUSS DAMPER DEVICE IN ACCORDANCE WITH AASHTO SPECIFICATIONS.
- MOUNT SIGNS VERTICALLY CENTERED ON HORIZONTAL MEMBER OF STRUCTURE.
- FIELD VERIFICATION SHALL BE REQUIRED FOR ALL FOOTING ELEVATIONS, PER THE LATEST NCDOT STANDARD SPECIFICATIONS FOR ROADS AND STRUCTURES. PROVIDE FIELD VERIFICATION TO THE SIGNING SECTION.
- THE TOP OF THE FOOTING SHALL EXTEND AT LEAST 4 INCHES AND NOT MORE THAN 24 INCHES ABOVE THE HIGHEST POINT OF THE GROUND SURFACE AT THE FOOTING.
- SIGN HANGERS AND ATTACHMENT HARDWARE SHALL BE PROVIDED AND INSTALLED ON THE ASSEMBLY TO ACCOMMODATE ALL SIGNS SHOWN IN THIS PLAN SHEET.
- DESIGN AND CONSTRUCTION REQUIREMENTS FOR SIGN STRUCTURES SHALL ACCOMMODATE WIND VELOCITY OF 90 M.P.H.

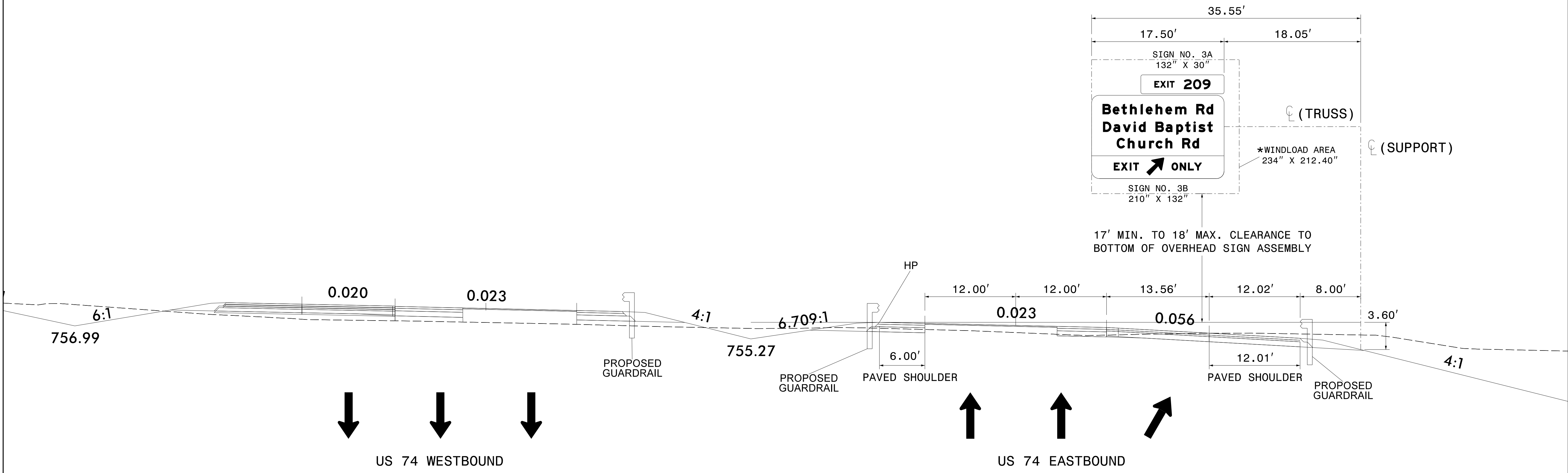
* THESE DIMENSIONS SHALL BE USED FOR WIND LOAD AND DEAD LOAD COMPUTATIONS IN DESIGN OF STRUCTURE AND FOOTINGS. DESIGN AND CONSTRUCTION REQUIREMENTS FOR SIGN STRUCTURES SHALL ACCOMMODATE WIND VELOCITY OF 90 M.P.H.

SIGN STRUCTURE 220502

OVERHEAD SIGN STRUCTURE 'B'
US 74
-L- STA 871+00

\$\$\$SYTIME\$\$\$
 \$\$\$SERIAL\$\$\$
 \$\$\$DATE\$\$\$

TIP NO. R-2707E	SHEET NO. SIGN-3B
APPROVED: <i>Betsy L. Watson</i> <small>DESIGNED BY: Betsy L. Watson</small> <small>ISSUED FOR: 4/27/2023</small>	
DATE: 4/27/2023	
SEAL	
	
DOCUMENT NOT CONSIDERED FINAL UNLESS ALL SIGNATURES COMPLETED	





NOTES:

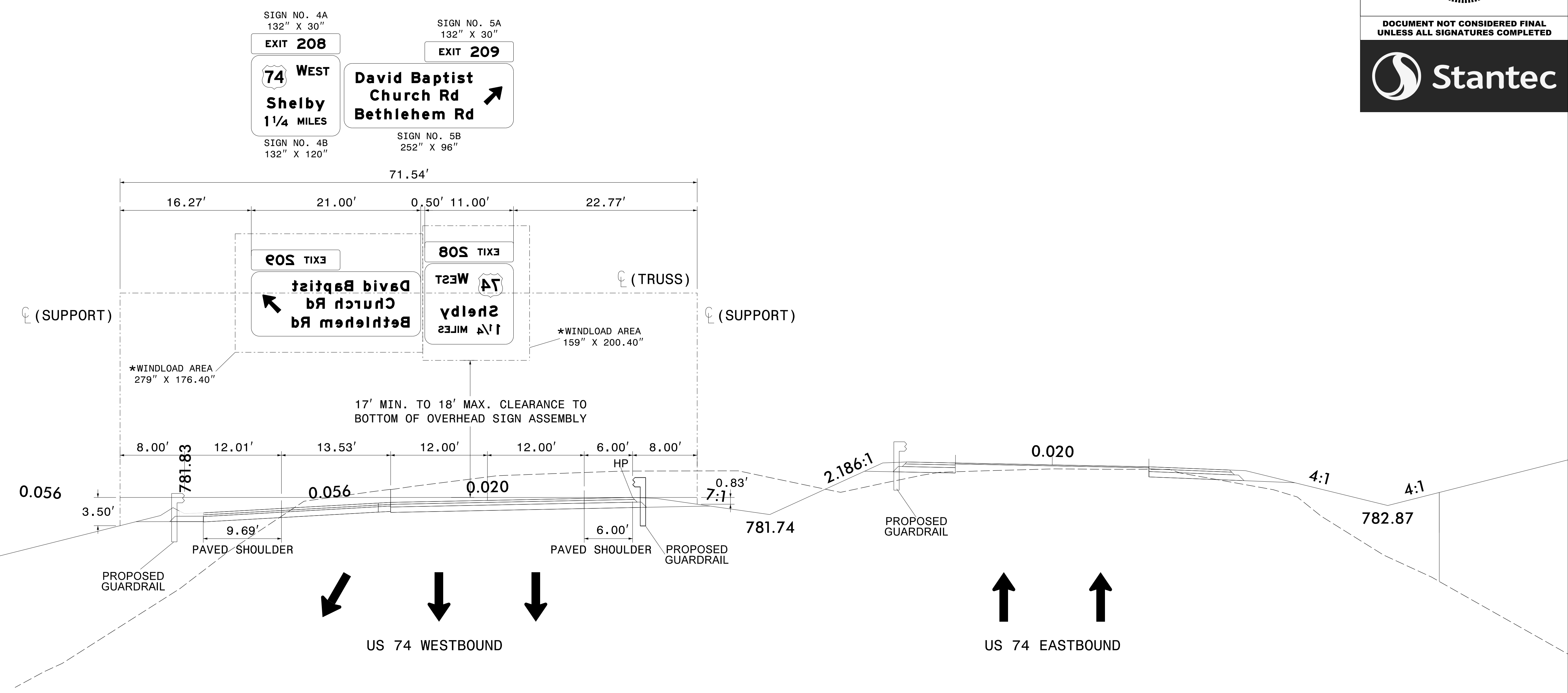
- IF CONTRACTOR BIDS ALUMINUM SIGN STRUCTURE, EACH SHALL BE PROVIDED WITH AN APPROVED HIGHWAY TRUSS DAMPER DEVICE IN ACCORDANCE WITH AASHTO SPECIFICATIONS.
- MOUNT SIGNS VERTICALLY CENTERED ON HORIZONTAL MEMBER OF STRUCTURE.
- FIELD VERIFICATION SHALL BE REQUIRED FOR ALL FOOTING ELEVATIONS, PER THE LATEST NCDOT STANDARD SPECIFICATIONS FOR ROADS AND STRUCTURES. PROVIDE FIELD VERIFICATION TO THE SIGNING SECTION.
- THE TOP OF THE FOOTING SHALL EXTEND AT LEAST 4 INCHES AND NOT MORE THAN 24 INCHES ABOVE THE HIGHEST POINT OF THE GROUND SURFACE AT THE FOOTING.
- SIGN HANGERS AND ATTACHMENT HARDWARE SHALL BE PROVIDED AND INSTALLED ON THE ASSEMBLY TO ACCOMMODATE ALL SIGNS SHOWN IN THIS PLAN SHEET.
- DESIGN AND CONSTRUCTION REQUIREMENTS FOR SIGN STRUCTURES SHALL ACCOMMODATE WIND VELOCITY OF 90 M.P.H.

* THESE DIMENSIONS SHALL BE USED FOR WIND LOAD AND DEAD LOAD COMPUTATIONS IN DESIGN OF STRUCTURE AND FOOTINGS. DESIGN AND CONSTRUCTION REQUIREMENTS FOR SIGN STRUCTURES SHALL ACCOMMODATE WIND VELOCITY OF 90 M.P.H.

SIGN STRUCTURE 220503
OVERHEAD SIGN STRUCTURE 'C'
US 74
-L- STA 878+00

\$\$\$SYTIME\$\$\$
 \$\$\$SERIAL\$\$\$
 \$\$\$DATE\$\$\$

TIP NO. R-2707E	SHEET NO. SIGN-3C
APPROVED: <i>Betsy L. Watson</i> DATE: 4/27/2023	
SEAL 	
DOCUMENT NOT CONSIDERED FINAL UNLESS ALL SIGNATURES COMPLETED	
	



NOTES:

- IF CONTRACTOR BIDS ALUMINUM SIGN STRUCTURE, EACH SHALL BE PROVIDED WITH AN APPROVED HIGHWAY TRUSS DAMPER DEVICE IN ACCORDANCE WITH AASHTO SPECIFICATIONS.
- MOUNT SIGNS VERTICALLY CENTERED ON HORIZONTAL MEMBER OF STRUCTURE.
- FIELD VERIFICATION SHALL BE REQUIRED FOR ALL FOOTING ELEVATIONS, PER THE LATEST NCDOT STANDARD SPECIFICATIONS FOR ROADS AND STRUCTURES. PROVIDE FIELD VERIFICATION TO THE SIGNING SECTION.
- THE TOP OF THE FOOTING SHALL EXTEND AT LEAST 4 INCHES AND NOT MORE THAN 24 INCHES ABOVE THE HIGHEST POINT OF THE GROUND SURFACE AT THE FOOTING.
- SIGN HANGERS AND ATTACHMENT HARDWARE SHALL BE PROVIDED AND INSTALLED ON THE ASSEMBLY TO ACCOMMODATE ALL SIGNS SHOWN IN THIS PLAN SHEET.
- DESIGN AND CONSTRUCTION REQUIREMENTS FOR SIGN STRUCTURES SHALL ACCOMMODATE WIND VELOCITY OF 90 M.P.H.

* THESE DIMENSIONS SHALL BE USED FOR WIND LOAD AND DEAD LOAD COMPUTATIONS IN DESIGN OF STRUCTURE AND FOOTINGS. DESIGN AND CONSTRUCTION REQUIREMENTS FOR SIGN STRUCTURES SHALL ACCOMMODATE WIND VELOCITY OF 90 M.P.H.

SIGN STRUCTURE 220504
OVERHEAD SIGN STRUCTURE 'D'
US 74
-L- STA 905+00

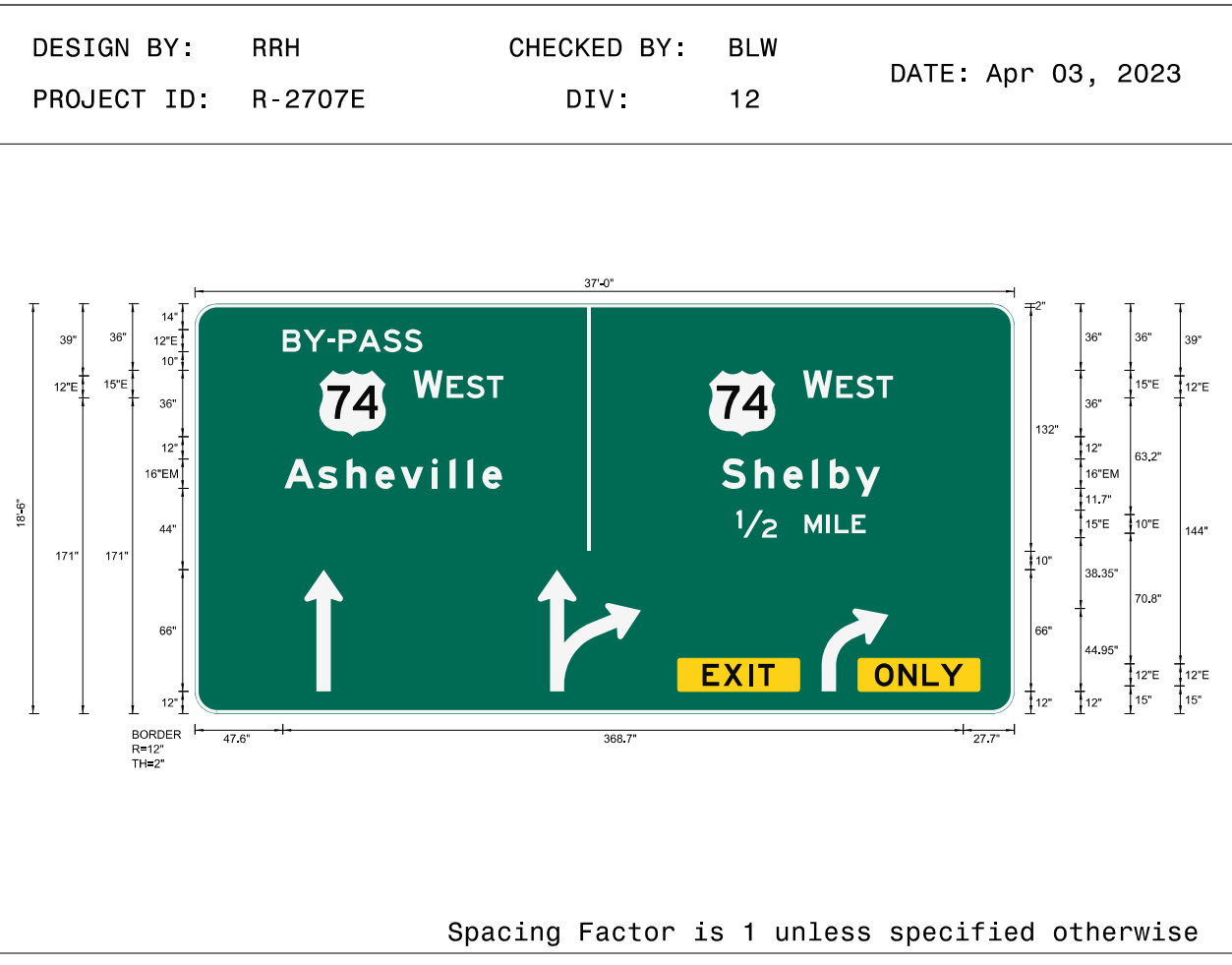
\$\$\$SYTIME\$\$\$
 \$\$\$SERVNAME\$\$\$

SIGN NUMBER: 2B
 TYPE: A
 QUANTITY: 1
 SIGN WIDTH: 444"
 HEIGHT: 222"
 TOTAL AREA: 684.5 Sq.Ft.
 BORDER TYPE: FLUSH
 RADIUS: 12"
 WIDTH: 2"
 RECESS: 0"
 NO. Z BARS: 6
 LENGTH: 436.0

BACKG COLOR: Green
 COPY COLOR: White

SYMBOL	X	Y	WID	HT
M1_4	67.4	150	36	36
M1_4	278.5	150	36	36
AR_THRU	59.2	12	21	66
AR_THRU_RIGHT	485.7	12	56	66
AR_RIGHT_ONLY	39.6	12	36.2	45

MAT'L: 0.125" (3.2MM) ALUMINUM



- USE NOTES
- Legend and border (except those that are colored black) shall be direct applied Grade A sheeting.
 - Background shall be Grade C reflective sheeting.
 - Shields; A, B, and C type arrows shall be on 0.032" (0.8mm) aluminum and demountable.
 - Yellow panel shall be Grade C sheeting with direct applied black non-reflective sheeting for legend. RADII: 1.88"

LETTER POSITIONS

Letter spacings are to start of next letter

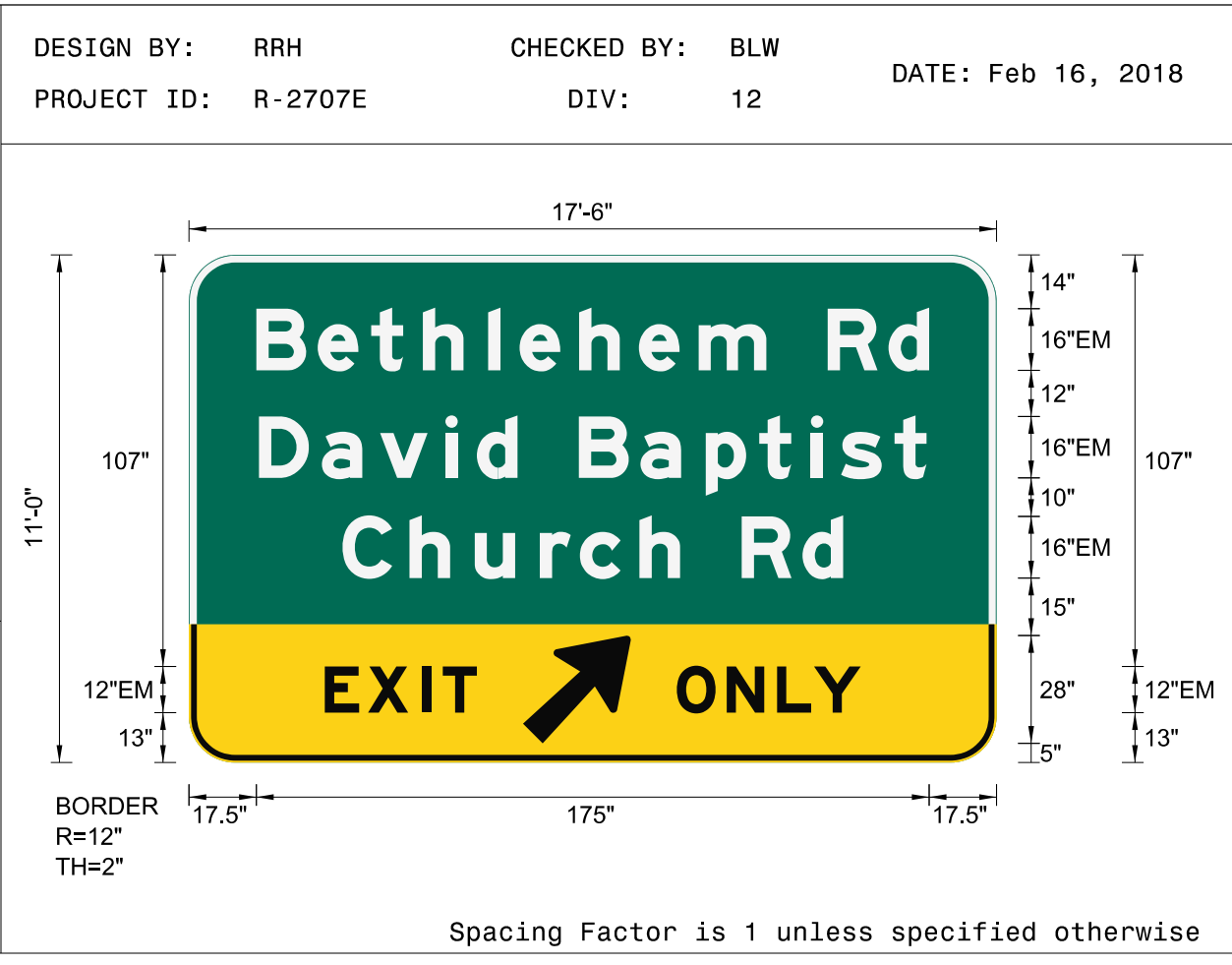
	B	Y	-	P	A	S	S		Series/Size Text Length		
	47.6	11	13.1	6.1	10.7	13.6	11.4	9.7	320.8	E 2000	
										75.6	
	W	E	S	T						E 2000	
	118.4	15.9	2.2	10.7	11	9	276.8			48.8	
	W	E	S	T						E 2000	
	329.5	15.9	2.2	10.7	11	9	65.7			48.8	
	A	s	h	e	v	i	l	l	e	EM 2000	
	48.4	18.2	15.5	15.5	13.8	17	9.6	9.6	8.2	10.6	277.7
	S	h	e	l	b	y				EM 2000	
	285.4	17.9	15.5	15.5	9.6	13.8	13.6	72.7		85.9	
	1/2	M	I	L	E					E 2000	
	293.3	22	15	12	4.4	9.2	7.5	80.6		70.1	
	E	X	I	T						E 2000	
	275	11.4	13.8	5	9	129.8				39.2	
	O	N	L	Y						E 2000	
	368.4	12.8	12.8	10	12.2	27.7				47.9	

SIGN NUMBER: 3B
 TYPE: A
 QUANTITY: 1
 SIGN WIDTH: 210"
 HEIGHT: 132"
 TOTAL AREA: 192.5 Sq.Ft.
 BORDER TYPE: FLUSH
 RADIUS: 12"
 WIDTH: 2"
 RECESS: 0"
 NO. Z BARS: 3
 LENGTH: 202.0

BACKG COLOR: Green
 COPY COLOR: White

SYMBOL	X	Y	WID	HT
AR_Type A	86.9	5	22.6	35.6

MAT'L: 0.125" (3.2MM) ALUMINUM



- USE NOTES
- Legend and border (except those that are colored black) shall be direct applied Grade A sheeting.
 - Background shall be Grade C reflective sheeting.
 - Shields; A, B, and C type arrows shall be on 0.032" (0.8mm) aluminum and demountable.
 - Bottom panel shall be yellow Grade C sheeting on background with black recessed border. RADII:11.5" THICKNESS:1.5" RECESS:0.5"

LETTER POSITIONS

Letter spacings are to start of next letter

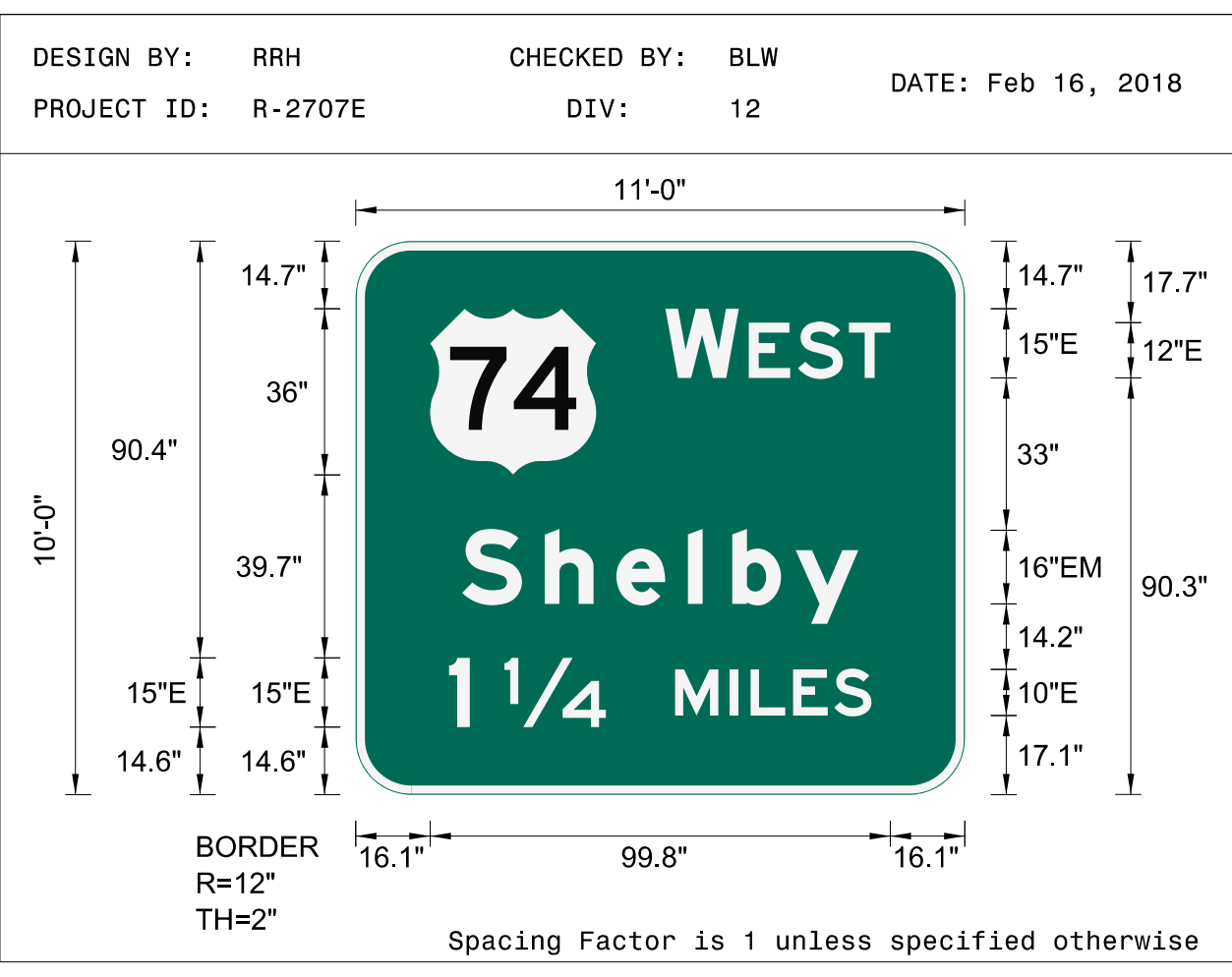
	B	e	t	h	l	e	h	e	m	R	d		Series/Size Text Length		
	17.5	16	13.9	13.4	17	8.2	15.5	15.5	15.5	17.6	16	15.8	10.6	17.5	
	D	a	v	i	d	B	a	p	t	i	s	t		EM 2000	
	18.2	16.3	15.2	17	8.2	10.6	16	16	17	13.9	13.4	7.8	13.9	8.3	18.2
	C	h	u	r	c	h	R	d						EM 2000	
	39.9	17.4	17	17	10.4	15.5	10.6	16	15.8	10.6	39.9			130.2	
	E	X	I	T										EM 2000	
	35.3	11.2	14	5.4	8.9	135.1								39.5	
	O	N	L	Y										EM 2000	
	126.9	13	13.1	9.6	12.1	35.3								47.8	

SIGN NUMBER: 4B
 TYPE: A
 QUANTITY: 1
 SIGN WIDTH: 132"
 HEIGHT: 120"
 TOTAL AREA: 110.0 Sq.Ft.
 BORDER TYPE: FLUSH
 RADIUS: 12"
 WIDTH: 2"
 RECESS: 0"
 NO. Z BARS: 3
 LENGTH: 124.0

BACKG COLOR: Green
 COPY COLOR: White

SYMBOL	X	Y	WID	HT
M1_4	16.1	69.4	36	36

MAT'L: 0.125" (3.2MM) ALUMINUM



- USE NOTES
- Legend and border (except those that are colored black) shall be direct applied Grade A sheeting.
 - Background shall be Grade C reflective sheeting.
 - Shields; A, B, and C type arrows shall be on 0.032" (0.8mm) aluminum and demountable.

LETTER POSITIONS

Letter spacings are to start of next letter

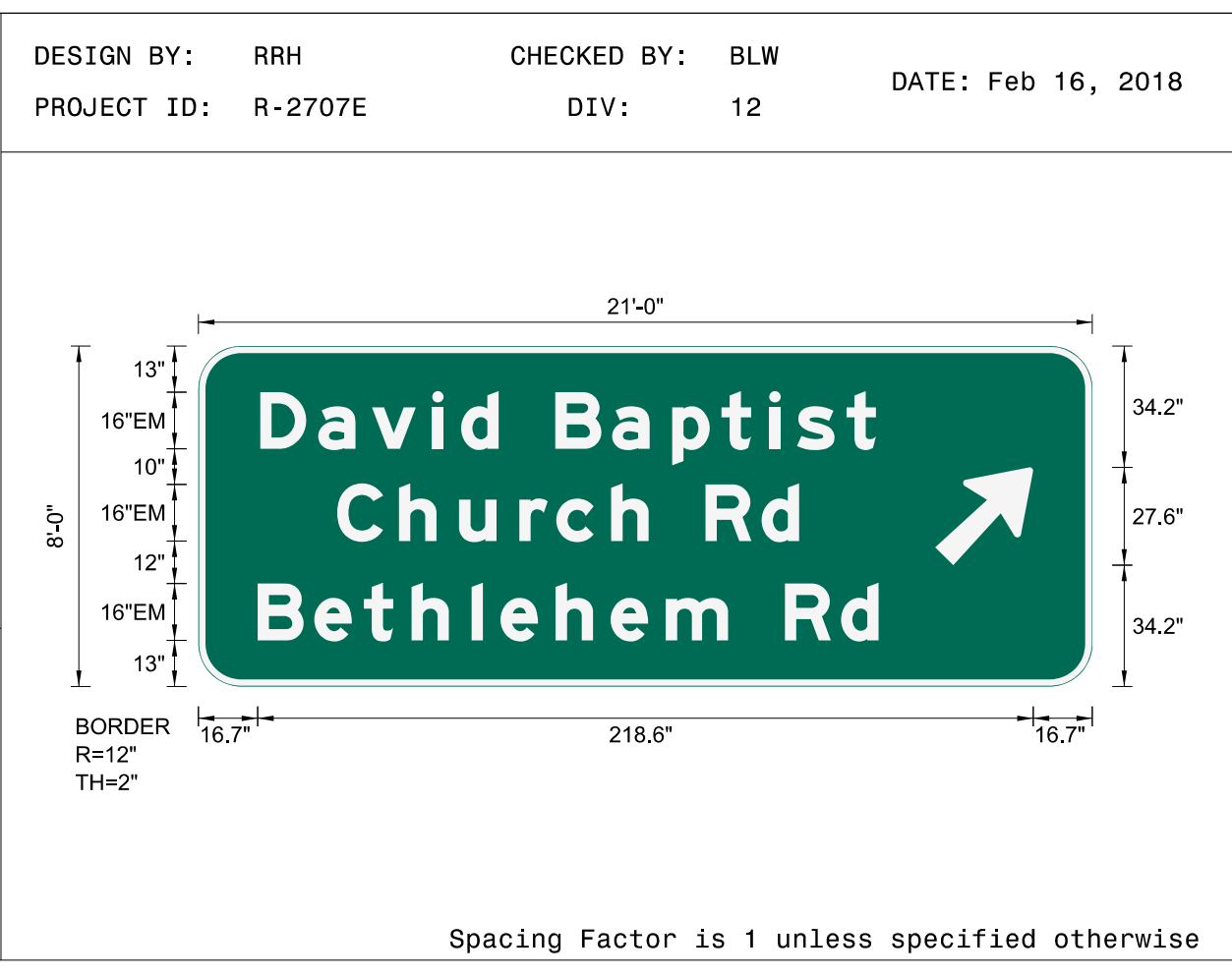
	W	E	S	T					Series/Size Text Length		
	67.1	15.9	2.2	10.7	11	9	16.1		E 2000		
									48.8		
	S	h	e	l	b	y			EM 2000		
	23	17.9	15.5	15.5	9.6	13.8	13.6	23	85.9		
	1	1/4	M	I	L	E	S		E 2000		
	20.2	4.5	7.5	22	15	12	4.4	9.2	8.9	8.1	20.2

SIGN NUMBER: 5B
 TYPE: A
 QUANTITY: 1
 SIGN WIDTH: 252"
 HEIGHT: 96"
 TOTAL AREA: 168.0 Sq.Ft.
 BORDER TYPE: FLUSH
 RADIUS: 12"
 WIDTH: 2"
 RECESS: 0"
 NO. Z BARS: 3
 LENGTH: 244.0

BACKG COLOR: Green
 COPY COLOR: White

SYMBOL	X	Y	WID	HT
AR_Type A	207.7	34.2	22.3	35

MAT'L: 0.125" (3.2MM) ALUMINUM



- USE NOTES
- Legend and border (except those that are colored black) shall be direct applied Grade A sheeting.
 - Background shall be Grade C reflective sheeting.
 - Shields; A, B, and C type arrows shall be on 0.032" (0.8mm) aluminum and demountable.

LETTER POSITIONS

Letter spacings are to start of next letter

	D	a	v	i	d	B	a	p	t	i	s	t		Series/Size Text Length	
	17.4	16.3	15.2	17	8.2	10.6	16	16	17	13.9	13.4	7.8	13.9	8.3	61
	C	h	u	r	c	h	R	d						EM 2000	
	39.1	17.4	17	17	10.4	15.5	10.6	16	15.8	10.6	82.7			130.2	
	B	e	t	h	l	e	h	e	m	R	d			EM 2000	
	16.7	16	13.9	13.4	17	8.2	15.5	15.5	15.5	17.6	16	15.8	10.6	60.3	

TIP NO. R-2707E SHEET NO. SIGN-4A

APPROVED: *Betsy L. Watson*

DATE: 4/27/2023

SEAL

DOCUMENT NOT CONSIDERED FINAL UNLESS ALL SIGNATURES COMPLETED

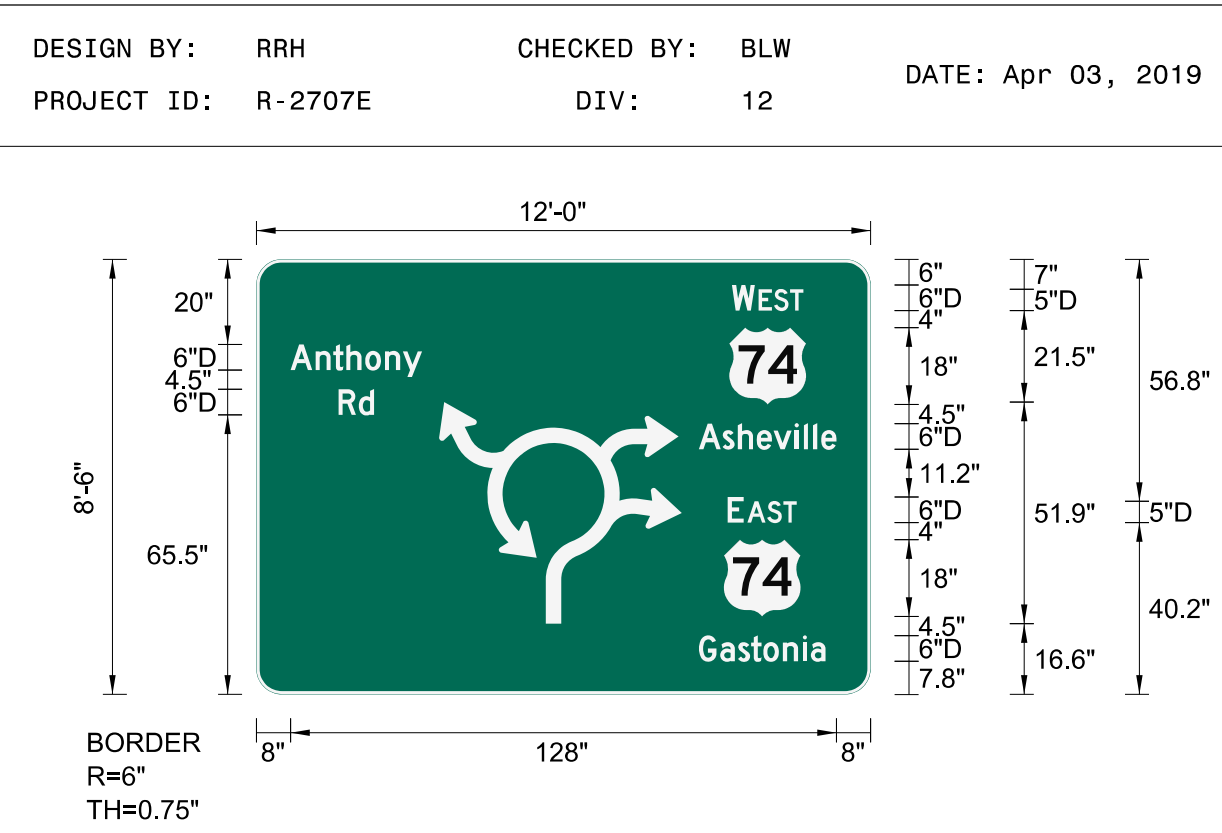
\$\$\$\$\$SYTIME\$\$\$\$\$
 \$\$\$\$\$\$DGN\$\$\$\$\$
 \$\$\$\$\$\$USERNAM\$\$\$\$\$

SIGN NUMBER: 108
 TYPE: A
 QUANTITY: 1

BACKG COLOR: Green
 COPY COLOR: White

SYMBOL	X	Y	WID	HT
M1_4	110.9	68	18	18
M1_4	109.6	18.2	18	18
ARROW 3	42.9	16.6	51.9	56.9

MAT'L: 0.125" (3.2MM) ALUMINUM



- USE NOTES
- Legend and border (except those that are colored black) shall be direct applied Grade C sheeting.
 - Background shall be Grade C reflective sheeting.
 - Shields; A, B, and C type arrows shall be on 0.032" (0.8mm) aluminum and demountable.

Spacing Factor is 1 unless specified otherwise

LETTER POSITIONS

Letter spacings are to start of next letter

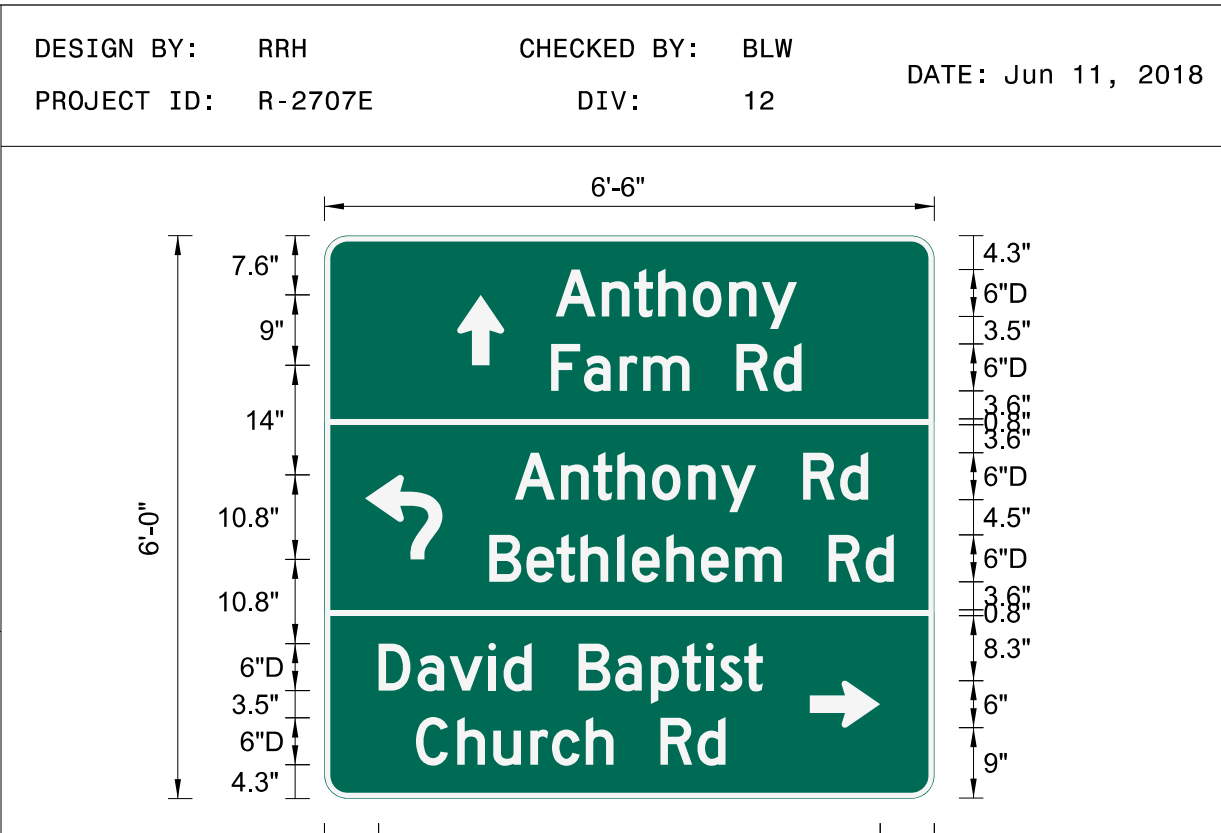
W	E	S	T	Series/Size Text Length
111.5	5.3	0.9	3.6	D 2000 16.7
A	n	t	h	D 2000 30.8
8	5.9	4.1	3.1	D 2000 8.3
R	d			D 2000 32.2
19.3	4.7	3.6	116.4	D 2000 16.2
A	s	h	e	D 2000 29.6
103.8	5.5	3.6	4.4	D 2000 16.7
E	A	S	T	D 2000 30.8
110.5	3.7	0.9	4.7	D 2000 16.2
G	a	s	t	D 2000 29.6
103.8	5	4.2	3.1	D 2000 16.7

SIGN NUMBER: 109
 TYPE: A
 QUANTITY: 1

BACKG COLOR: Green
 COPY COLOR: White

SYMBOL	X	Y	WID	HT
AR_Type D	17	55.4	6	9
LT_ARROW	5.2	30.6	9.9	10.8
AR_Type D	62.1	9.1	6	9

MAT'L: 0.125" (3.2MM) ALUMINUM



- USE NOTES
- Legend and border (except those that are colored black) shall be direct applied Grade C sheeting.
 - Background shall be Grade C reflective sheeting.

Spacing Factor is 1 unless specified otherwise

LETTER POSITIONS

Letter spacings are to start of next letter

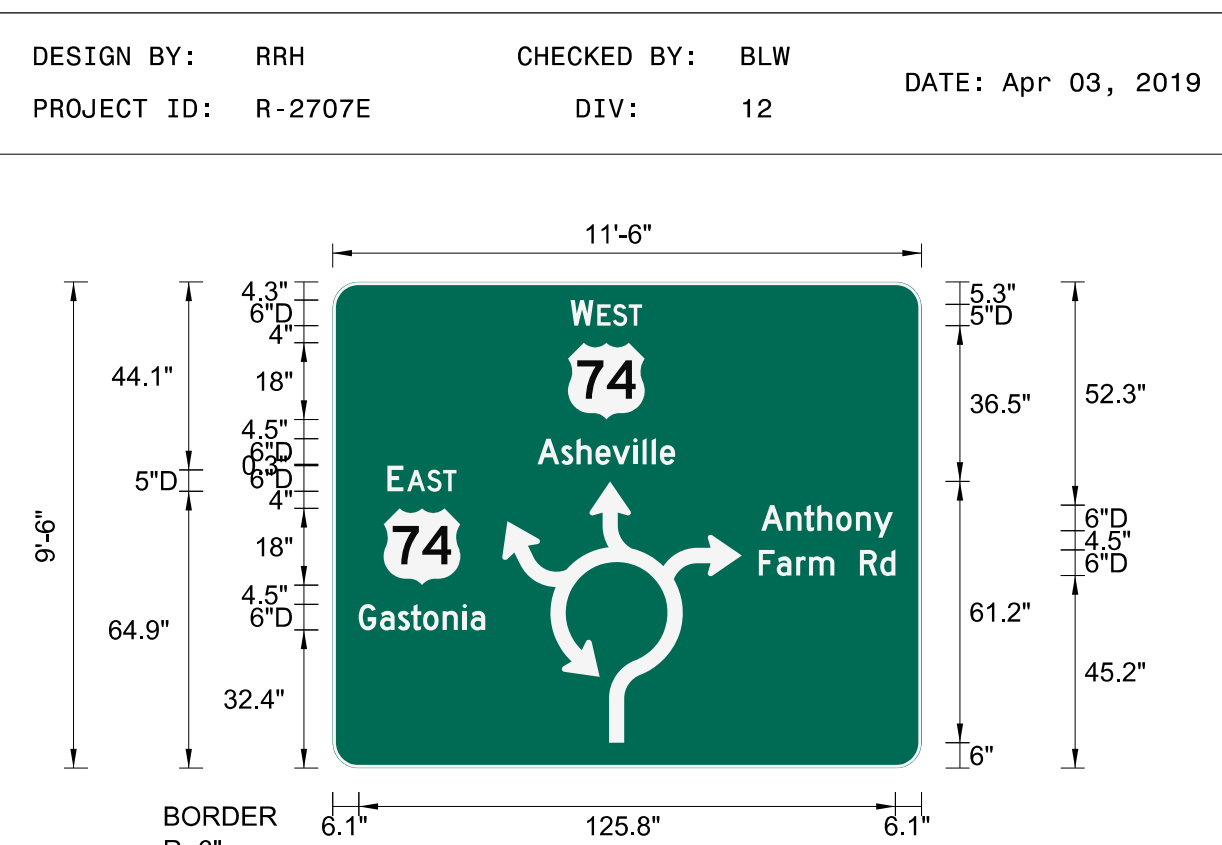
A	n	t	h	o	n	y	Series/Size Text Length
29.6	5.9	4.1	3.1	4.4	4.6	4.2	D 2000 30.8
F	a	r	m	R	d		D 2000 32
29	4.2	4.6	3	5.9	6	4.7	D 2000 45.2
A	n	t	h	o	n	y	D 2000 51.7
24.4	5.9	4.1	3.1	4.4	4.6	4.2	D 2000 49.1
B	e	t	h	l	e	h	D 2000 39.6
21.1	4.7	3.8	3.1	4.7	1.9	4.4	D 2000 26.7
D	a	v	i	d	B	a	D 2000 16.7
6.9	5	4.1	5	1.9	3.6	6	D 2000 16.7
C	h	u	r	c	h	R	D 2000 16.7
11.7	5.3	4.6	4.7	2.8	4.3	3.5	D 2000 16.7

SIGN NUMBER: 110
 TYPE: A
 QUANTITY: 1

BACKG COLOR: Green
 COPY COLOR: White

SYMBOL	X	Y	WID	HT
M1_4	55.1	81.7	18	18
M1_4	11.9	42.9	18	18
ARROW 2	39.7	6	56.2	61.2

MAT'L: 0.125" (3.2MM) ALUMINUM



- USE NOTES
- Legend and border (except those that are colored black) shall be direct applied Grade C sheeting.
 - Background shall be Grade C reflective sheeting.
 - Shields; A, B, and C type arrows shall be on 0.032" (0.8mm) aluminum and demountable.

Spacing Factor is 1 unless specified otherwise

LETTER POSITIONS

Letter spacings are to start of next letter

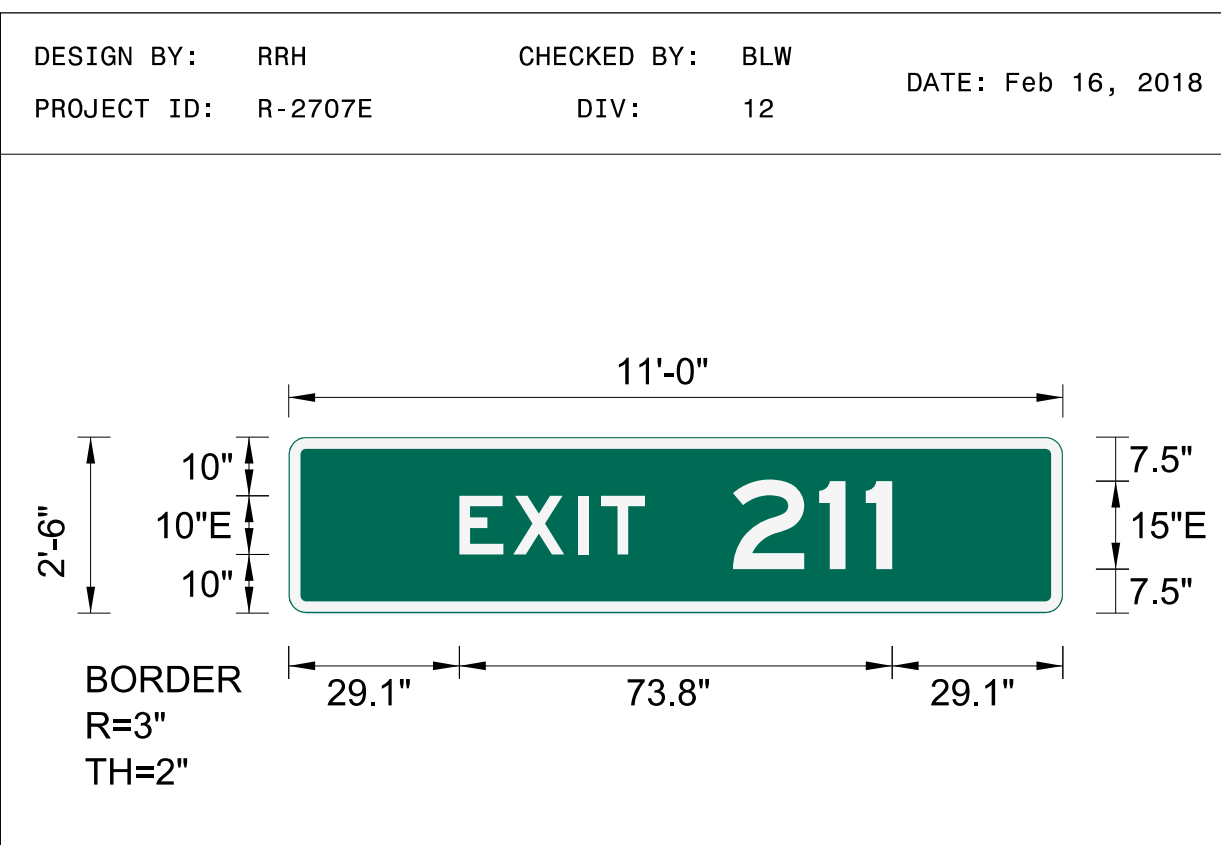
W	E	S	T	Series/Size Text Length
55.8	5.3	0.9	3.6	D 2000 16.7
A	s	h	e	D 2000 32.2
48	5.5	3.6	4.4	D 2000 16.2
E	A	S	T	D 2000 30.8
12.8	3.7	0.9	4.7	D 2000 16.2
A	n	t	h	D 2000 30.8
100.5	5.9	4.1	3.1	D 2000 32
F	a	r	m	D 2000 16.2
99.9	4.2	4.6	3	D 2000 16.2
G	a	s	t	D 2000 29.6
6.1	5	4.2	3.1	D 2000 16.7

SIGN NUMBER: 111A,112A,117A,118A,119A,121A
 TYPE: B
 QUANTITY: 6

BACKG COLOR: Green
 COPY COLOR: White

SYMBOL	X	Y	WID	HT

MAT'L: 0.125" (3.2MM) ALUMINUM



- USE NOTES
- Legend and border (except those that are colored black) shall be direct applied Grade C sheeting.
 - Background shall be Grade C reflective sheeting.

Spacing Factor is 1 unless specified otherwise

LETTER POSITIONS

Letter spacings are to start of next letter

E	X	I	T	Series/Size Text Length
29.1	9.2	11.1	3.8	E 2000 31.6
2	1	1		E 2000 27.2
75.7	14.7	8	4.5	

TIP NO. R-2707E SHEET NO. SIGN-4D

APPROVED: *Betsy L. Watson*

DATE: 4/27/2023

SEAL

DOCUMENT NOT CONSIDERED FINAL
 UNLESS ALL SIGNATURES COMPLETED

\$\$\$\$\$SYTIME\$\$\$\$\$
 \$\$\$DGN\$\$\$\$\$
 \$\$\$USERNAME\$\$\$\$\$

GROUND MOUNTED TYPE 'A' & 'B' SIGNS

SIGN NUMBER: 111B
 TYPE: A
 QUANTITY: 1

BACKG COLOR: Green
 COPY COLOR: White

SYMBOL	X	Y	WID	HT
M1_4	96	67.4	36	36

MAT'L: 0.125" (3.2MM) ALUMINUM

DESIGN BY: RRH CHECKED BY: BLW DATE: Feb 16, 2018
 PROJECT ID: R-2707E DIV: 12



USE NOTES

- Legend and border (except those that are colored black) shall be direct applied Grade C sheeting.
- Background shall be Grade C reflective sheeting.
- Shields; A, B, and C type arrows shall be on 0.032" (0.8mm) aluminum and demountable.

LETTER POSITIONS

Letter spacings are to start of next letter

	B	U	S	I	N	E	S	S								Series/Size	
																Text Length	
70.9	12.1	12.1	12.1	5.3	12.8	10.7	11.4	9.7	70.9								E 2000
																86.3	
16.1	16.3	12	15.8	15.2	13.6	16	15.4	15.8	9.6	15.4	8.3	16	15.8	10.6	16.1	EM 2000	
																195.8	
68.2	4.5	7.5	22	15	12	4.4	9.2	8.9	8.1	68.2						E 2000	
																91.6	

Spacing Factor is 1 unless specified otherwise

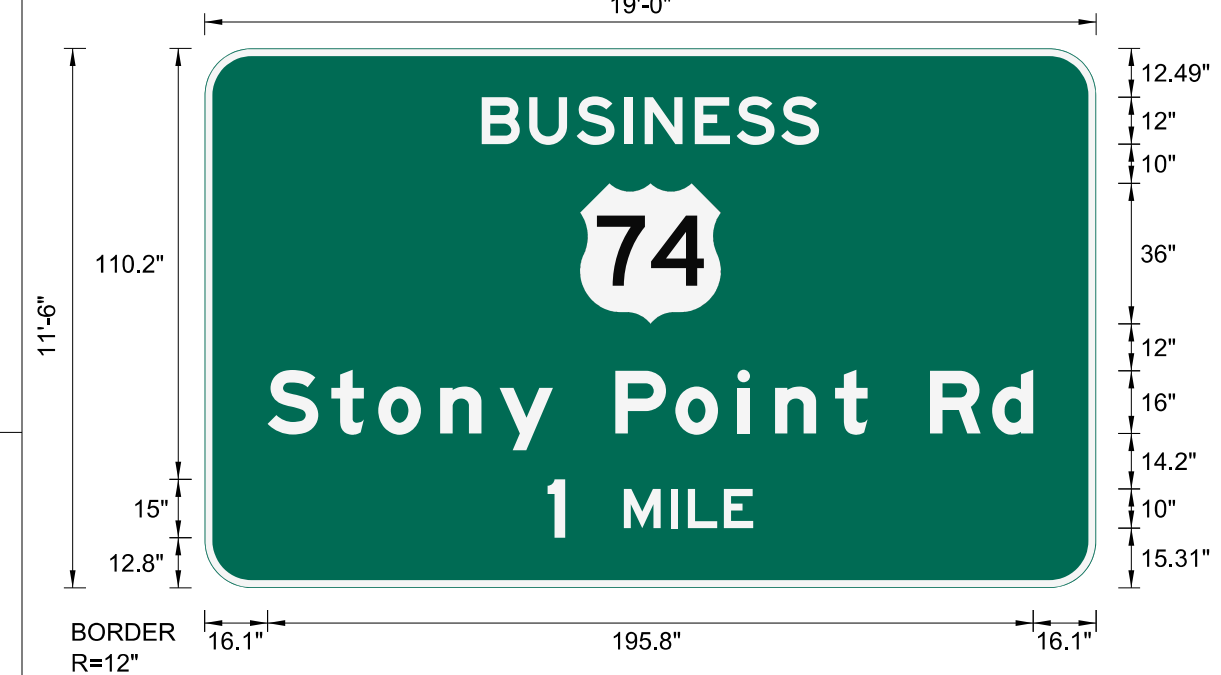
SIGN NUMBER: 112B
 TYPE: A
 QUANTITY: 1

BACKG COLOR: Green
 COPY COLOR: White

SYMBOL	X	Y	WID	HT
M1_4	96	67.5	36	36

MAT'L: 0.125" (3.2MM) ALUMINUM

DESIGN BY: RRH CHECKED BY: BLW DATE: Oct 27, 2022
 PROJECT ID: R-2707E DIV: 12



USE NOTES

- Legend and border (except those that are colored black) shall be direct applied Grade C sheeting.
- Background shall be Grade C reflective sheeting.
- Shields; A, B, and C type arrows shall be on 0.032" (0.8mm) aluminum and demountable.

LETTER POSITIONS

Letter spacings are to start of next letter

	B	U	S	I	N	E	S	S								Series/Size	
																Text Length	
70.9	12.1	12.1	12.1	5.3	12.8	10.7	11.4	9.7	70.9								E 2000
																86.3	
16.1	16.3	12	15.8	15.2	13.6	16	15.4	15.8	9.6	15.4	8.3	16	15.8	10.6	16.1	EM 2000	
																195.8	
87.7	4.5	15	12	4.4	9.2	7.5	87.7								E 2000		
																52.6	

Spacing Factor is 1 unless specified otherwise

SIGN NUMBER: 113
 TYPE: A
 QUANTITY: 1

BACKG COLOR: Green
 COPY COLOR: White

SYMBOL	X	Y	WID	HT

MAT'L: 0.125" (3.2MM) ALUMINUM

DESIGN BY: RRH CHECKED BY: BLW DATE: Feb 16, 2018
 PROJECT ID: R-2707E DIV: 12



USE NOTES

- Legend and border (except those that are colored black) shall be direct applied Grade C sheeting.
- Background shall be Grade C reflective sheeting.

LETTER POSITIONS

Letter spacings are to start of next letter

	K	i	n	g	s	M	o	u	n	t	a	i	n			Series/Size
																Text Length
13	13.8	8	12.9	12.6	8.8	13.3	15.7	13.2	14.1	12.8	10	14.1	8	8.8	13	EM 2000
																166
40	10.7	8.9	9.8	7.5	12	11.3	12	8.9	10.7	3.5	8.6	8.1	40			E 2000
																112

Spacing Factor is 1 unless specified otherwise

SIGN NUMBER: 114A,116A
 TYPE: B
 QUANTITY: 2

BACKG COLOR: Green
 COPY COLOR: White

SYMBOL	X	Y	WID	HT

MAT'L: 0.125" (3.2MM) ALUMINUM

DESIGN BY: RRH CHECKED BY: BLW DATE: Feb 16, 2018
 PROJECT ID: R-2707E DIV: 12



USE NOTES

- Legend and border (except those that are colored black) shall be direct applied Grade C sheeting.
- Background shall be Grade C reflective sheeting.


LETTER POSITIONS

Letter spacings are to start of next letter

	E	X	I	T												Series/Size	
																Text Length	
21.7	9.2	11.1	3.8	7.5	78.7												E 2000
																	31.6
68.3	14.7	15.2	12.2	21.7												E 2000	
																42	

Spacing Factor is 1 unless specified otherwise

APPROVED: Betsy L. Watson



DOCUMENT NOT CONSIDERED FINAL
 UNLESS ALL SIGNATURES COMPLETED



SIGN NUMBER: 114B
 TYPE: A
 QUANTITY: 1
 SIGN WIDTH: 210"
 HEIGHT: 126"
 TOTAL AREA: 183.8 Sq.Ft.
 BORDER TYPE: FLUSH
 RADII: 12"
 WIDTH: 2"
 RECESS: 0"
 NO. Z BARS: 3
 LENGTH: 202.0

BACKG COLOR: Green
 COPY COLOR: White

SYMBOL	X	Y	WID	HT

MAT'L: 0.125" (3.2MM) ALUMINUM

DESIGN BY: RRH CHECKED BY: BLW DATE: Feb 16, 2018
 PROJECT ID: R-2707E DIV: 12

Spacing Factor is 1 unless specified otherwise

USE NOTES
 1. Legend and border (except those that are colored black) shall be direct applied Grade C sheeting.
 2. Background shall be Grade C reflective sheeting.

LETTER POSITIONS

Letter spacings are to start of next letter

Letter spacings are to start of next letter													Series/Size Text Length	
D	a	v	i	d	B	a	p	t	i	s	t			EM 2000
18.2	16.3	15.2	17	8.2	10.6	16	17	13.9	13.4	7.8	13.9	8.3	18.2	173.6
C	h	u	r	c	h	R	d							EM 2000
39.9	17.4	17	17	10.4	15.5	10.6	16	15.8	10.6	39.9				130.2
B	e	t	h	l	e	h	e	m	R	d				EM 2000
17.5	16	13.9	13.4	17	8.2	15.5	15.5	17.6	16	15.8	10.6	17.5		175
1/2	M	I	L	E										E 2000
70	22	15	12	4.4	9.2	7.5	70							70.1

SIGN NUMBER: 115
 TYPE: A
 QUANTITY: 1
 SIGN WIDTH: 138"
 HEIGHT: 102"
 TOTAL AREA: 97.8 Sq.Ft.
 BORDER TYPE: FLUSH
 RADII: 12"
 WIDTH: 2"
 RECESS: 0"
 NO. Z BARS: 3
 LENGTH: 130.0

BACKG COLOR: Blue / Brown
 COPY COLOR: White

SYMBOL	X	Y	WID	HT

MAT'L: 0.125" (3.2MM) ALUMINUM

DESIGN BY: RRH CHECKED BY: BLW DATE: Feb 16, 2018
 PROJECT ID: R-2707E DIV: 12

Spacing Factor is 1 unless specified otherwise

USE NOTES
 1. Legend and border (except those that are colored black) shall be direct applied Grade C sheeting.
 2. Background shall be Grade C reflective sheeting.

LETTER POSITIONS

Letter spacings are to start of next letter

Letter spacings are to start of next letter													Series/Size Text Length	
M	o	s	s	L	a	k	e							EM 2000
15.5	15.7	11.7	11.4	8.8	13.3	11.6	14.1	11.7	8.8	15.5				107.1
H	o	s	p	i	t	a	l							EM 2000
26.5	14.1	11.7	12.9	12.9	6.6	10	14.1	2.7	26.5					85
E	X	I	T	2	1	1								E 2000
32.6	8.9	10.7	3.5	7.5	15	14.7	8	4.5	32.6					72.8

SIGN NUMBER: 116B
 TYPE: A
 QUANTITY: 1
 SIGN WIDTH: 210"
 HEIGHT: 126"
 TOTAL AREA: 183.8 Sq.Ft.
 BORDER TYPE: FLUSH
 RADII: 12"
 WIDTH: 2"
 RECESS: 0"
 NO. Z BARS: 3
 LENGTH: 202.0

BACKG COLOR: Green
 COPY COLOR: White

SYMBOL	X	Y	WID	HT

MAT'L: 0.125" (3.2MM) ALUMINUM

DESIGN BY: RRH CHECKED BY: BLW DATE: Feb 16, 2018
 PROJECT ID: R-2707E DIV: 12

Spacing Factor is 1 unless specified otherwise

USE NOTES
 1. Legend and border (except those that are colored black) shall be direct applied Grade C sheeting.
 2. Background shall be Grade C reflective sheeting.

LETTER POSITIONS

Letter spacings are to start of next letter

Letter spacings are to start of next letter													Series/Size Text Length	
D	a	v	i	d	B	a	p	t	i	s	t			EM 2000
18.2	16.3	15.2	17	8.2	10.6	16	17	13.9	13.4	7.8	13.9	8.3	18.2	173.6
C	h	u	r	c	h	R	d							EM 2000
39.9	17.4	17	17	10.4	15.5	10.6	16	15.8	10.6	39.9				130.2
B	e	t	h	l	e	h	e	m	R	d				EM 2000
17.5	16	13.9	13.4	17	8.2	15.5	15.5	17.6	16	15.8	10.6	17.5		175
1	M	I	L	E										E 2000
78.7	4.5	15	12	4.4	9.2	7.5	78.7							52.6

SIGN NUMBER: 117B,118B
 TYPE: A
 QUANTITY: 2
 SIGN WIDTH: 228"
 HEIGHT: 150"
 TOTAL AREA: 237.5 Sq.Ft.
 BORDER TYPE: FLUSH
 RADII: 12"
 WIDTH: 2"
 RECESS: 0"
 NO. Z BARS: 4
 LENGTH: 220.0

BACKG COLOR: Green
 COPY COLOR: White

SYMBOL	X	Y	WID	HT
M1_4	96	77.6	36	36
AR_Type A	100.2	10	22.3	35

MAT'L: 0.125" (3.2MM) ALUMINUM

DESIGN BY: RRH CHECKED BY: BLW DATE: Feb 16, 2018
 PROJECT ID: R-2707E DIV: 12

Spacing Factor is 1 unless specified otherwise

USE NOTES
 1. Legend and border (except those that are colored black) shall be direct applied Grade C sheeting.
 2. Background shall be Grade C reflective sheeting.
 3. Shields; A, B, and C type arrows shall be on 0.032" (0.8mm) aluminum and demountable.

LETTER POSITIONS

Letter spacings are to start of next letter

Letter spacings are to start of next letter													Series/Size Text Length			
B	U	S	I	N	E	S	S							E 2000		
70.9	12.1	12.1	12.1	5.3	12.8	10.7	11.4	9.7	70.9					86.3		
S	t	o	n	y	P	o	i	n	t	R	d			EM 2000		
16.1	16.3	12	15.8	15.2	13.6	16	15.4	15.8	9.6	15.4	8.3	16	15.8	10.6	16.1	195.8

TIP NO. R-2707E SHEET NO. SIGN-4F
 APPROVED: *Betsy L. Watson*
 DATE: 4/27/2023
 SEAL: 29449
 DOCUMENT NOT CONSIDERED FINAL UNLESS ALL SIGNATURES COMPLETED

\$\$\$\$\$SYTIME\$\$\$\$\$
 \$\$\$\$\$\$DGN\$\$\$\$\$
 \$\$\$\$\$\$USERNAME\$\$\$\$\$

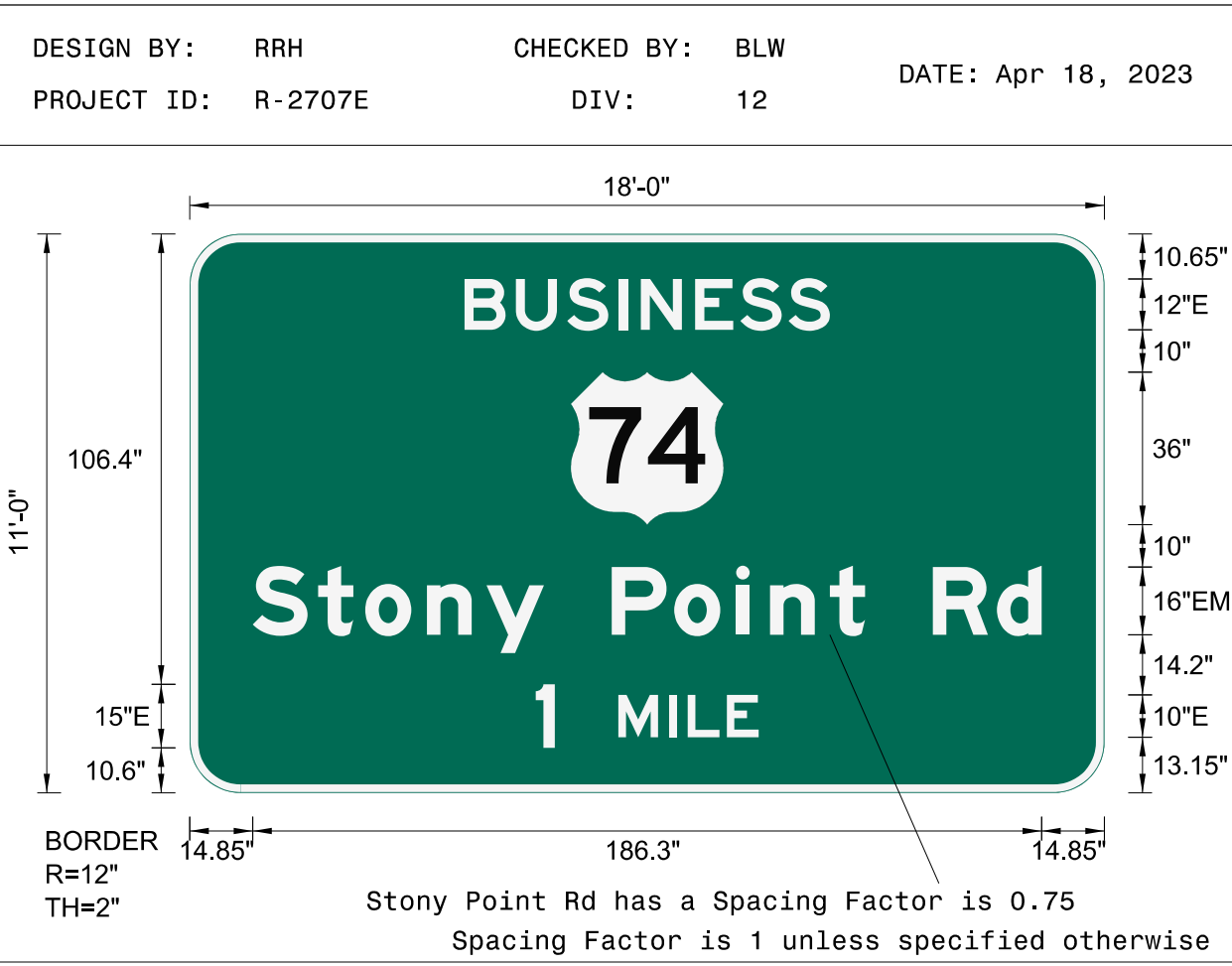
GROUND MOUNTED TYPE 'A' & 'B' SIGNS

SIGN NUMBER: 119B
 TYPE: A
 QUANTITY: 1
 SIGN WIDTH: 216"
 HEIGHT: 132"
 TOTAL AREA: 198.0 Sq.Ft.
 BORDER TYPE: FLUSH
 RADII: 12"
 WIDTH: 2"
 RECESS: 0"
 NO. Z BARS: 3
 LENGTH: 208.0

BACKG COLOR: Green
 COPY COLOR: White

SYMBOL	X	Y	WID	HT
M1_4	90	63.4	36	36

MAT'L: 0.125" (3.2MM) ALUMINUM



USE NOTES

- Legend and border (except those that are colored black) shall be direct applied Grade C sheeting.
- Background shall be Grade C reflective sheeting.
- Shields; A, B, and C type arrows shall be on 0.032" (0.8mm) aluminum and demountable.

LETTER POSITIONS

Letter spacings are to start of next letter

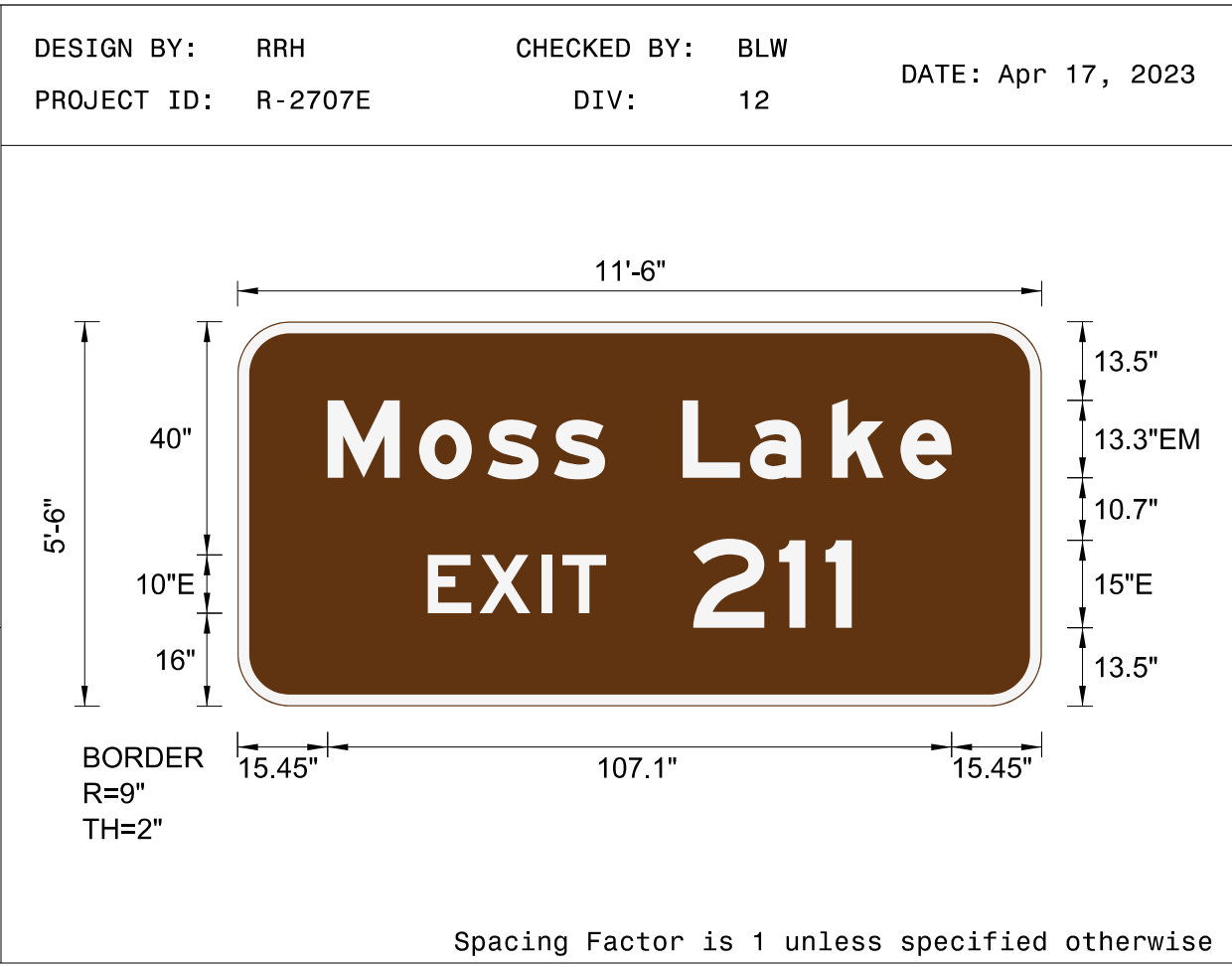
Letter spacings are to start of next letter													Series/Size Text Length			
B	U	S	I	N	E	S	S						E 2000			
64.9	12.1	12.1	12.1	5.3	12.8	10.7	11.4	9.7	64.9				86.3			
S	t	o	n	y	P	o	i	n	t	R	d		EM 2000			
14.8	15.5	11.1	14.6	14	13.6	16	14.8	14.6	8	14.2	8.3	16	15.1	10.6	14.8	186.3
1		M	I	L	E								E 2000			
81.7	4.5	15	12	4.4	9.2	7.5	81.7						52.6			

SIGN NUMBER: 120
 TYPE: A
 QUANTITY: 1
 SIGN WIDTH: 138"
 HEIGHT: 66"
 TOTAL AREA: 63.3 Sq.Ft.
 BORDER TYPE: FLUSH
 RADII: 9"
 WIDTH: 2"
 RECESS: 0"
 NO. Z BARS: 2
 LENGTH: 130.0

BACKG COLOR: Brown
 COPY COLOR: White

SYMBOL	X	Y	WID	HT

MAT'L: 0.125" (3.2MM) ALUMINUM



USE NOTES

- Legend and border (except those that are colored black) shall be direct applied Grade C sheeting.
- Background shall be Grade C reflective sheeting.

LETTER POSITIONS

Letter spacings are to start of next letter

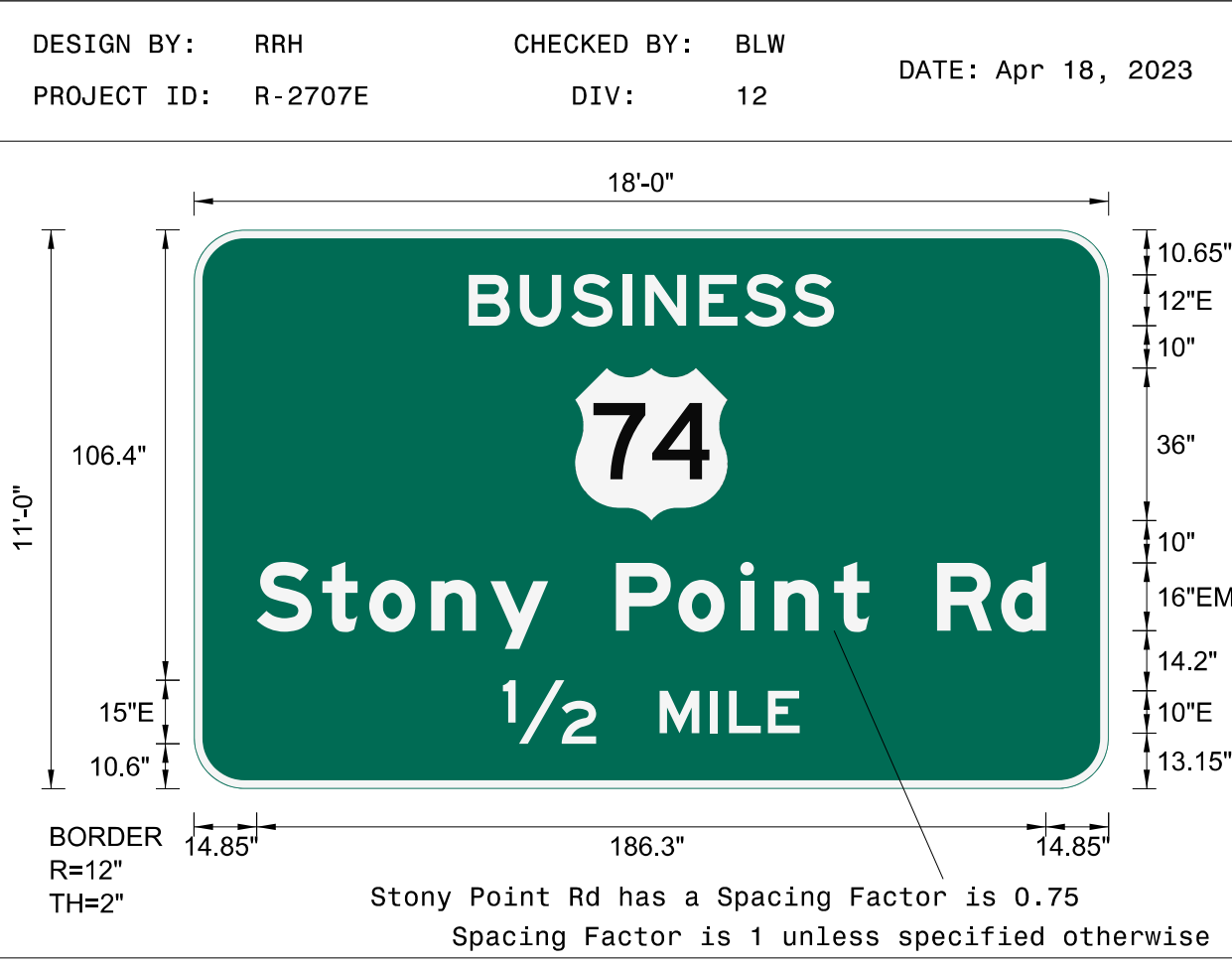
Letter spacings are to start of next letter													Series/Size Text Length
M	o	s	s	L	a	k	e						EM 2000
15.5	15.7	11.7	11.4	8.8	13.3	11.6	14.1	11.7	8.8	15.5			107.1
E	X	I	T	2	1	1							E 2000
32.6	8.9	10.7	3.5	7.5	15	14.7	7.9	4.5	32.6				72.8

SIGN NUMBER: 121B
 TYPE: A
 QUANTITY: 1
 SIGN WIDTH: 216"
 HEIGHT: 132"
 TOTAL AREA: 198.0 Sq.Ft.
 BORDER TYPE: FLUSH
 RADII: 12"
 WIDTH: 2"
 RECESS: 0"
 NO. Z BARS: 3
 LENGTH: 208.0

BACKG COLOR: Green
 COPY COLOR: White

SYMBOL	X	Y	WID	HT
M1_4	90	63.4	36	36

MAT'L: 0.125" (3.2MM) ALUMINUM



USE NOTES

- Legend and border (except those that are colored black) shall be direct applied Grade C sheeting.
- Background shall be Grade C reflective sheeting.
- Shields; A, B, and C type arrows shall be on 0.032" (0.8mm) aluminum and demountable.

LETTER POSITIONS

Letter spacings are to start of next letter

Letter spacings are to start of next letter													Series/Size Text Length			
B	U	S	I	N	E	S	S						E 2000			
64.9	12.1	12.1	12.1	5.3	12.8	10.7	11.4	9.7	64.9				86.3			
S	t	o	n	y	P	o	i	n	t	R	d		EM 2000			
14.8	15.5	11.1	14.6	14	13.6	16	14.8	14.6	8	14.2	8.3	16	15.1	10.6	14.8	186.3
1/2		M	I	L	E								E 2000			
73	22	15	12	4.4	9.2	7.5	73						70.1			

TIP NO. R-2707E SHEET NO. SIGN-4G

APPROVED: *Betsy L. Watson*

DATE: 4/27/2023

SEAL

DOCUMENT NOT CONSIDERED FINAL
 UNLESS ALL SIGNATURES COMPLETED

GROUND MOUNTED TYPE 'A' & 'B' SIGNS

\$\$\$\$\$SYTIME\$\$\$\$\$
 \$\$\$\$\$\$DGN\$\$\$\$\$
 \$\$\$\$\$\$USERNAME\$\$\$\$\$

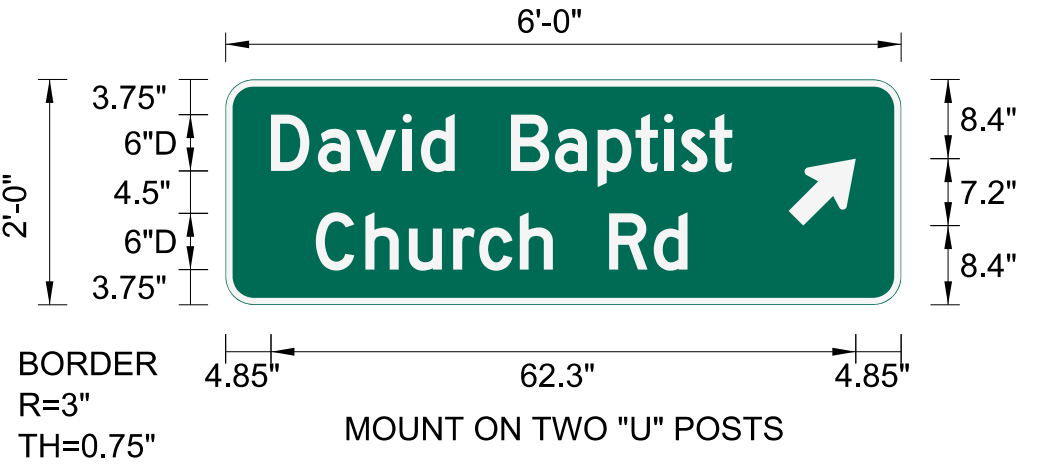
SIGN NUMBER: 301
 TYPE: D
 QUANTITY: 1
 SIGN WIDTH: 72"
 HEIGHT: 24"
 TOTAL AREA: 12.0 Sq.Ft.
 BORDER TYPE: FLUSH
 RADII: 3"
 WIDTH: 0.75"
 RECESS: 0"
 NO. Z BARS:
 LENGTH:

BACKG COLOR: Green
 COPY COLOR: White

SYMBOL	X	Y	WID	HT
AR_Type D	60	8.4	6	9

MAT'L: 0.125" (3.2MM) ALUMINUM

DESIGN BY: RRH
 CHECKED BY: BLW
 PROJECT ID: R-2707E
 DIV: 12
 DATE: Feb 16, 2018



USE NOTES
 1. Legend and border (except those that are colored black) shall be direct applied Grade C sheeting.
 2. Background shall be Grade C reflective sheeting.

LETTER POSITIONS

Letter spacings are to start of next letter

D	a	v	i	d	B	a	p	t	i	s	t	Series/Size Text Length												
4.9	5	4.1	5	1.9	3.6	6	4.7	4.6	4	3.1	1.8	3.1	2.4	18							D 2000	49.1		
9.6	5.3	4.6	4.7	2.8	4.3	3.5	6	4.7	3.6	22.8													D 2000	39.6

Spacing Factor is 1 unless specified otherwise

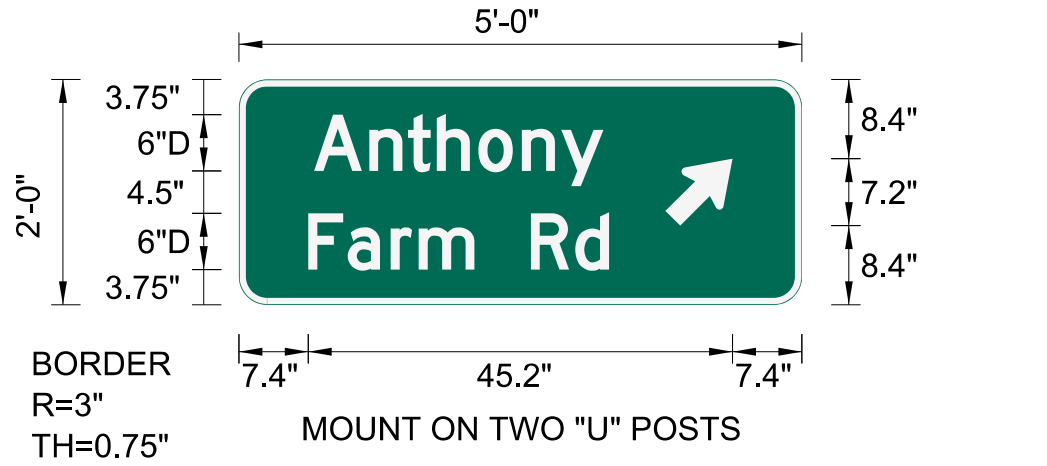
SIGN NUMBER: 302
 TYPE: D
 QUANTITY: 1
 SIGN WIDTH: 60"
 HEIGHT: 24"
 TOTAL AREA: 10.0 Sq.Ft.
 BORDER TYPE: FLUSH
 RADII: 3"
 WIDTH: 0.75"
 RECESS: 0"
 NO. Z BARS:
 LENGTH:

BACKG COLOR: Green
 COPY COLOR: White

SYMBOL	X	Y	WID	HT
AR_Type D	45.4	8.4	6	9

MAT'L: 0.125" (3.2MM) ALUMINUM

DESIGN BY: RRH
 CHECKED BY: BLW
 PROJECT ID: R-2707E
 DIV: 12
 DATE: Feb 16, 2018



USE NOTES
 1. Legend and border (except those that are colored black) shall be direct applied Grade C sheeting.
 2. Background shall be Grade C reflective sheeting.

LETTER POSITIONS

Letter spacings are to start of next letter

A	n	t	h	o	n	y	R	d	Series/Size Text Length		
8	5.9	4.1	3.1	4.4	4.6	4.2	4.5	21.2		D 2000	30.8
7.4	4.2	4.6	3	5.9	6	4.7	3.6	20.6		D 2000	32

Spacing Factor is 1 unless specified otherwise

SIGN NUMBER: 303
 TYPE: D
 QUANTITY: 1
 SIGN WIDTH: 54"
 HEIGHT: 18"
 TOTAL AREA: 6.8 Sq.Ft.
 BORDER TYPE: FLUSH
 RADII: 3"
 WIDTH: 0.75"
 RECESS: 0"
 NO. Z BARS:
 LENGTH:

BACKG COLOR: Green
 COPY COLOR: White

SYMBOL	X	Y	WID	HT
AR_Type D	42.5	5.4	6	9

MAT'L: 0.125" (3.2MM) ALUMINUM

DESIGN BY: RRH
 CHECKED BY: BLW
 PROJECT ID: R-2707E
 DIV: 12
 DATE: Feb 16, 2018



USE NOTES
 1. Legend and border (except those that are colored black) shall be direct applied Grade C sheeting.
 2. Background shall be Grade C reflective sheeting.

LETTER POSITIONS

Letter spacings are to start of next letter

A	s	h	e	v	i	l	l	e	Series/Size Text Length															
4.3	5.5	3.6	4.4	3.9	5	2.2	2.2	1.9	3.5	17.5													D 2000	32.2

Spacing Factor is 1 unless specified otherwise

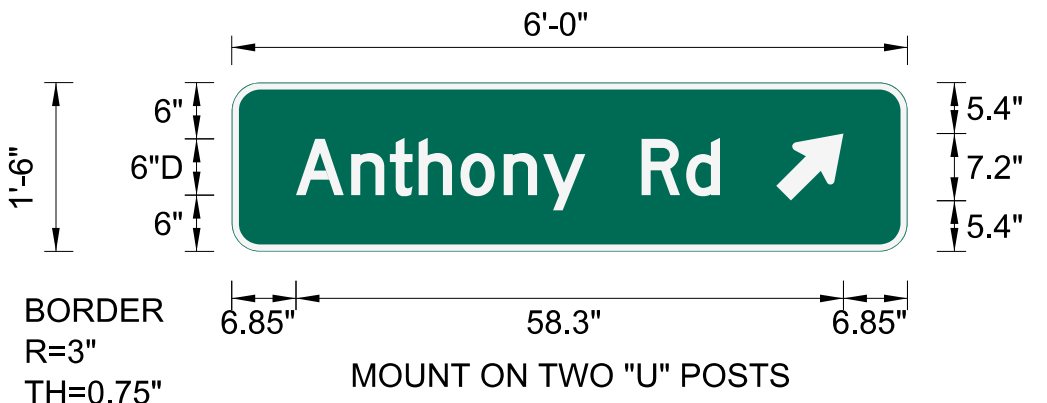
SIGN NUMBER: 304
 TYPE: D
 QUANTITY: 1
 SIGN WIDTH: 72"
 HEIGHT: 18"
 TOTAL AREA: 9.0 Sq.Ft.
 BORDER TYPE: FLUSH
 RADII: 3"
 WIDTH: 0.75"
 RECESS: 0"
 NO. Z BARS:
 LENGTH:

BACKG COLOR: Green
 COPY COLOR: White

SYMBOL	X	Y	WID	HT
AR_Type D	58	5.4	6	9

MAT'L: 0.125" (3.2MM) ALUMINUM

DESIGN BY: RRH
 CHECKED BY: BLW
 PROJECT ID: R-2707E
 DIV: 12
 DATE: Feb 16, 2018



USE NOTES
 1. Legend and border (except those that are colored black) shall be direct applied Grade C sheeting.
 2. Background shall be Grade C reflective sheeting.

LETTER POSITIONS

Letter spacings are to start of next letter

A	n	t	h	o	n	y	R	d	Series/Size Text Length																
6.8	5.9	4.1	3.1	4.4	4.6	4.2	4.5	6	4.7	3.6	20													D 2000	45.2

Spacing Factor is 1 unless specified otherwise

TIP NO. R-2707E	SHEET NO. SIGN-4I
APPROVED: <i>Betsy L. Watson</i> 35677B34F743F	
DATE: 4/27/2023	
SEAL	
DOCUMENT NOT CONSIDERED FINAL UNLESS ALL SIGNATURES COMPLETED	

\$\$\$SYTIME\$\$\$
 \$\$\$DGN\$\$\$
 \$\$\$USERNAME\$\$\$

TYPE 'D' SIGNS

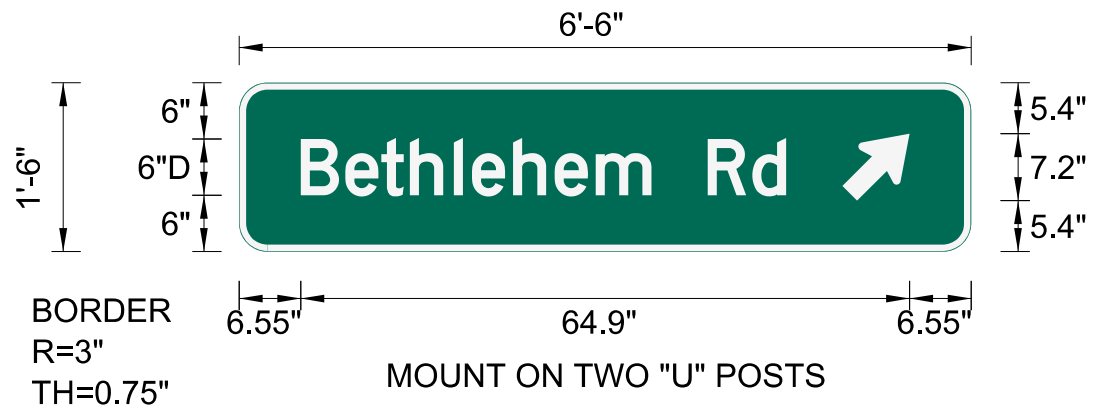
SIGN NUMBER: 305
 TYPE: D
 QUANTITY: 1
 SIGN WIDTH: 78"
 HEIGHT: 18"
 TOTAL AREA: 9.8 Sq.Ft.
 BORDER TYPE: FLUSH
 RADII: 3"
 WIDTH: 0.75"
 RECESS: 0"
 NO. Z BARS:
 LENGTH:

BACKG COLOR: Green
 COPY COLOR: White

SYMBOL	X	Y	WID	HT
AR_Type D	64.3	5.4	6	9

MAT'L: 0.125" (3.2MM) ALUMINUM

DESIGN BY: RRH
 PROJECT ID: R-2707E
 CHECKED BY: BLW
 DIV: 12
 DATE: Feb 16, 2018



USE NOTES
 1. Legend and border (except those that are colored black) shall be direct applied Grade C sheeting.
 2. Background shall be Grade C reflective sheeting.

LETTER POSITIONS

Letter spacings are to start of next letter

B	e	t	h	l	e	h	e	m	R	d	Series/Size	Text Length
6.6	4.7	3.8	3.1	4.7	1.9	4.4	4.4	4.4	5.9	6	D 2000	51.7

Spacing Factor is 1 unless specified otherwise

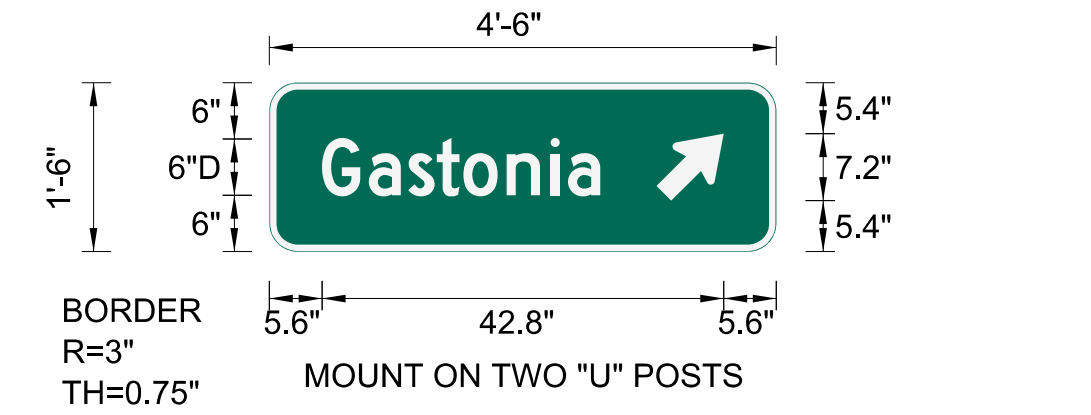
SIGN NUMBER: 306
 TYPE: D
 QUANTITY: 1
 SIGN WIDTH: 54"
 HEIGHT: 18"
 TOTAL AREA: 6.8 Sq.Ft.
 BORDER TYPE: FLUSH
 RADII: 3"
 WIDTH: 0.75"
 RECESS: 0"
 NO. Z BARS:
 LENGTH:

BACKG COLOR: Green
 COPY COLOR: White

SYMBOL	X	Y	WID	HT
AR_Type D	41.2	5.4	6	9

MAT'L: 0.125" (3.2MM) ALUMINUM

DESIGN BY: RRH
 PROJECT ID: R-2707E
 CHECKED BY: BLW
 DIV: 12
 DATE: Feb 16, 2018



USE NOTES
 1. Legend and border (except those that are colored black) shall be direct applied Grade C sheeting.
 2. Background shall be Grade C reflective sheeting.

LETTER POSITIONS

Letter spacings are to start of next letter

G	a	s	t	o	n	i	a	Series/Size	Text Length		
5.6	5	4.2	3.1	2.8	4.6	4.7	1.9	3.4	18.8	D 2000	29.6

Spacing Factor is 1 unless specified otherwise

APPROVED: *Betsy L. Watson*
REGISTERED PROFESSIONAL ENGINEER
35697B58F8743F

DATE: 4/27/2023

SEAL



DOCUMENT NOT CONSIDERED FINAL
 UNLESS ALL SIGNATURES COMPLETED



SIGN NUMBER: 307
 TYPE: D
 QUANTITY: 1
 SIGN WIDTH: 96"
 HEIGHT: 36"
 TOTAL AREA: 24.0 Sq.Ft.
 BORDER TYPE: FLUSH
 RADII: 3"
 WIDTH: 1"
 RECESS: 0"
 NO. Z BARS:
 LENGTH:

BACKG COLOR: Green
 COPY COLOR: White

SYMBOL	X	Y	WID	HT
AR_Type D				

MAT'L: 0.125" (3.2MM) ALUMINUM

DESIGN BY: RRH
 PROJECT ID: R-2707E
 CHECKED BY: BLW
 DIV: 12
 DATE: Apr 03, 2023



USE NOTES
 1. Legend and border (except those that are colored black) shall be direct applied Grade C sheeting.
 2. Background shall be Grade C reflective sheeting.

LETTER POSITIONS

Letter spacings are to start of next letter

F	o	r	e	s	t	C	i	t	y	3	0	Series/Size	Text Length
8.2	5.7	6.2	3.7	5.4	4.1	3.2	8	7	2.2	3.4	6	D 2000	79.5
A	s	h	e	v	i	l	e	9	1	Series/Size	Text Length		
8.2	7.4	4.8	5.9	5.2	6.6	2.9	2.9	2.6	4.7	44.8	D 2000	43	
78.7	7	2	8.2								D 2000	9	

Spacing Factor is 1 unless specified otherwise

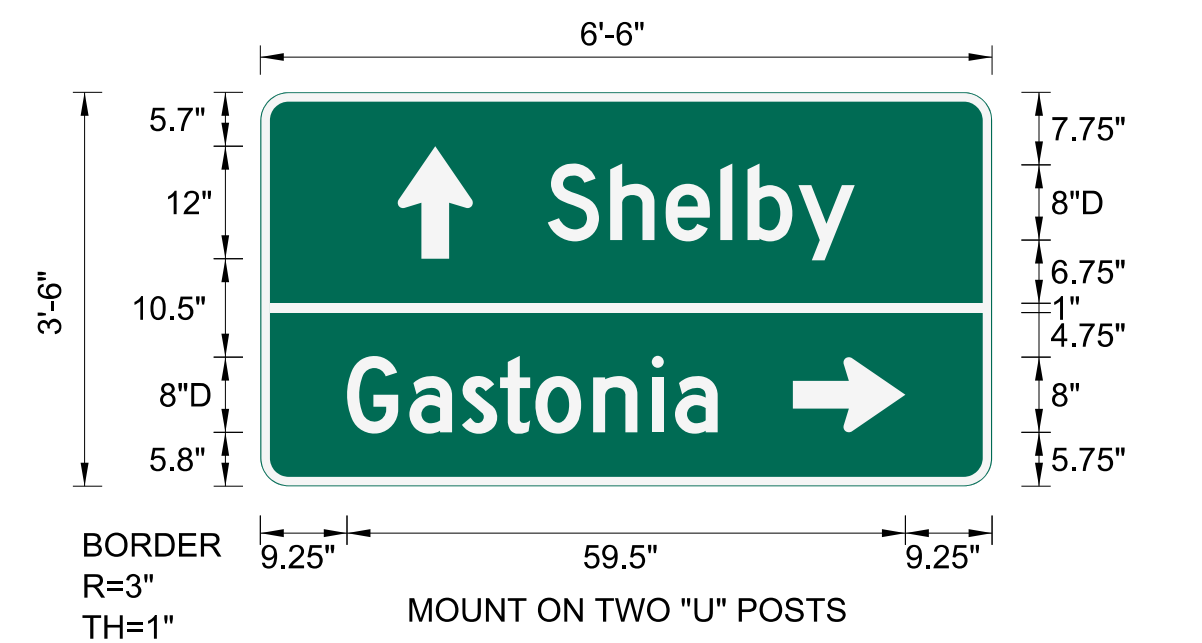
SIGN NUMBER: 308
 TYPE: D
 QUANTITY: 1
 SIGN WIDTH: 78"
 HEIGHT: 42"
 TOTAL AREA: 22.8 Sq.Ft.
 BORDER TYPE: FLUSH
 RADII: 3"
 WIDTH: 1"
 RECESS: 0"
 NO. Z BARS:
 LENGTH:

BACKG COLOR: Green / Green
 COPY COLOR: White

SYMBOL	X	Y	WID	HT
AR_Type D	14.6	24.3	8	12
AR_Type D	56.8	5.8	8	12

MAT'L: 0.125" (3.2MM) ALUMINUM

DESIGN BY: RRH
 PROJECT ID: R-2707E
 CHECKED BY: BLW
 DIV: 12
 DATE: Apr 19, 2023



USE NOTES
 1. Legend and border (except those that are colored black) shall be direct applied Grade C sheeting.
 2. Background shall be Grade C reflective sheeting.

LETTER POSITIONS

Letter spacings are to start of next letter

S	h	e	l	b	y	G	a	s	t	o	n	i	a	Series/Size	Text Length
30.6	6.6	5.9	5.8	2.9	5.4	6	14.6							D 2000	32.7
9.2	6.6	5.6	4.1	3.8	6.2	6.2	2.5	4.6	29.2					D 2000	39.5

Spacing Factor is 1 unless specified otherwise

\$\$\$\$\$SYTIME\$\$\$\$\$
 \$\$\$\$\$\$DGN\$\$\$\$\$
 \$\$\$\$\$\$USERNAME\$\$\$\$\$

SIGN NUMBER: 309
 TYPE: D
 QUANTITY: 1
 SIGN WIDTH: 66"
 HEIGHT: 18"
 TOTAL AREA: 8.3 Sq.Ft.
 BORDER TYPE: FLUSH
 RADII: 3"
 WIDTH: 1"
 RECESS: 0"
 NO. Z BARS:
 LENGTH:

BACKG COLOR: Green
 COPY COLOR: White

SYMBOL	X	Y	WID	HT
AR_Type D	48.6	4.2	8	12

MAT'L: 0.125" (3.2MM) ALUMINUM

DESIGN BY: RRH
 PROJECT ID: R-2707E
 CHECKED BY: BLW
 DIV: 12
 DATE: Apr 19, 2023

BORDER R=3" TH=1"
 MOUNT ON TWO "U" POSTS

Spacing Factor is 1 unless specified otherwise

USE NOTES
 1. Legend and border (except those that are colored black) shall be direct applied Grade C sheeting.
 2. Background shall be Grade C reflective sheeting.

LETTER POSITIONS

Letter spacings are to start of next letter

S	h	e	l	b	y	Series/Size Text Length
7.9	6.6	5.9	5.8	2.9	5.4	D 2000 32.7

SIGN NUMBER: 310
 TYPE: D
 QUANTITY: 1
 SIGN WIDTH: 72"
 HEIGHT: 42"
 TOTAL AREA: 21.0 Sq.Ft.
 BORDER TYPE: FLUSH
 RADII: 3"
 WIDTH: 1"
 RECESS: 0"
 NO. Z BARS:
 LENGTH:

BACKG COLOR: Green / Green
 COPY COLOR: White

SYMBOL	X	Y	WID	HT
AR_Type D	8.2	24.3	8	12
AR_Type D	50.4	5.7	8	12

MAT'L: 0.125" (3.2MM) ALUMINUM

DESIGN BY: RRH
 PROJECT ID: R-2707E
 CHECKED BY: BLW
 DIV: 12
 DATE: Apr 19, 2023

BORDER R=3" TH=1"
 MOUNT ON TWO "U" POSTS

Spacing Factor is 1 unless specified otherwise

USE NOTES
 1. Legend and border (except those that are colored black) shall be direct applied Grade C sheeting.
 2. Background shall be Grade C reflective sheeting.

LETTER POSITIONS

Letter spacings are to start of next letter

G	a	s	t	o	n	i	a	Series/Size Text Length
24.2	6.6	5.6	4.1	3.8	6.2	2.5	4.6	D 2000 39.5

SIGN NUMBER: 311
 TYPE: D
 QUANTITY: 1
 SIGN WIDTH: 96"
 HEIGHT: 36"
 TOTAL AREA: 24.0 Sq.Ft.
 BORDER TYPE: FLUSH
 RADII: 3"
 WIDTH: 1"
 RECESS: 0"
 NO. Z BARS:
 LENGTH:

BACKG COLOR: Green
 COPY COLOR: White

SYMBOL	X	Y	WID	HT
AR_Type D	5.6	20.5	8	12
AR_Type D	18.2	4.3	8	12

MAT'L: 0.125" (3.2MM) ALUMINUM

DESIGN BY: RRH
 PROJECT ID: R-2707E
 CHECKED BY: BLW
 DIV: 12
 DATE: Apr 21, 2023

BORDER R=3" TH=1"
 MOUNT ON TWO "U" POSTS

Spacing Factor is 1 unless specified otherwise

USE NOTES
 1. Legend and border (except those that are colored black) shall be direct applied Grade C sheeting.
 2. Background shall be Grade C reflective sheeting.

LETTER POSITIONS

Letter spacings are to start of next letter

K	i	n	g	s	M	o	u	n	t	a	i	n	Series/Size Text Length			
19.6	6.5	2.5	5.6	5.6	3.8	6	7.3	5.8	5.9	5.3	3.6	5.7	2.5	4.7	5.6	D 2000 70.8

SIGN NUMBER: 312
 TYPE: D
 QUANTITY: 1
 SIGN WIDTH: 78"
 HEIGHT: 42"
 TOTAL AREA: 22.8 Sq.Ft.
 BORDER TYPE: FLUSH
 RADII: 3"
 WIDTH: 0.75"
 RECESS: 0"
 NO. Z BARS:
 LENGTH:

BACKG COLOR: Brown / Green
 COPY COLOR: White

SYMBOL	X	Y	WID	HT
AR_Type D	5	31.8	6	9
AR_Type D	46.4	18.5	6	9
AR_Type D	56.9	4.3	6	9

MAT'L: 0.125" (3.2MM) ALUMINUM

DESIGN BY: RRH
 PROJECT ID: R-2707E
 CHECKED BY: BLW
 DIV: 12
 DATE: Apr 19, 2023

BORDER R=3" TH=0.75"
 MOUNT ON TWO "U" POSTS

Spacing Factor is 1 unless specified otherwise

USE NOTES
 1. Legend and border (except those that are colored black) shall be direct applied Grade C sheeting.
 2. Background shall be Grade C reflective sheeting.

LETTER POSITIONS

Letter spacings are to start of next letter

K	i	n	g	s	M	o	u	n	t	a	i	n	Series/Size Text Length			
20	4.9	1.9	4.2	4.2	2.8	4.5	5.5	4.3	4.4	4	2.7	4.3	1.9	3.5	4.9	D 2000 53.1

TIP NO. R-2707E SHEET NO. SIGN-4K

APPROVED: *Betsy L. Watson*

DATE: 4/27/2023

SEAL

DOCUMENT NOT CONSIDERED FINAL UNLESS ALL SIGNATURES COMPLETED

\$\$\$\$\$SYTIME\$\$\$\$\$
 \$\$\$DDON\$\$\$\$\$
 \$\$\$USERNAME\$\$\$\$\$

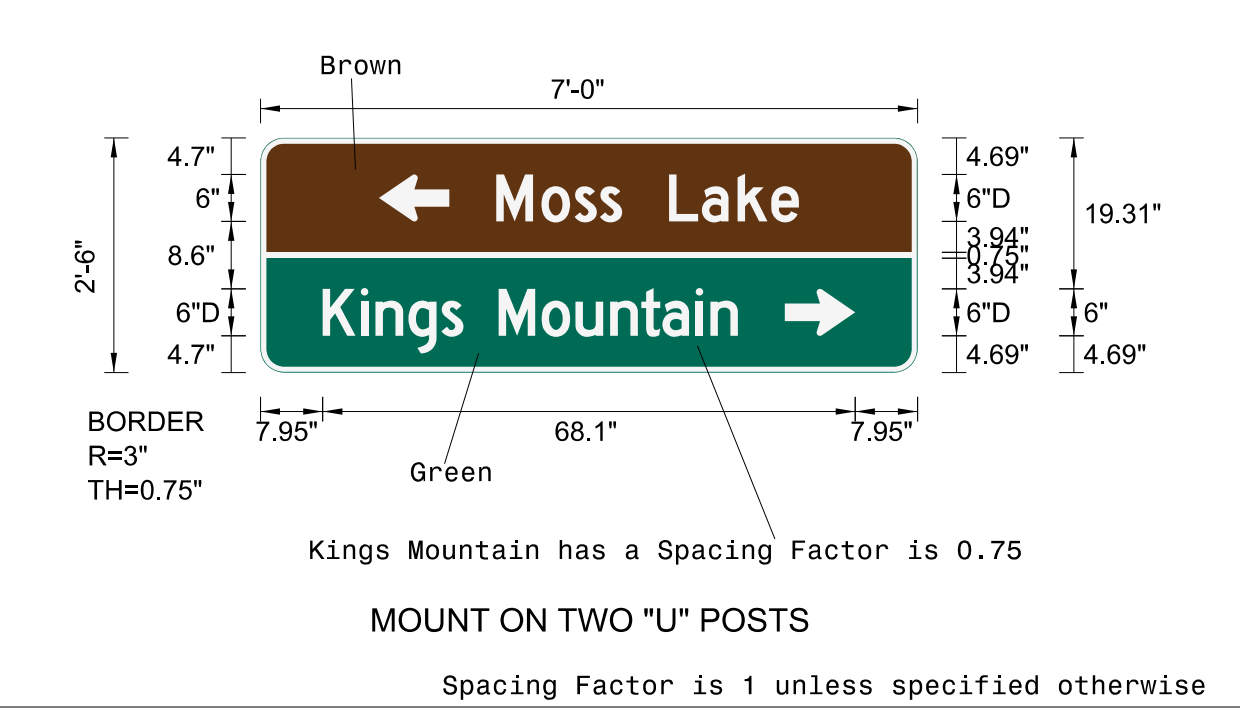
SIGN NUMBER: 313
 TYPE: D
 QUANTITY: 1
 SIGN WIDTH: 84"
 HEIGHT: 30"
 TOTAL AREA: 17.5 Sq.Ft.
 BORDER TYPE: FLUSH
 RADIUS: 3"
 WIDTH: 0.75"
 RECESS: 0"
 NO. Z BARS:
 LENGTH:

BACKG COLOR: Green / Brown
 COPY COLOR: White

SYMBOL	X	Y	WID	HT
AR_Type D	15.1	19.3	6	9
AR_Type D	67.1	4.7	6	9

MAT'L: 0.125" (3.2MM) ALUMINUM

DESIGN BY: RRH
 PROJECT ID: R-2707E
 CHECKED BY: BLW
 DIV: 12
 DATE: Apr 19, 2023



USE NOTES

- Legend and border (except those that are colored black) shall be direct applied Grade C sheeting.
- Background shall be Grade C reflective sheeting.

LETTER POSITIONS

Letter spacings are to start of next letter

Letter spacings are to start of next letter														Series/Size	Text Length	
M	o	s	s	L	a	k	e								D 2000	
30.2	5.8	4.3	3.2	2.8	6	4.2	4.6	4.3	3.5	15.1						38.7
K	i	n	g	s	M	o	u	n	t	a	i	n			D 2000	
7.9	4.9	1.9	4.2	4.2	2.8	4.5	5.5	4.3	4.4	4	2.7	4.3	1.9	3.5	23	53.1

TIP NO. R-2707E	SHEET NO. SIGN-4L
APPROVED: <i>Betsy L. Watson</i>	
DATE: 4/27/2023	
SEAL	
DOCUMENT NOT CONSIDERED FINAL UNLESS ALL SIGNATURES COMPLETED	

\$\$\$\$\$SYTIME\$\$\$\$\$
 \$\$\$\$DGN\$\$\$\$\$
 \$\$\$USERNAM\$\$\$\$\$

TYPE 'D' SIGNS

APPROVED: *Betsy L. Watson*


DATE: 4/27/2023



DOCUMENT NOT CONSIDERED FINAL UNLESS ALL SIGNATURES COMPLETED




401 QUANTITY REQ'D 4



48 X 60
R2-1

TWO "U" POSTS PER SIGN


406 QUANTITY REQ'D 3



18 X 18
OM4-3

ONE "U" POST PER SIGN


411 QUANTITY REQ'D 8



30 X 24
R6-4

ONE "U" POST PER SIGN

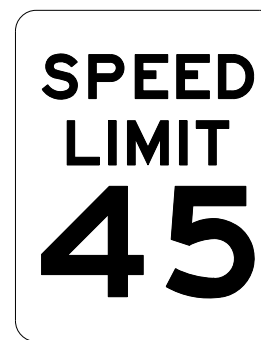
416 QUANTITY REQ'D 1



36 X 36
W1-2L

ONE "U" POST PER SIGN


402 QUANTITY REQ'D 1



24 X 30
R2-1

ONE "U" POST PER SIGN


407 QUANTITY REQ'D 4



36 X 36
R5-1

ONE "U" POST PER SIGN


412 QUANTITY REQ'D 6



36 X 36
W2-6

ONE "U" POST PER SIGN


417 QUANTITY REQ'D 2



48 X 48
W4-1

TWO "U" POSTS PER SIGN


403 QUANTITY REQ'D 4



48 X 48
W4-2R

TWO "U" POSTS PER SIGN


408 QUANTITY REQ'D 1



36 X 36
W3-1

ONE "U" POST PER SIGN


413 QUANTITY REQ'D 4



42 X 30
R5-1a

ONE "U" POST PER SIGN


418 QUANTITY REQ'D 1



36 X 36
R3-7

ONE "U" POST PER SIGN

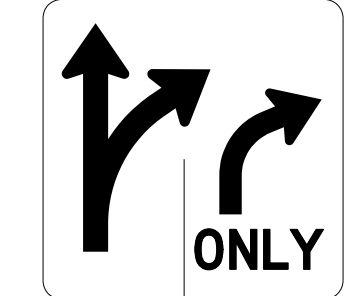
404 QUANTITY REQ'D 4



48 X 48
W9-1R

TWO "U" POSTS PER SIGN


409 QUANTITY REQ'D 1



48 X 48
R3-8R

TWO "U" POSTS PER SIGN

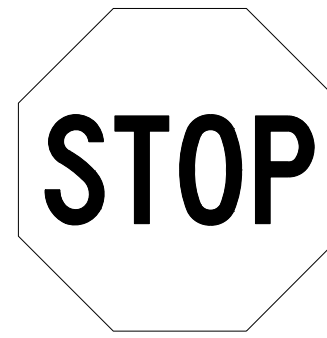
414 QUANTITY REQ'D 7



30 X 30
W14-2

ONE "U" POST PER SIGN


405 QUANTITY REQ'D 5



36 X 36
R1-1

ONE "U" POST PER SIGN


410 QUANTITY REQ'D 8



36 X 36 X 36
R1-2

ONE "U" POST PER SIGN

415 QUANTITY REQ'D 1



36 X 36
W1-2R

ONE "U" POST PER SIGN

TYPE 'E' SIGNS

\$\$\$\$\$SYTIME\$\$\$\$\$
\$\$\$\$\$DGN\$\$\$\$\$
\$\$\$\$\$USERNAME\$\$\$\$\$

APPROVED: *Betsy L. Watson*
35E97B34F8743F


DATE: 4/27/2023



DOCUMENT NOT CONSIDERED FINAL
UNLESS ALL SIGNATURES COMPLETED




501 506



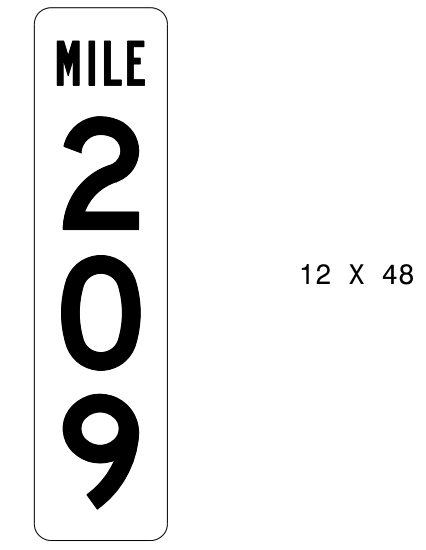
ONE "U" POST PER SIGN

510



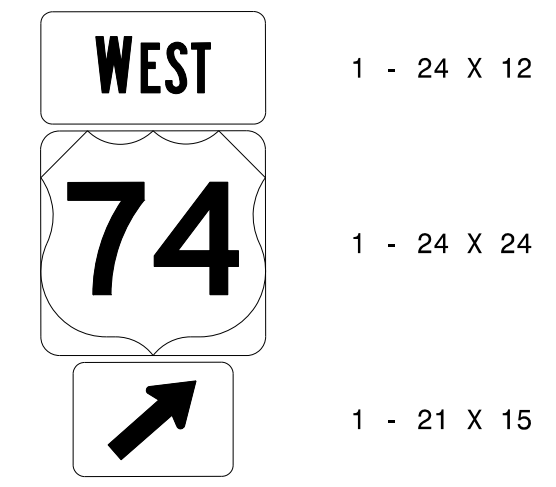
ONE "U" POST PER SIGN

QUANTITY REQ'D 2



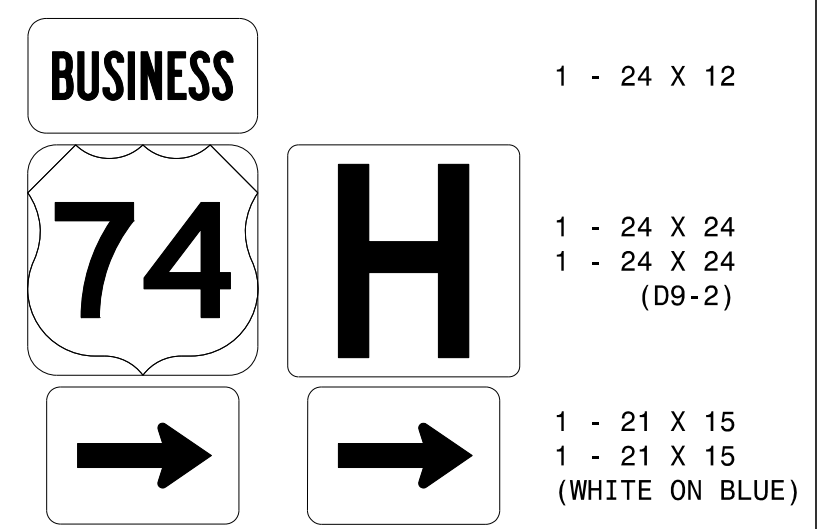
ONE "U" POST PER SIGN

502 504 509



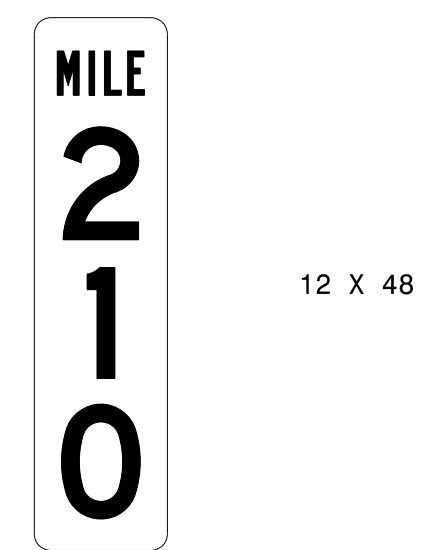
MOUNT BELOW SIGN 303
IN 1 INSTALLATION
ONE "U" POST PER SIGN

511



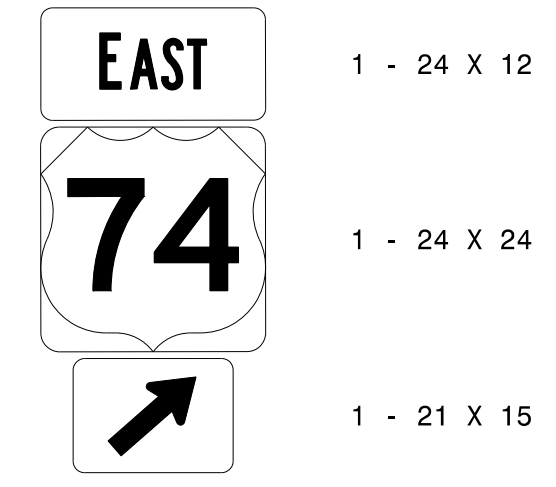
MOUNT BELOW SIGN 313
IN 1 INSTALLATION

QUANTITY REQ'D 2




ONE "U" POST PER SIGN

503 505



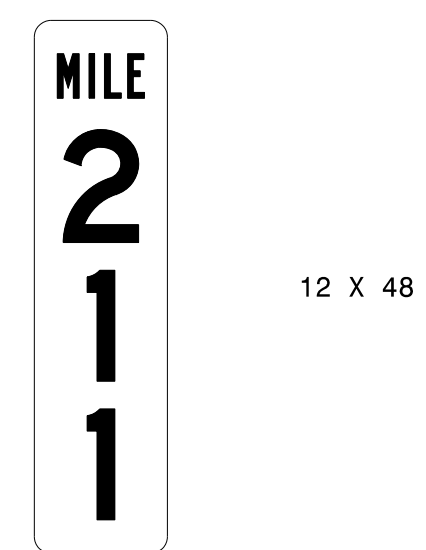
MOUNT BELOW SIGN 306
IN 1 INSTALLATION
ONE "U" POST PER SIGN

512



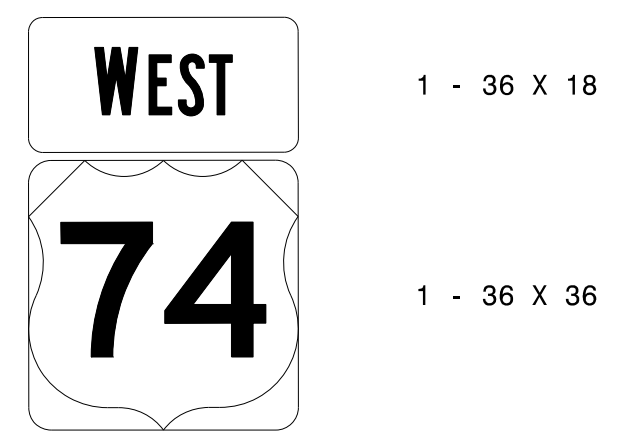
MOUNT BELOW SIGN 311
IN 1 INSTALLATION

QUANTITY REQ'D 2



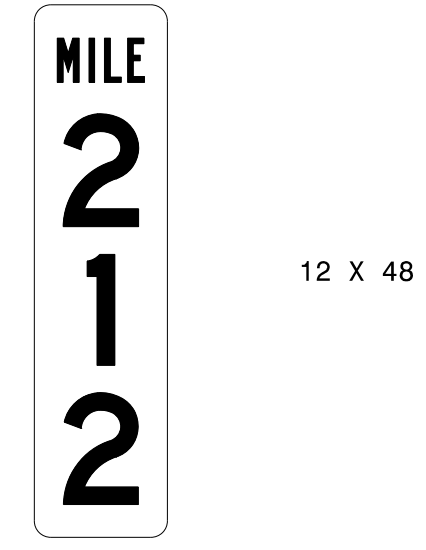
ONE "U" POST PER SIGN

507



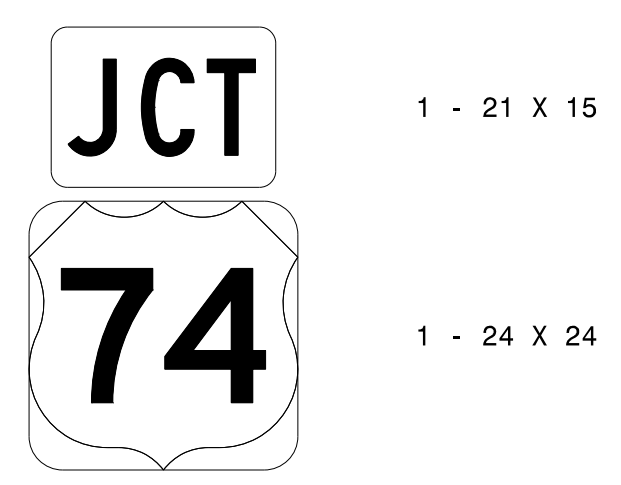
ONE "U" POST PER SIGN

QUANTITY REQ'D 2



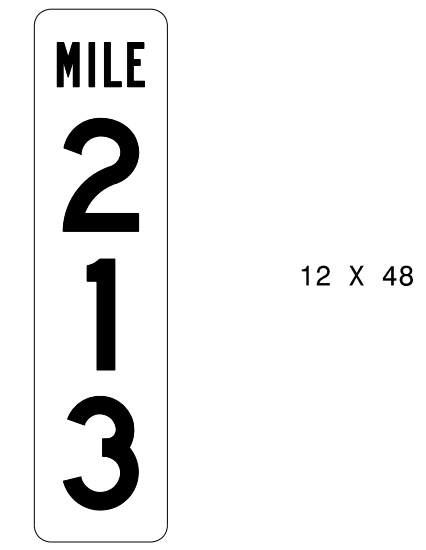
ONE "U" POST PER SIGN

508



ONE "U" POST PER SIGN

QUANTITY REQ'D 2



ONE "U" POST PER SIGN

\$\$\$\$\$SYSTEMTIME\$\$\$\$\$
\$\$\$\$\$USER\$\$\$\$\$
\$\$\$\$\$DGN\$\$\$\$\$
\$\$\$\$\$USERNAME\$\$\$\$\$

TYPE 'F' SIGNS
& MILEMARKERS

SIGN NUMBER: 601,603
 TYPE: B
 QUANTITY: 2
 SIGN WIDTH: 132"
 HEIGHT: 14"
 TOTAL AREA: 12.8 Sq.Ft.
 BORDER TYPE: FLUSH
 RADIUS: 0"
 WIDTH: 0"
 RECESS: 0"
 NO. Z BARS: 0
 LENGTH: 124.0

BACKG COLOR: Blue
 COPY COLOR: White

SYMBOL	X	Y	WID	HT

MAT'L: 0.063" (1.6MM) ALUMINUM

DESIGN BY: RRH
 PROJECT ID: R-2707E

CHECKED BY: BLW
 DIV: 12

DATE: Apr 17, 2023



USE NOTES

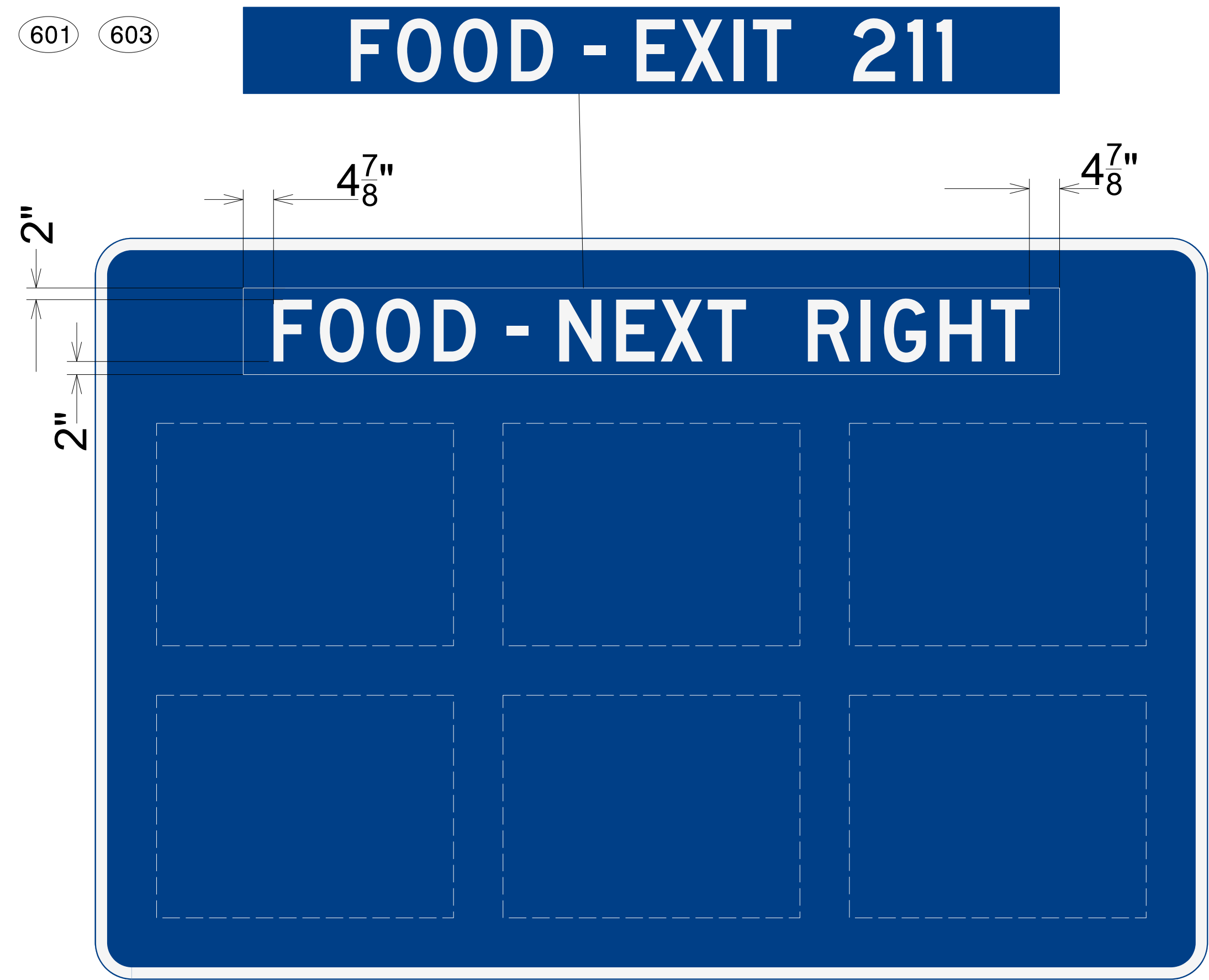
- Legend and border (except those that are colored black) shall be direct applied Grade C sheeting.
- Background shall be Grade C reflective sheeting.

Spacing Factor is 1 unless specified otherwise

LETTER POSITIONS

Letter spacings are to start of next letter

	F	O	O	D	-	E	X	I	T	2	1	1		Series/Size Text Length				
	17.4	7.5	9.1	9.3	6.8	5	3.5	5	7.2	8.5	3.1	6.2	10	8.8	4.7	2.5	17.4	D 2000
																		97.2



SIGN NUMBER: 602,604
 TYPE: B
 QUANTITY: 2
 SIGN WIDTH: 120"
 HEIGHT: 14"
 TOTAL AREA: 11.7 Sq.Ft.
 BORDER TYPE: FLUSH
 RADIUS: 0"
 WIDTH: 0"
 RECESS: 0"
 NO. Z BARS: 0
 LENGTH: 112.0

BACKG COLOR: Blue
 COPY COLOR: White

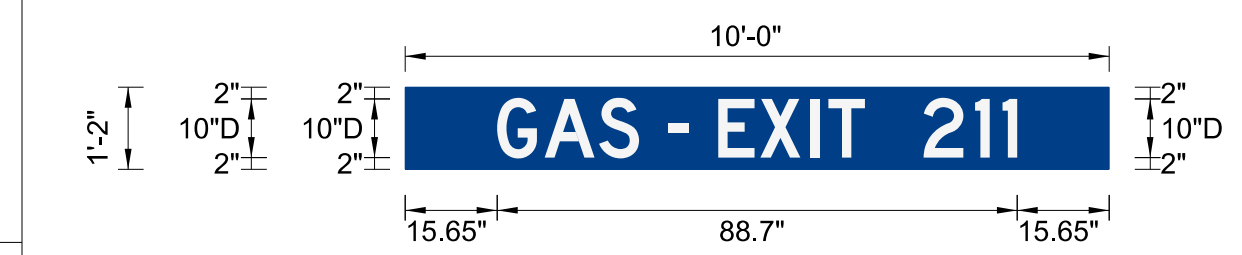
SYMBOL	X	Y	WID	HT

MAT'L: 0.063" (1.6MM) ALUMINUM

DESIGN BY: RRH
 PROJECT ID: R-2707E

CHECKED BY: BLW
 DIV: 12

DATE: Apr 17, 2023



USE NOTES

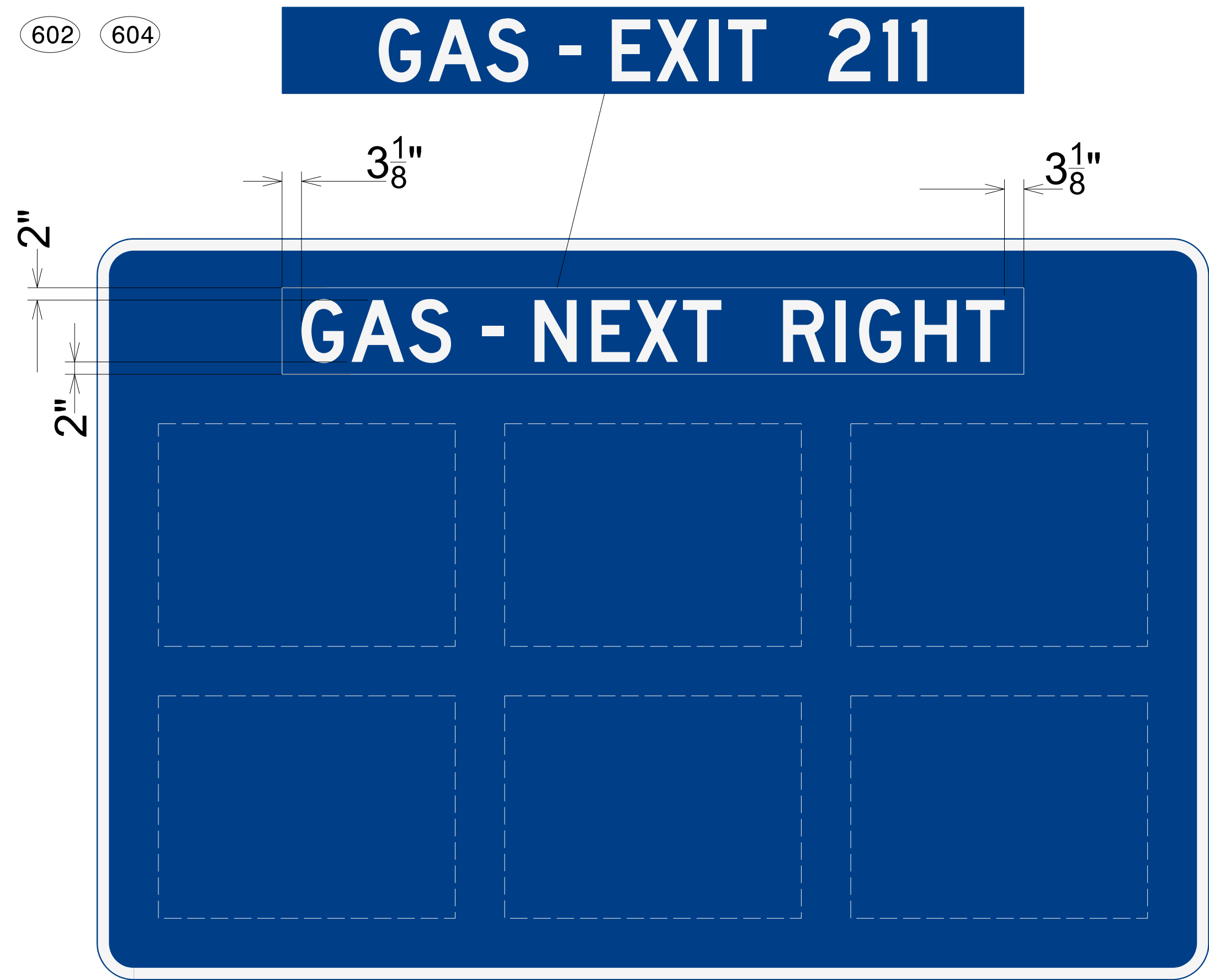
- Legend and border (except those that are colored black) shall be direct applied Grade C sheeting.
- Background shall be Grade C reflective sheeting.

Spacing Factor is 1 unless specified otherwise

LETTER POSITIONS

Letter spacings are to start of next letter

	G	A	S	-	E	X	I	T	2	1	1		Series/Size Text Length				
	15.7	8.1	9.3	6.8	5	3.5	5	7.2	8.5	3.1	6.2	10	8.8	4.7	2.5	15.7	D 2000
																	88.7



TIP NO. R-2707E SHEET NO. SIGN-5B

APPROVED: *Betsy L. Watson*
REGISTERED PROFESSIONAL ENGINEER
SEAL 29449
35678348743F



DATE: 4/27/2023

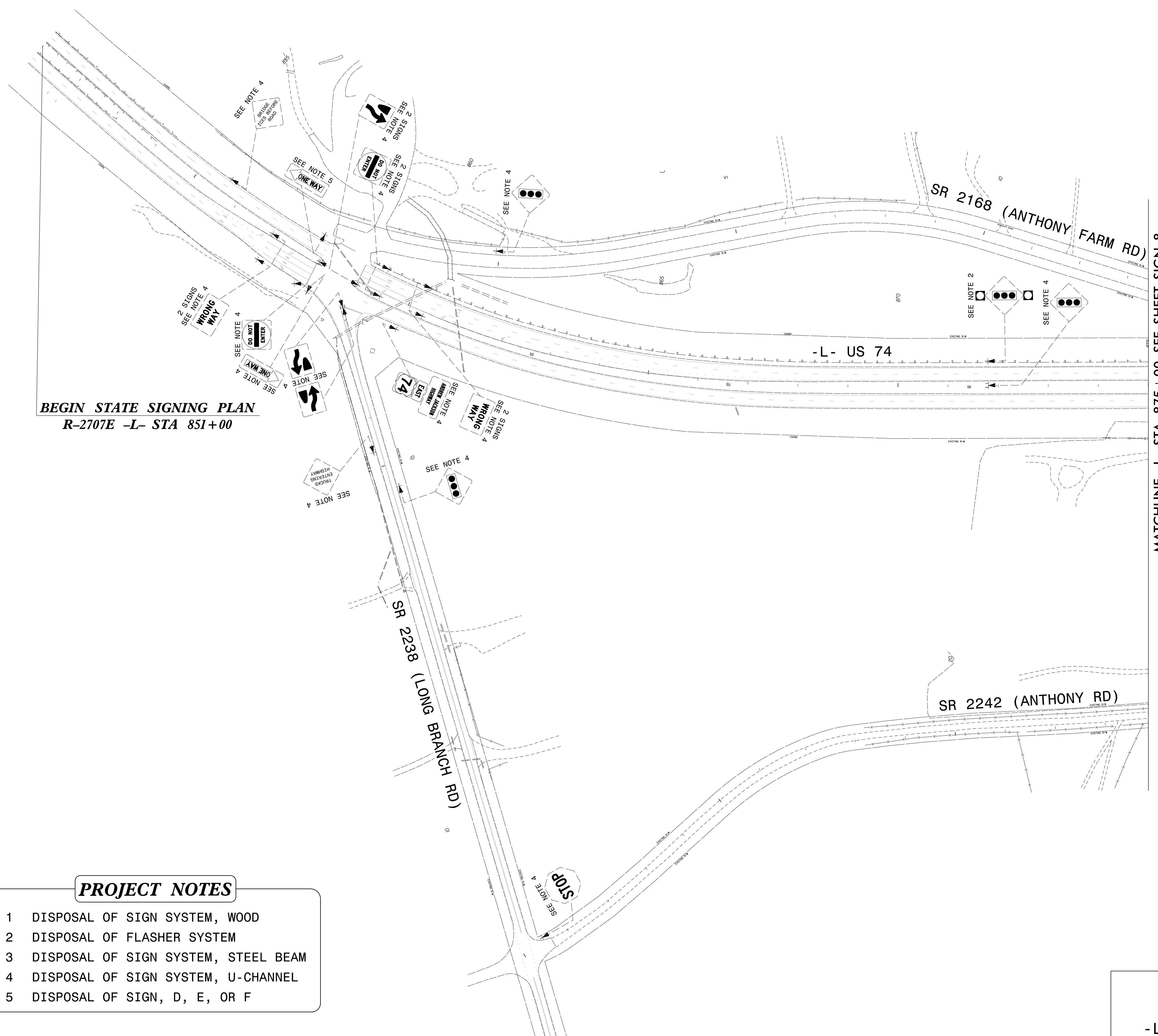
SEAL

**DOCUMENT NOT CONSIDERED FINAL
 UNLESS ALL SIGNATURES COMPLETED**

\$\$\$\$\$SYTIME\$\$\$\$\$
 \$\$\$\$\$\$DGN\$\$\$\$\$
 \$\$\$\$\$\$USERNAME\$\$\$\$\$

GROUND MOUNTED
 OVERLAYS

TIP NO. R-2707E	SHEET NO. SIGN-6
APPROVED: <i>Betsy L. Watson</i> <small>35E97B834F8743F</small>	
DATE: 4/27/2023	
SEAL	
	
DOCUMENT NOT CONSIDERED FINAL UNLESS ALL SIGNATURES COMPLETED	
	



BEGIN STATE SIGNING PLAN
R-2707E -L- STA 851+00

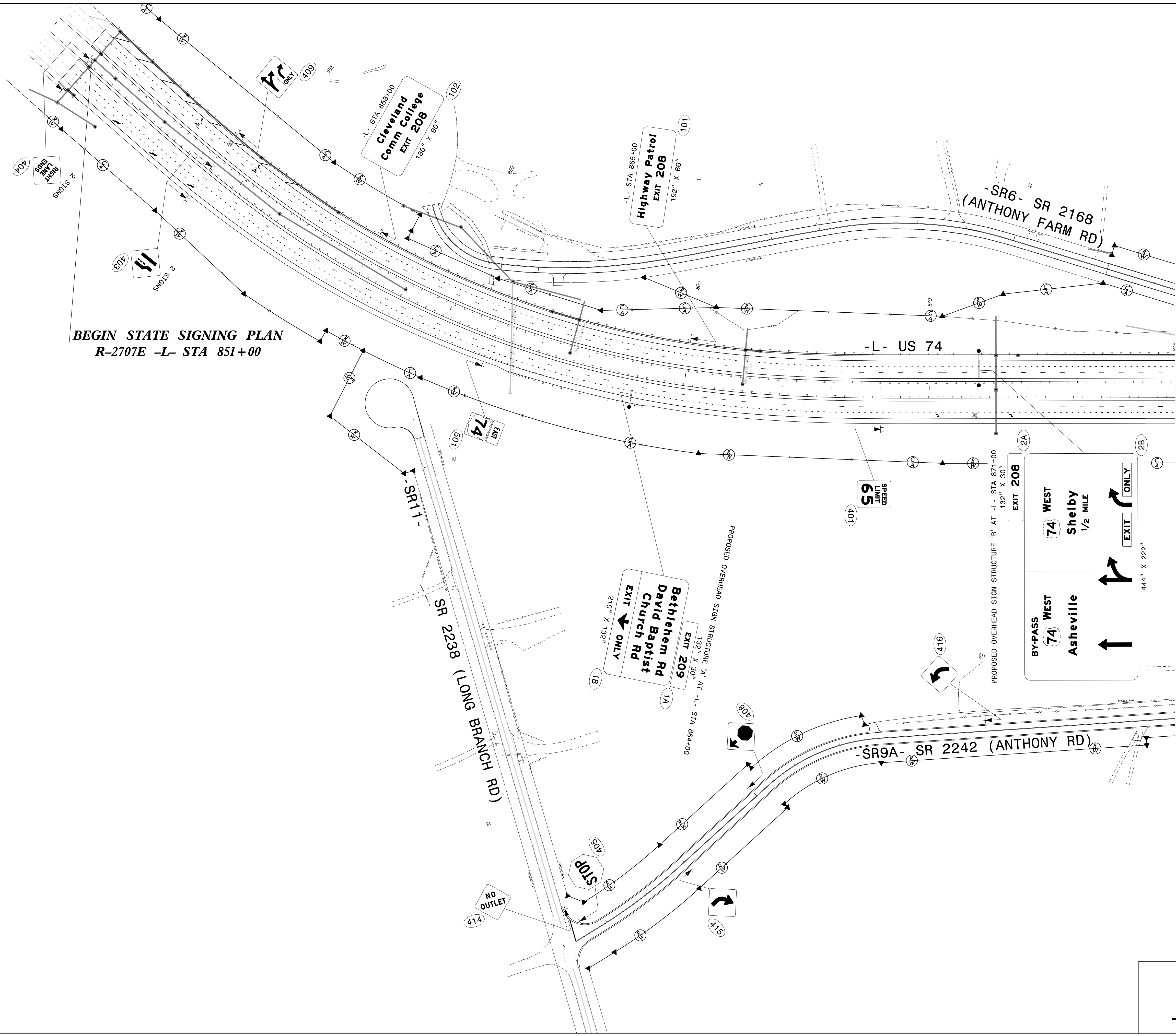
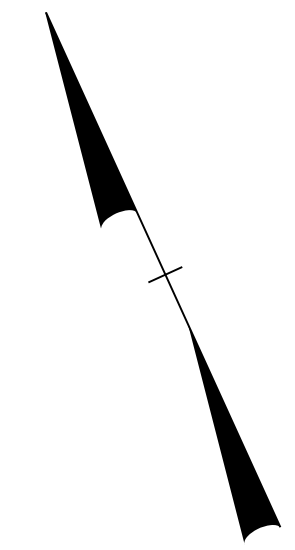
MATCHLINE -L- STA 875+00 SEE SHEET SIGN-8

PROJECT NOTES

- 1 DISPOSAL OF SIGN SYSTEM, WOOD
- 2 DISPOSAL OF FLASHER SYSTEM
- 3 DISPOSAL OF SIGN SYSTEM, STEEL BEAM
- 4 DISPOSAL OF SIGN SYSTEM, U-CHANNEL
- 5 DISPOSAL OF SIGN, D, E, OR F

EXISTING SIGNING
US 74
-L- STA 851+00 TO STA 875+00

\$\$\$\$\$SYTIME\$\$\$\$\$
\$\$\$\$\$DGN\$\$\$\$\$
\$\$\$\$\$USERNAME\$\$\$\$\$




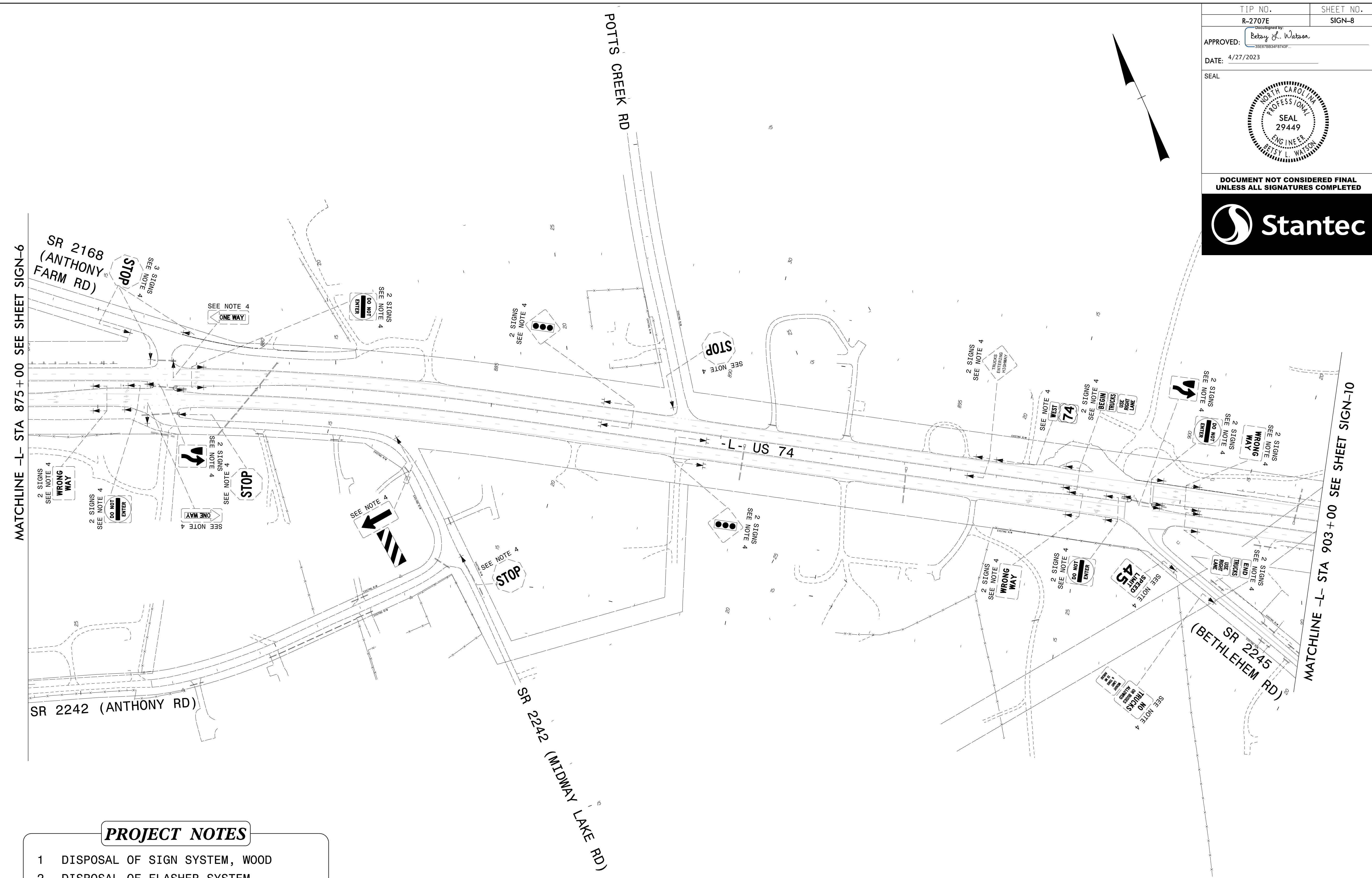
BEGIN STATE SIGNING PLAN
R-2707E -L- STA 851+00

MATCHLINE -L- STA 875+00 SEE SHEET SIGN-9

PROPOSED SIGNING
US 74
-L- STA 850+00 TO STA 875+00

\$\$\$\$\$SYTIME\$\$\$\$\$
\$\$\$\$\$DDGN\$\$\$\$\$
\$\$\$\$\$USERNAME\$\$\$\$\$

TIP NO. R-2707E	SHEET NO. SIGN-8
APPROVED: <i>Betsy L. Watson</i> <small>35E97B34F8743F</small>	
DATE: 4/27/2023	
SEAL	
	
DOCUMENT NOT CONSIDERED FINAL UNLESS ALL SIGNATURES COMPLETED	




PROJECT NOTES

- 1 DISPOSAL OF SIGN SYSTEM, WOOD
- 2 DISPOSAL OF FLASHER SYSTEM
- 3 DISPOSAL OF SIGN SYSTEM, STEEL BEAM
- 4 DISPOSAL OF SIGN SYSTEM, U-CHANNEL
- 5 DISPOSAL OF SIGN, D, E, OR F

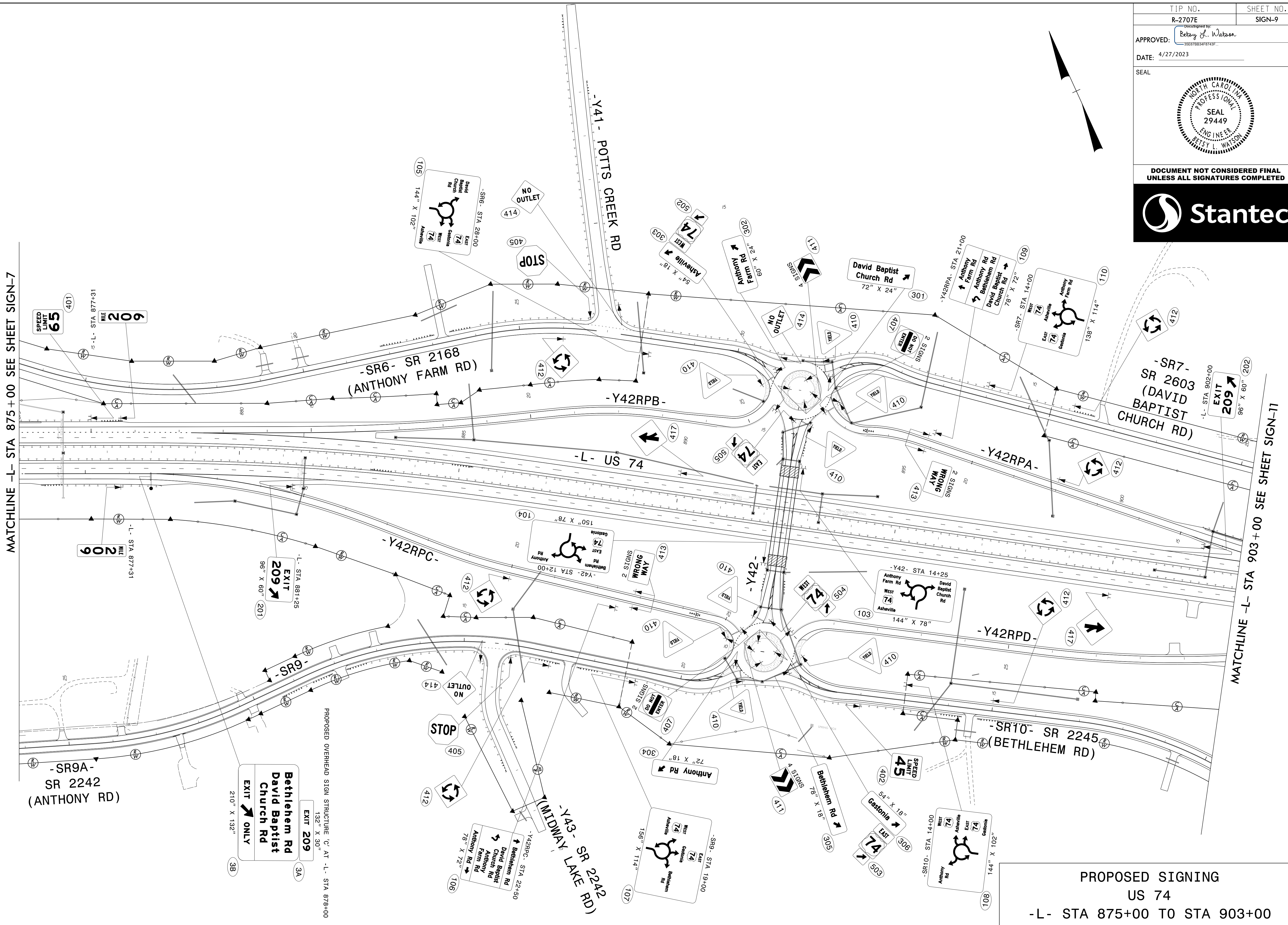
EXISTING SIGNING
US 74
-L- STA 875+00 TO STA 903+00

\$\$\$\$\$SYTIME\$\$\$\$\$
\$\$\$\$\$DDGN\$\$\$\$\$
\$\$\$\$\$USERNAME\$\$\$\$\$

TIP NO. R-2707E	SHEET NO. SIGN-9
APPROVED: <i>Betsy L. Watson</i> 35E67B34F8743F	
DATE: 4/27/2023	
SEAL	



DOCUMENT NOT CONSIDERED FINAL
UNLESS ALL SIGNATURES COMPLETED




MATCHLINE -L- STA 875+00 SEE SHEET SIGN-7

MATCHLINE -L- STA 903+00 SEE SHEET SIGN-11

PROPOSED SIGNING
US 74
-L- STA 875+00 TO STA 903+00

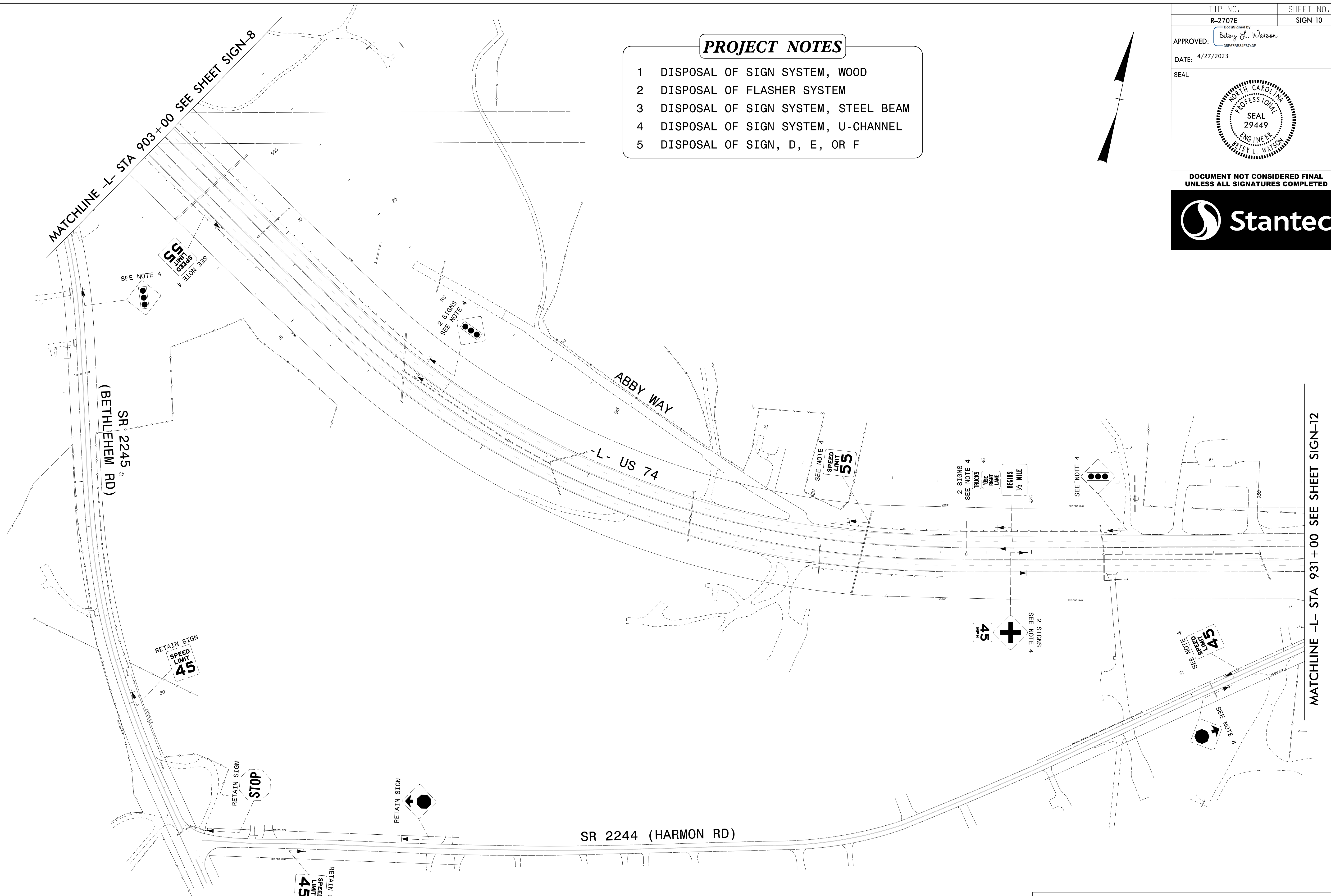
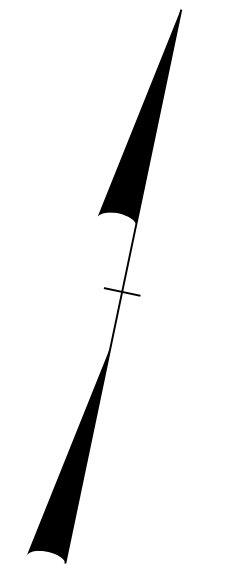
\$\$\$\$\$SYTIME\$\$\$\$\$
\$\$\$\$\$DGN\$\$\$\$\$
\$\$\$\$\$USERNAM\$\$\$\$\$

TIP NO. R-2707E	SHEET NO. SIGN-10
APPROVED: <i>Betsy L. Watson</i> SEAL 29449	
DATE: 4/27/2023	
SEAL	
	
DOCUMENT NOT CONSIDERED FINAL UNLESS ALL SIGNATURES COMPLETED	





PROJECT NOTES

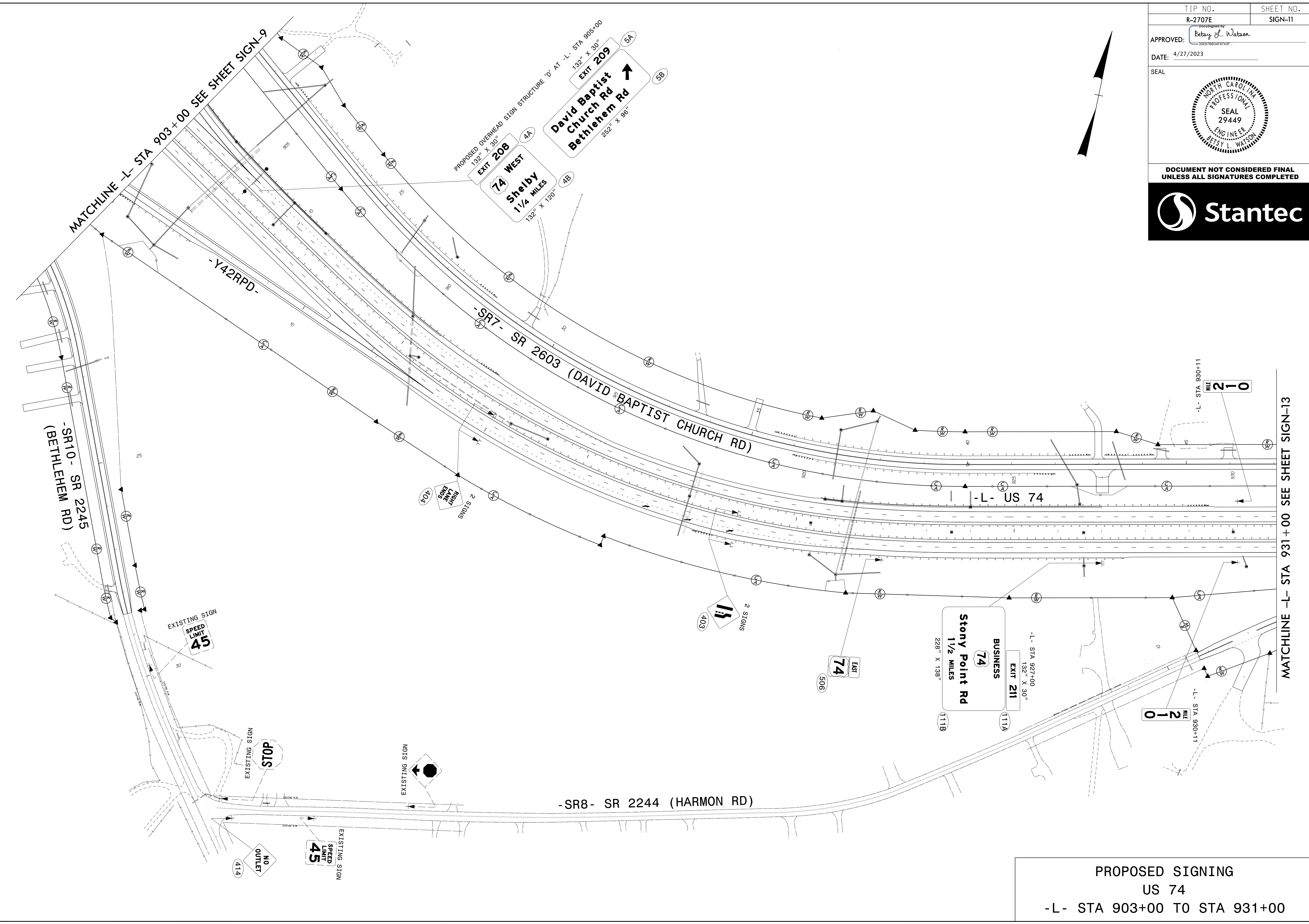

- 1 DISPOSAL OF SIGN SYSTEM, WOOD
- 2 DISPOSAL OF FLASHER SYSTEM
- 3 DISPOSAL OF SIGN SYSTEM, STEEL BEAM
- 4 DISPOSAL OF SIGN SYSTEM, U-CHANNEL
- 5 DISPOSAL OF SIGN, D, E, OR F



EXISTING SIGNING
US 74
-L- STA 903+00 TO STA 931+00

\$\$\$\$\$SYTIME\$\$\$\$\$
\$\$\$\$\$DDGN\$\$\$\$\$
\$\$\$\$\$USERNAME\$\$\$\$\$


TIP NO. R-2707E	SHEET NO. SIGN-11
APPROVED: <i>Betsy L. Watson</i> <small>REGISTERED PROFESSIONAL ENGINEER</small>	
DATE: 4/27/2023	
SEAL 	
DOCUMENT NOT CONSIDERED FINAL UNLESS ALL SIGNATURES COMPLETED	
	



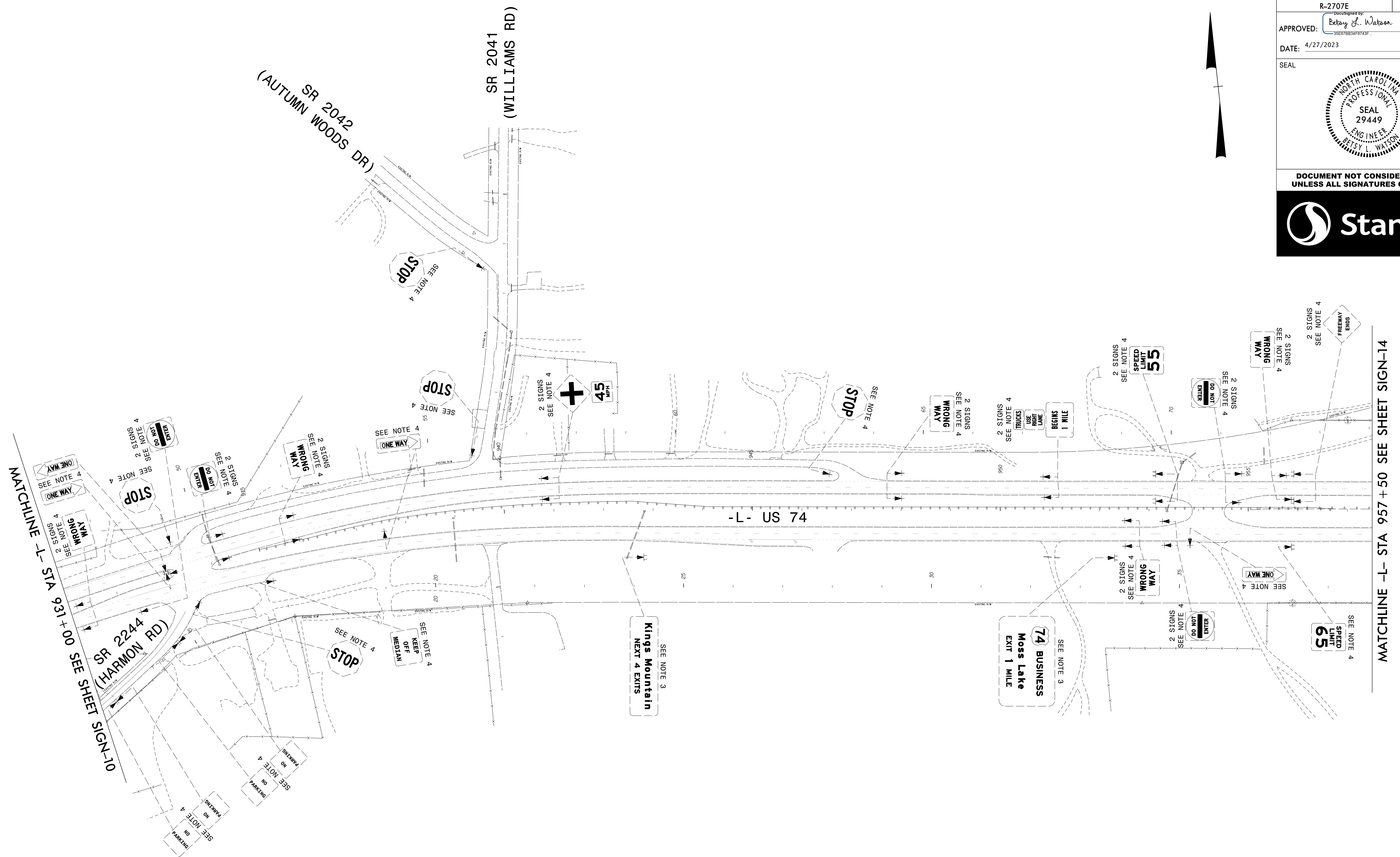
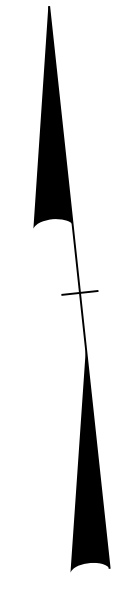
\$\$\$\$\$
 SYSTEMTIME
 \$\$\$
 USERNAME
 \$\$\$

PROPOSED SIGNING
 US 74
 -L- STA 903+00 TO STA 931+00

TIP NO. R-2707E	SHEET NO. SIGN-12
APPROVED: <i>Betsy L. Watson</i> 35E97B834F8743F	
DATE: 4/27/2023	
SEAL	



DOCUMENT NOT CONSIDERED FINAL
UNLESS ALL SIGNATURES COMPLETED

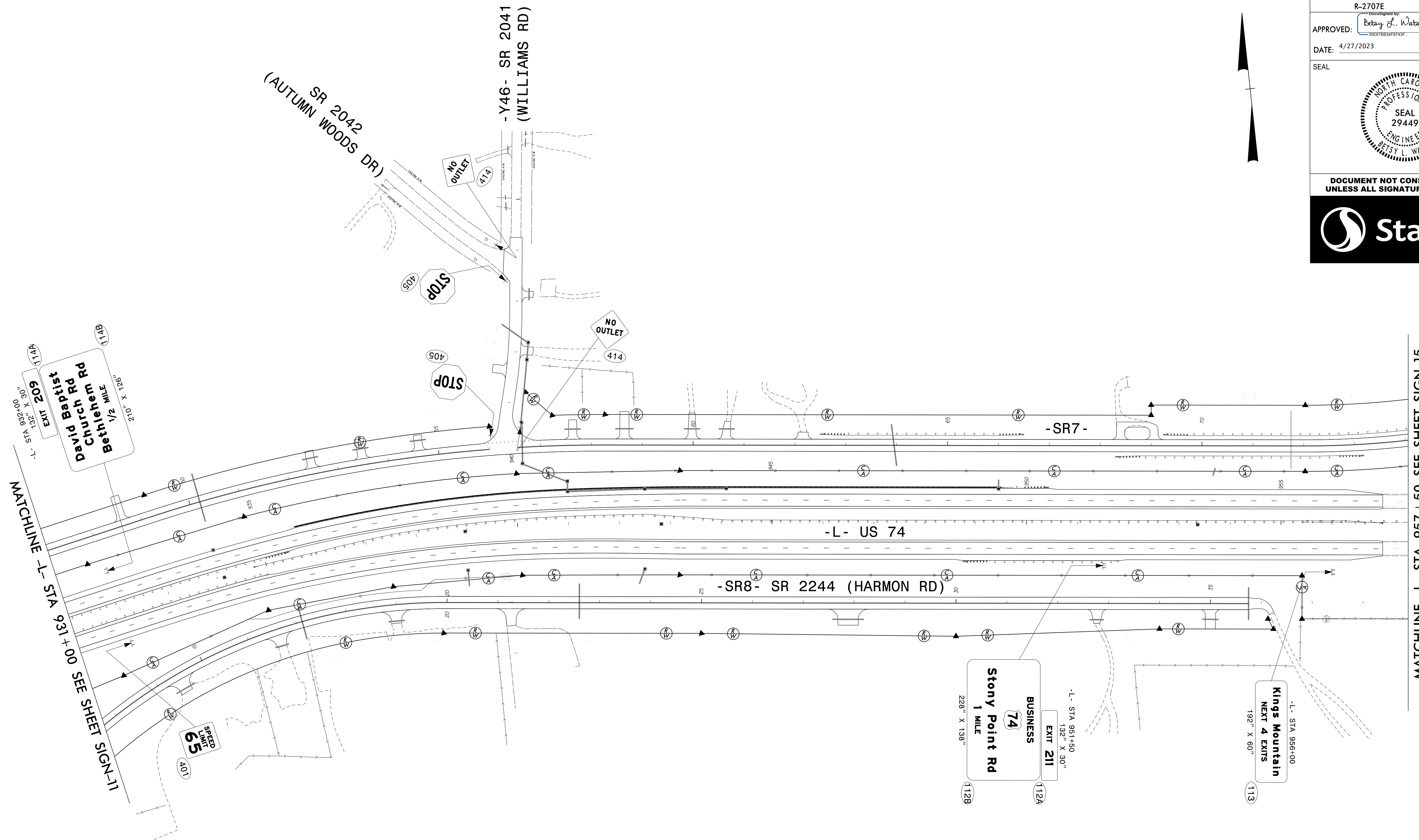
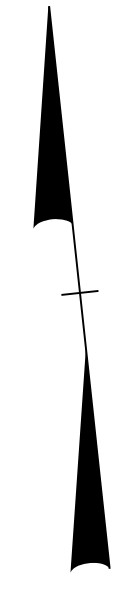


- PROJECT NOTES**
- 1 DISPOSAL OF SIGN SYSTEM, WOOD
 - 2 DISPOSAL OF FLASHER SYSTEM
 - 3 DISPOSAL OF SIGN SYSTEM, STEEL BEAM
 - 4 DISPOSAL OF SIGN SYSTEM, U-CHANNEL
 - 5 DISPOSAL OF SIGN, D, E, OR F

EXISTING SIGNING
US 74
-L- STA 931+00 TO STA 957+50

\$\$\$\$\$SYTIME\$\$\$\$\$
\$\$\$\$\$DGN\$\$\$\$\$
\$\$\$\$\$USERNAME\$\$\$\$\$

TIP NO. R-2707E	SHEET NO. SIGN-13
DESIGNED BY: Betsey L. Watson 35E97B34F8743F	
APPROVED: <i>Betsey L. Watson</i>	
DATE: 4/27/2023	
SEAL	
DOCUMENT NOT CONSIDERED FINAL UNLESS ALL SIGNATURES COMPLETED	





\$\$\$\$\$SYTIME\$\$\$\$\$
\$\$\$\$\$DDGN\$\$\$\$\$
\$\$\$\$\$USERNAME\$\$\$\$\$

PROPOSED SIGNING
US 74
-L- STA 931+00 TO STA 957+50

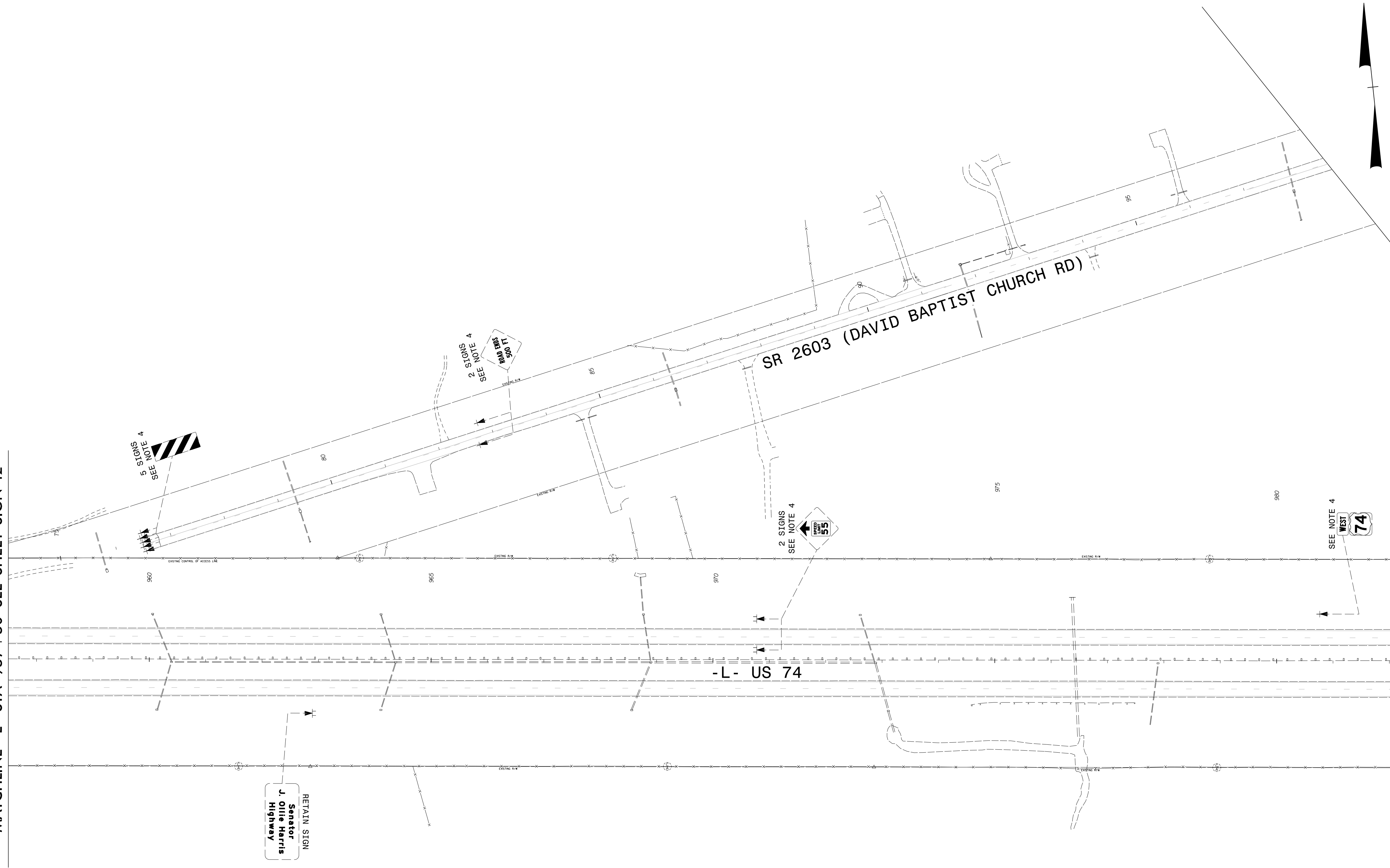
MATCHLINE -L- STA 957+50 SEE SHEET SIGN-15

MATCHLINE -L- STA 931+00 SEE SHEET SIGN-11

TIP NO. R-2707E	SHEET NO. SIGN-14
APPROVED: <i>Betsy L. Watson</i> <small>35E97B834F8743F</small>	
DATE: 4/27/2023	
SEAL	
	
DOCUMENT NOT CONSIDERED FINAL UNLESS ALL SIGNATURES COMPLETED	
	

MATCHLINE -L- STA 957 +50 SEE SHEET SIGN-12

MATCHLINE -L- STA 985 +00 SEE SHEET SIGN-16





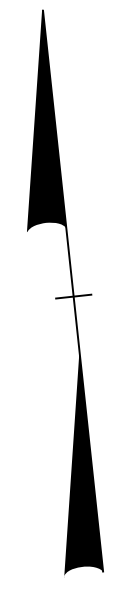
PROJECT NOTES

- 1 DISPOSAL OF SIGN SYSTEM, WOOD
- 2 DISPOSAL OF FLASHER SYSTEM
- 3 DISPOSAL OF SIGN SYSTEM, STEEL BEAM
- 4 DISPOSAL OF SIGN SYSTEM, U-CHANNEL
- 5 DISPOSAL OF SIGN, D, E, OR F

EXISTING SIGNING
US 74
-L- STA 957+50 TO STA 985+00

\$\$\$SYTIME\$\$\$
 \$\$\$DGN\$\$\$
 \$\$\$USERNAME\$\$\$

TIP NO. R-2707E	SHEET NO. SIGN-15
APPROVED: <i>Betsy L. Watson</i> <small>35E97B834F8743F</small>	
DATE: 4/27/2023	
SEAL	
	
DOCUMENT NOT CONSIDERED FINAL UNLESS ALL SIGNATURES COMPLETED	
	



MATCHLINE -L- STA 957+50 SEE SHEET SIGN-13

MATCHLINE -L- STA 985+00 SEE SHEET SIGN-17

-L- STA 958+00
132' X 30"
EXIT 209 (116A)
David Baptist Church Rd
Bethlehem Rd
1 MILE (116B)
210' X 126"

-SR7- SR 2603
(DAVID BAPTIST CHURCH RD)

-L- STA 971+00
Forest City 30
Ashville 91
96' X 36" (307)

SPEED LIMIT 65 (401)

-L- STA 982+91
MILE 211

-L- US 74



EXISTING SIGN
Senator J. Ollie Harris Highway

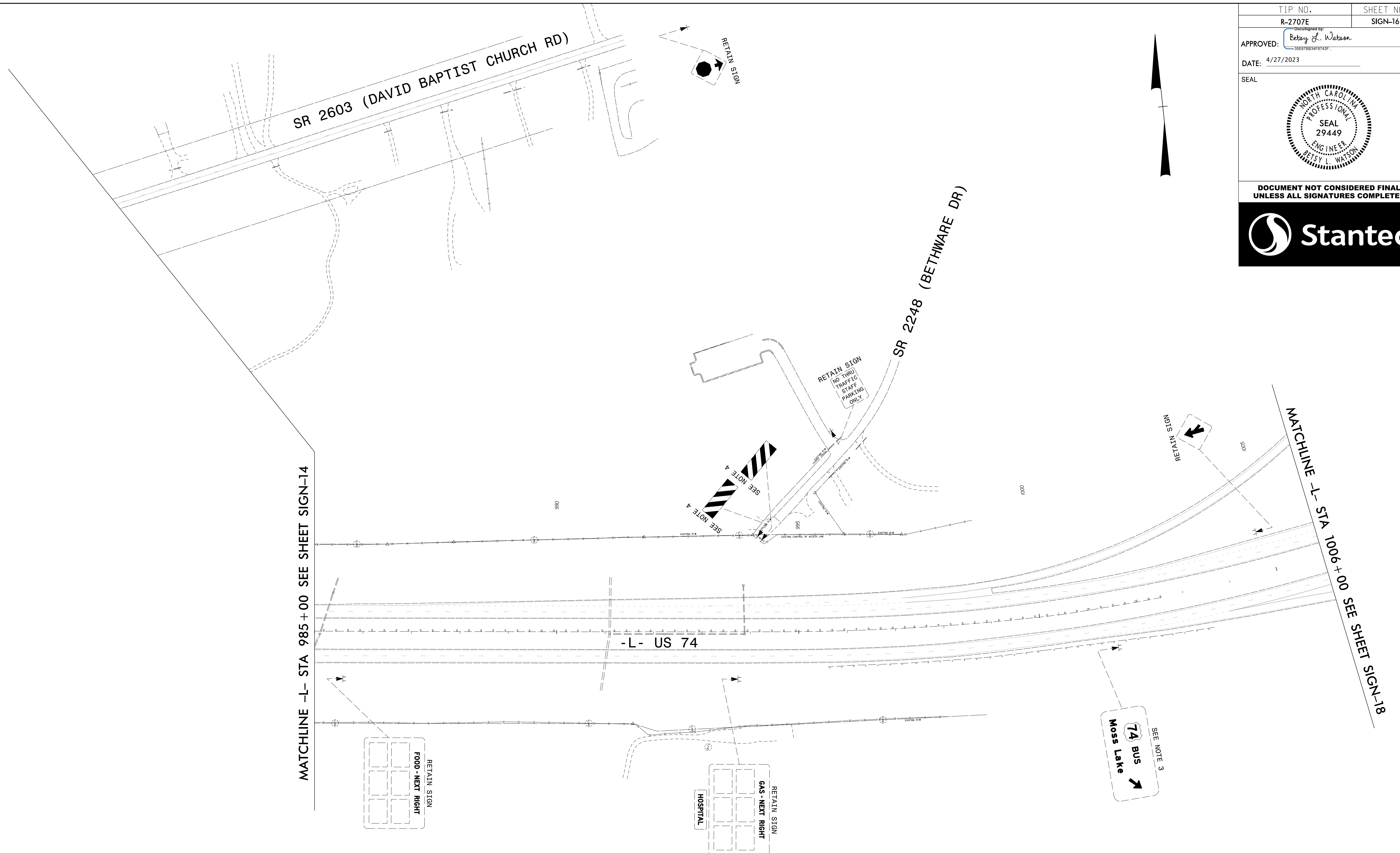
-L- STA 977+50
Moss Lake Hospital
EXIT 211 (115)
138' X 102"

-L- STA 982+91
MILE 211

\$\$\$\$\$SYTIME\$\$\$\$\$
\$\$\$\$\$2\$\$\$\$\$
\$\$\$\$\$DGN\$\$\$\$\$
\$\$\$\$\$USERNAME\$\$\$\$\$

PROPOSED SIGNING
US 74
-L- STA 957+50 TO STA 985+00

TIP NO. R-2707E	SHEET NO. SIGN-16
DESIGNED BY: APPROVED: <i>Betsy L. Watson</i> 35E97B834F8743F	
DATE: 4/27/2023	
SEAL	
	
DOCUMENT NOT CONSIDERED FINAL UNLESS ALL SIGNATURES COMPLETED	
	




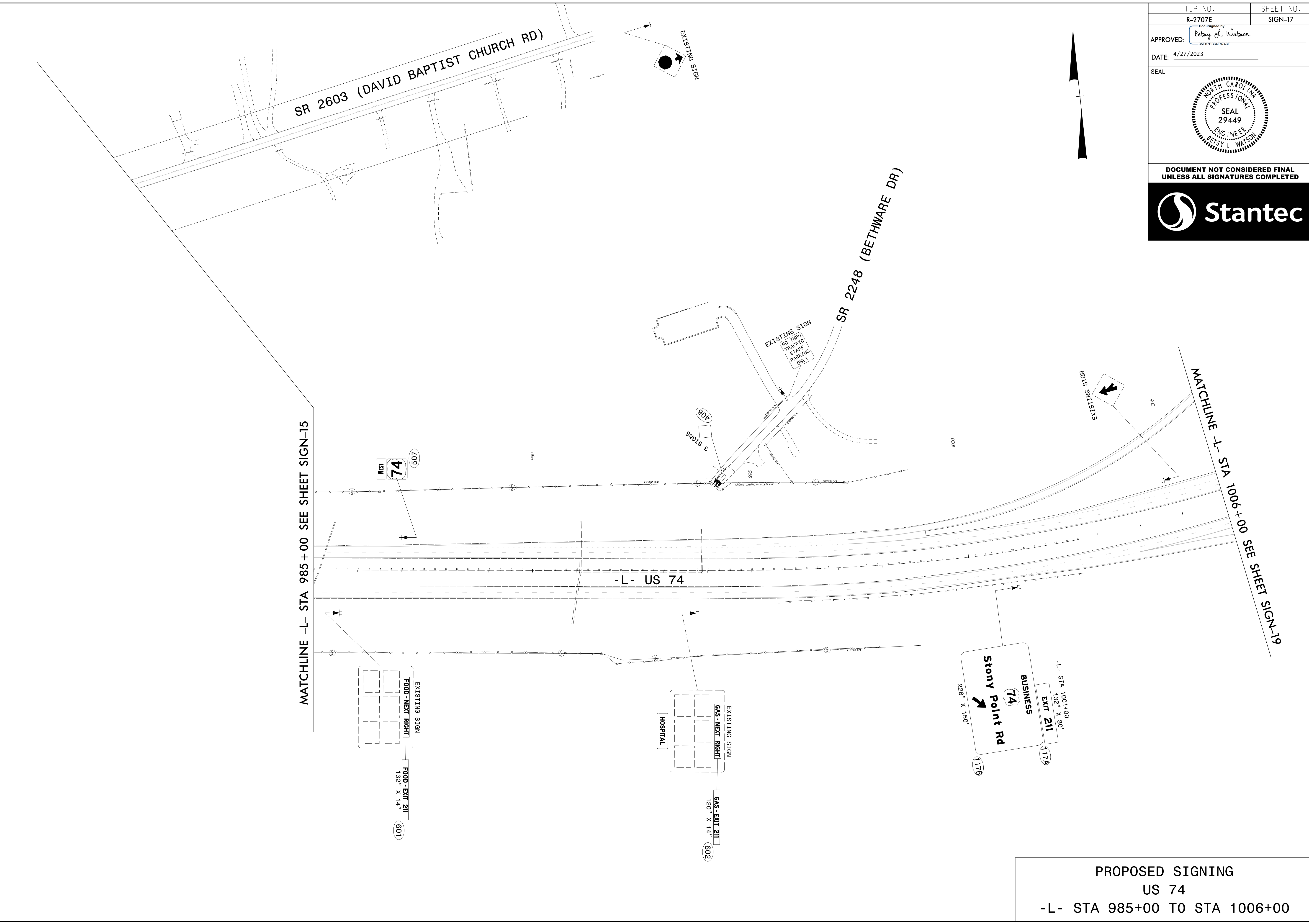
PROJECT NOTES

- 1 DISPOSAL OF SIGN SYSTEM, WOOD
- 2 DISPOSAL OF FLASHER SYSTEM
- 3 DISPOSAL OF SIGN SYSTEM, STEEL BEAM
- 4 DISPOSAL OF SIGN SYSTEM, U-CHANNEL
- 5 DISPOSAL OF SIGN, D, E, OR F

EXISTING SIGNING
 US 74
 -L- STA 985+00 TO STA 1006+00

\$\$\$\$\$SYTIME\$\$\$\$\$
 \$\$\$DDGN\$\$\$\$\$
 \$\$\$USERNAME\$\$\$\$\$


TIP NO. R-2707E	SHEET NO. SIGN-17
DESIGNED BY: <i>Betsy L. Watson</i>	
APPROVED:	
DATE: 4/27/2023	
SEAL	
	
DOCUMENT NOT CONSIDERED FINAL UNLESS ALL SIGNATURES COMPLETED	



PROPOSED SIGNING
US 74
-L- STA 985+00 TO STA 1006+00

\$\$\$\$\$SYSTEMTIME\$\$\$\$\$
 \$\$\$DDMMYY\$\$\$
 \$\$\$DDGN\$\$\$
 \$\$\$USERNAME\$\$\$

APPROVED: *Betsy L. Watson*
DESIGNED BY: Betsy L. Watson
DATE: 4/27/2023

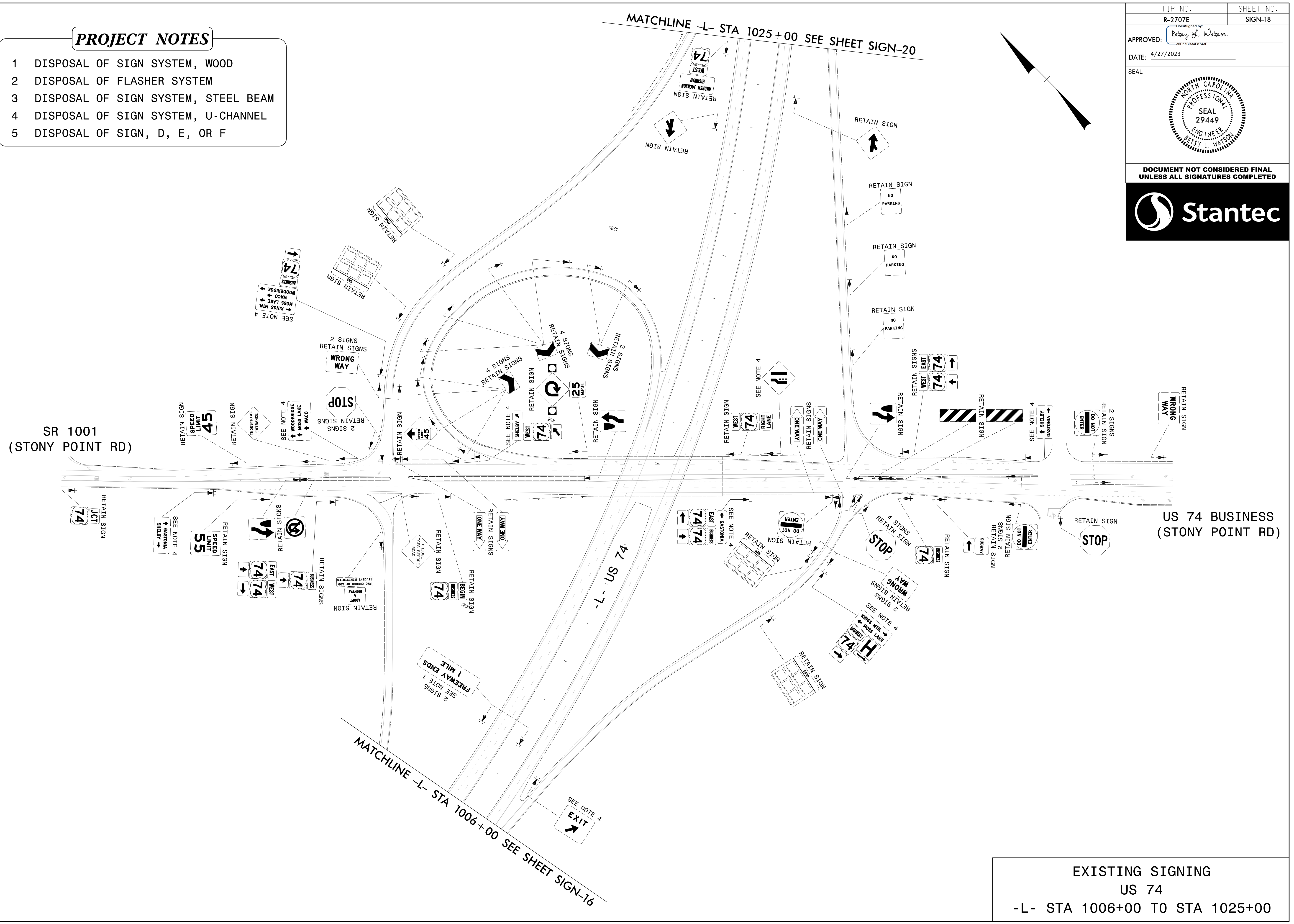


DOCUMENT NOT CONSIDERED FINAL
UNLESS ALL SIGNATURES COMPLETED





PROJECT NOTES

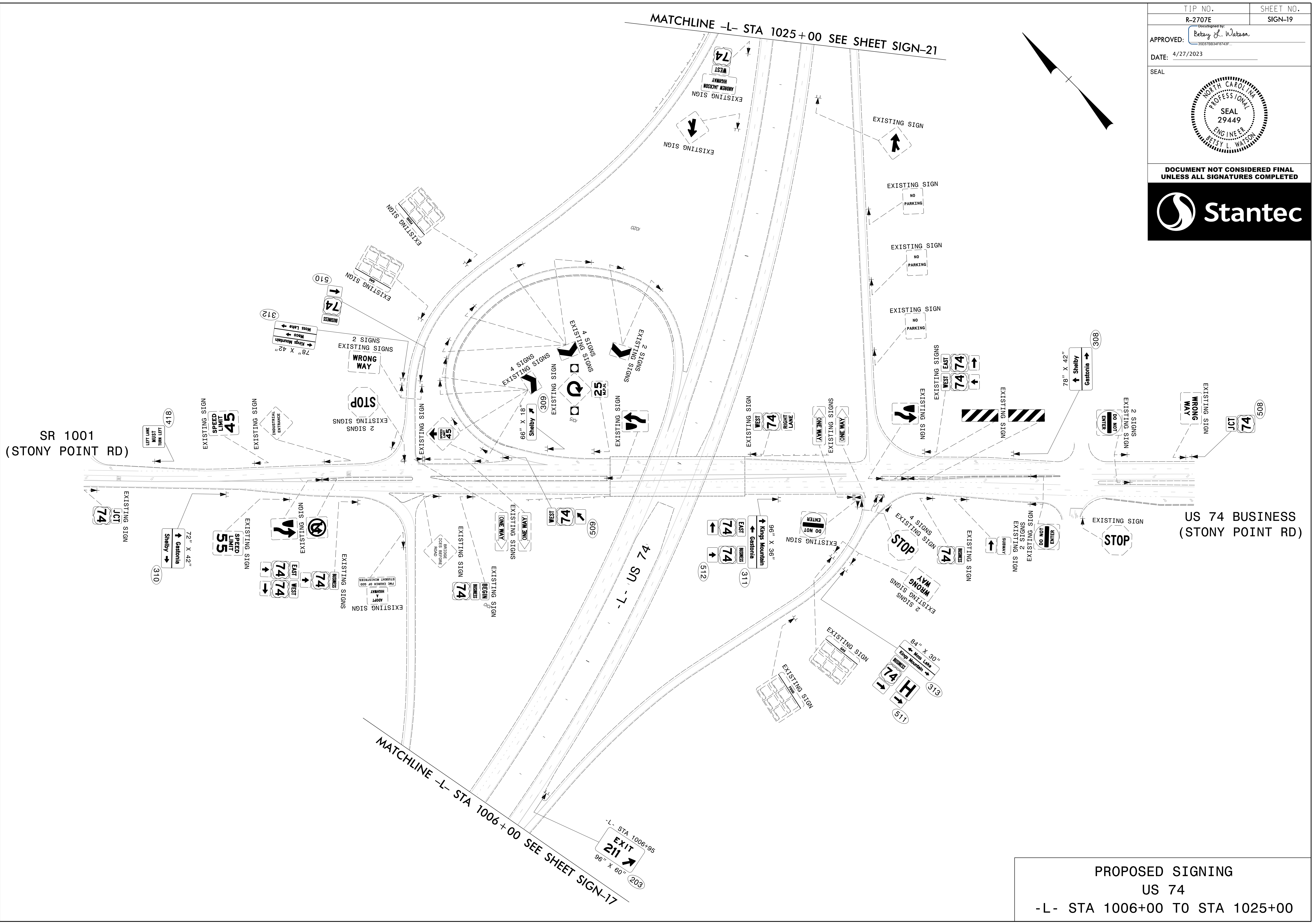
- 1 DISPOSAL OF SIGN SYSTEM, WOOD
- 2 DISPOSAL OF FLASHER SYSTEM
- 3 DISPOSAL OF SIGN SYSTEM, STEEL BEAM
- 4 DISPOSAL OF SIGN SYSTEM, U-CHANNEL
- 5 DISPOSAL OF SIGN, D, E, OR F



EXISTING SIGNING
US 74
-L- STA 1006+00 TO STA 1025+00

\$\$\$\$\$SYTIME\$\$\$\$\$
\$\$\$\$\$DDGN\$\$\$\$\$
\$\$\$\$\$USERNAME\$\$\$\$\$

TIP NO. R-2707E	SHEET NO. SIGN-19
APPROVED: <i>Betsy L. Watson</i> <small>REGISTERED PROFESSIONAL ENGINEER</small>	
DATE: 4/27/2023	
SEAL	
	
DOCUMENT NOT CONSIDERED FINAL UNLESS ALL SIGNATURES COMPLETED	
	






\$\$\$\$\$SYTIME\$\$\$\$\$
 \$\$\$\$\$\$DGN\$\$\$\$\$
 \$\$\$\$\$\$USERNAME\$\$\$\$\$

PROPOSED SIGNING
US 74
-L- STA 1006+00 TO STA 1025+00

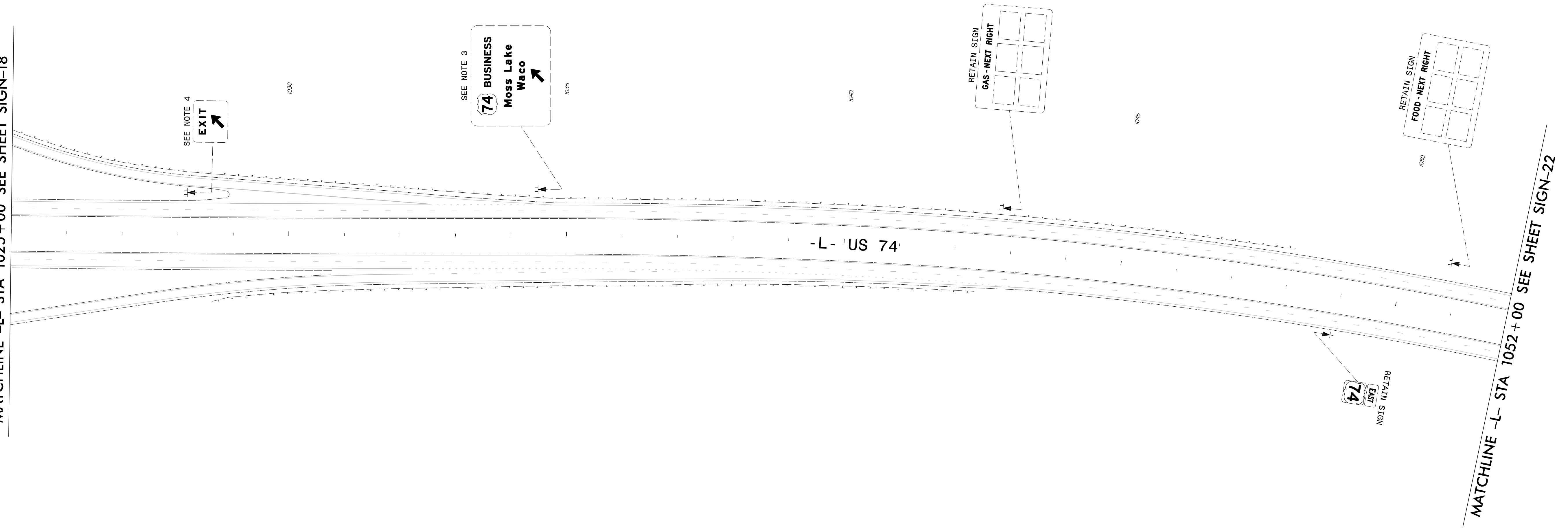
PROJECT NOTES

- 1 DISPOSAL OF SIGN SYSTEM, WOOD
- 2 DISPOSAL OF FLASHER SYSTEM
- 3 DISPOSAL OF SIGN SYSTEM, STEEL BEAM
- 4 DISPOSAL OF SIGN SYSTEM, U-CHANNEL
- 5 DISPOSAL OF SIGN, D, E, OR F

TIP NO. R-2707E	SHEET NO. SIGN-20
APPROVED: <i>Betsy L. Watson</i> <small>35E97B834F8743F</small>	
DATE: 4/27/2023	
SEAL	
	
DOCUMENT NOT CONSIDERED FINAL UNLESS ALL SIGNATURES COMPLETED	
	





MATCHLINE -L- STA 1025+00 SEE SHEET SIGN-18




MATCHLINE -L- STA 1052+00 SEE SHEET SIGN-22

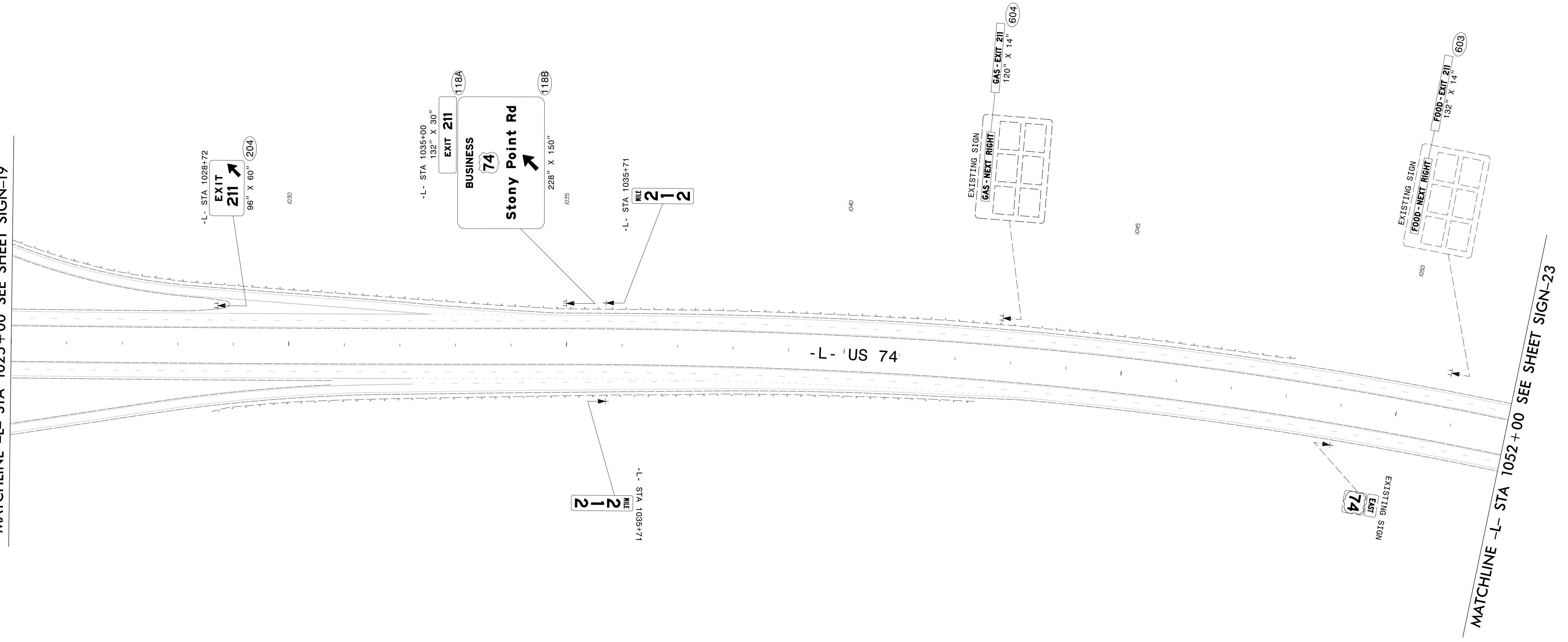
EXISTING SIGNING
US 74
-L- STA 1025+00 TO STA 1052+00

\$\$\$\$\$SYTIME\$\$\$\$\$
 \$\$\$\$\$\$2\$\$\$\$\$DGN\$\$\$\$\$
 \$\$\$\$\$\$USERNAME\$\$\$\$\$

TIP NO. R-2707E	SHEET NO. SIGN-21
APPROVED: <i>Betsy L. Watson</i> <small>35E97B34F8743F</small>	
DATE: 4/27/2023	
SEAL	
	
DOCUMENT NOT CONSIDERED FINAL UNLESS ALL SIGNATURES COMPLETED	
	



MATCHLINE -L- STA 1025+00 SEE SHEET SIGN-19





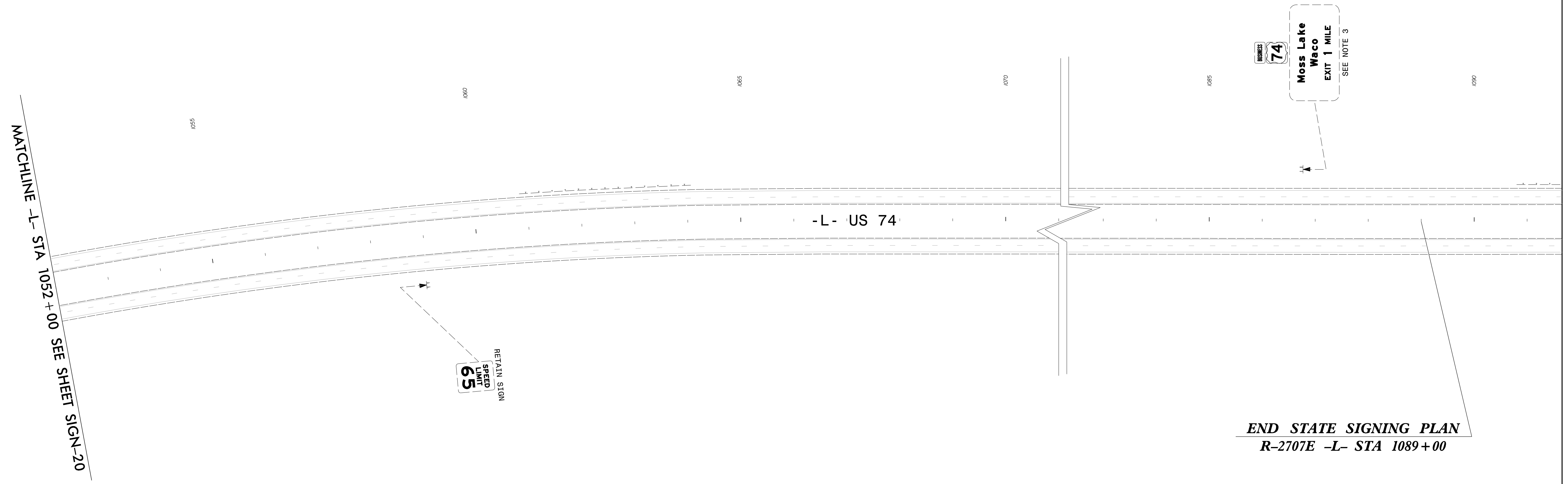

\$\$\$\$\$SYTIME\$\$\$\$\$
\$\$\$\$\$DDGN\$\$\$\$\$
\$\$\$\$\$USERNAME\$\$\$\$\$

PROPOSED SIGNING
US 74
-L- STA 1025+00 TO STA 1052+00

PROJECT NOTES

- 1 DISPOSAL OF SIGN SYSTEM, WOOD
- 2 DISPOSAL OF FLASHER SYSTEM
- 3 DISPOSAL OF SIGN SYSTEM, STEEL BEAM
- 4 DISPOSAL OF SIGN SYSTEM, U-CHANNEL
- 5 DISPOSAL OF SIGN, D, E, OR F



TIP NO. R-2707E	SHEET NO. SIGN-22
APPROVED: <i>Betsy L. Watson</i> <small>35E97B834F8743F</small>	
DATE: 4/27/2023	
SEAL	
	
DOCUMENT NOT CONSIDERED FINAL UNLESS ALL SIGNATURES COMPLETED	
	

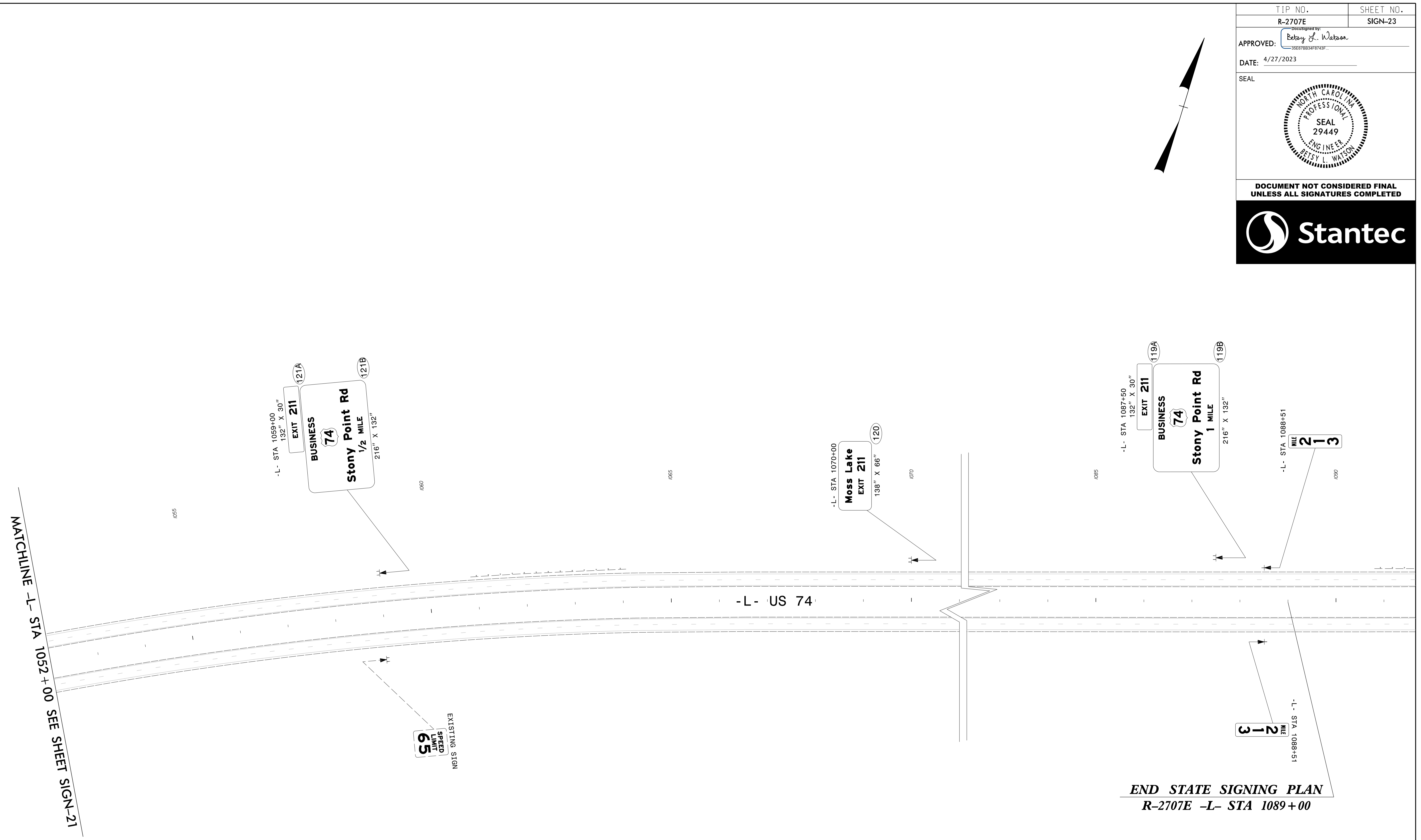



END STATE SIGNING PLAN
R-2707E -L- STA 1089+00

EXISTING SIGNING
US 74
-L- STA 1052+00 TO STA 1091+66

\$\$\$\$\$SYSTEMTIME\$\$\$\$\$
\$\$\$\$\$DGN\$\$\$\$\$
\$\$\$\$\$USERNAME\$\$\$\$\$

TIP NO. R-2707E	SHEET NO. SIGN-23
APPROVED: <i>Betsy L. Watson</i> <small>35E97B834F8743F</small>	
DATE: 4/27/2023	
SEAL	
	
DOCUMENT NOT CONSIDERED FINAL UNLESS ALL SIGNATURES COMPLETED	
	



END STATE SIGNING PLAN
R-2707E -L- STA 1089 + 00

PROPOSED SIGNING
US 74
-L- STA 1052+00 TO STA 1091+66

\$\$\$\$\$SYTIME\$\$\$\$\$
\$\$\$\$\$DDGN\$\$\$\$\$
\$\$\$\$\$USERNAME\$\$\$\$\$