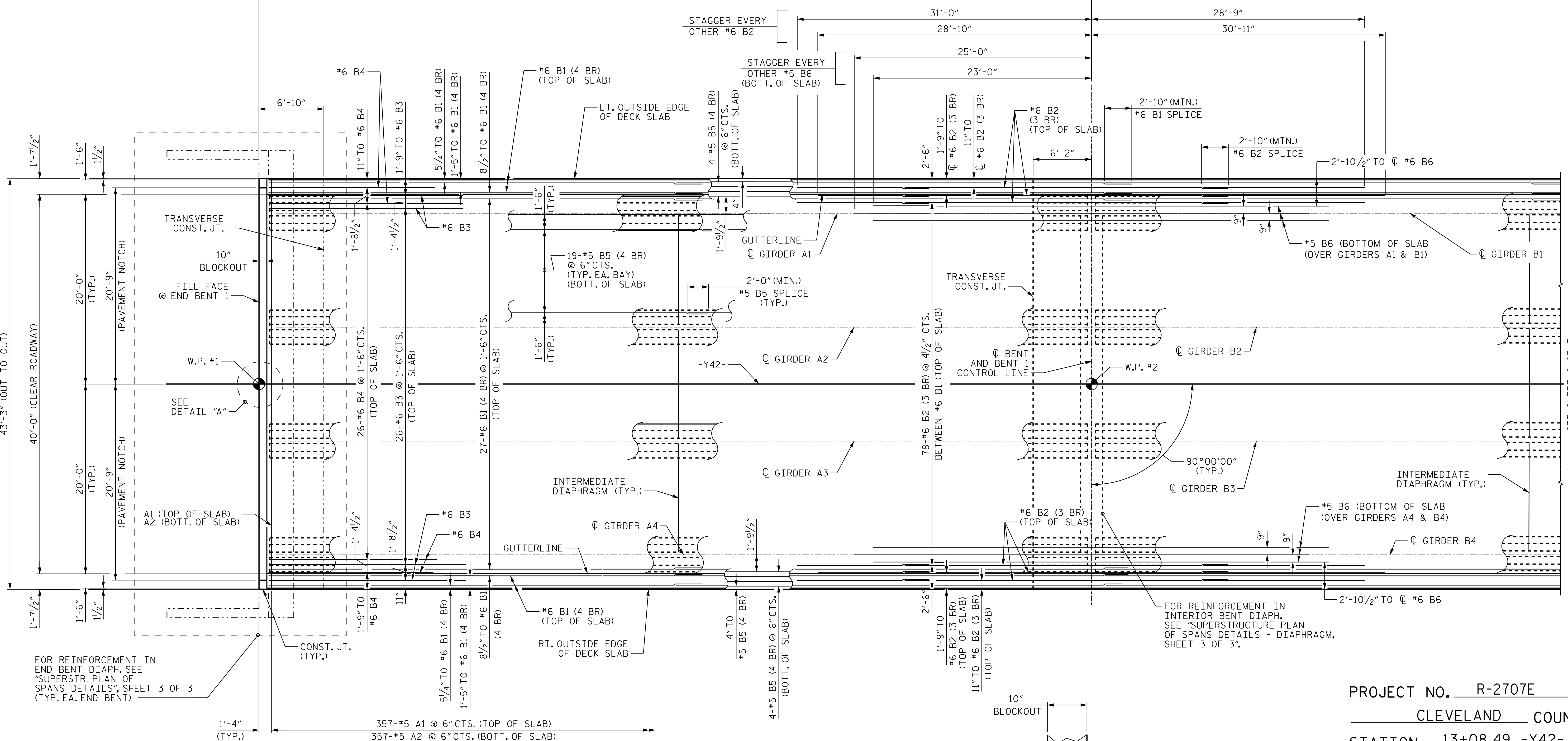


5/5/2023 12:45:08 PM jgelle

TOTAL LENGTH OF BRIDGE = 180'-8" (FILL FACE TO FILL FACE)

87'-8" (W.P.#1 TO W.P.#2)

93'-0" (W.P.#2 TO W.P.#3)



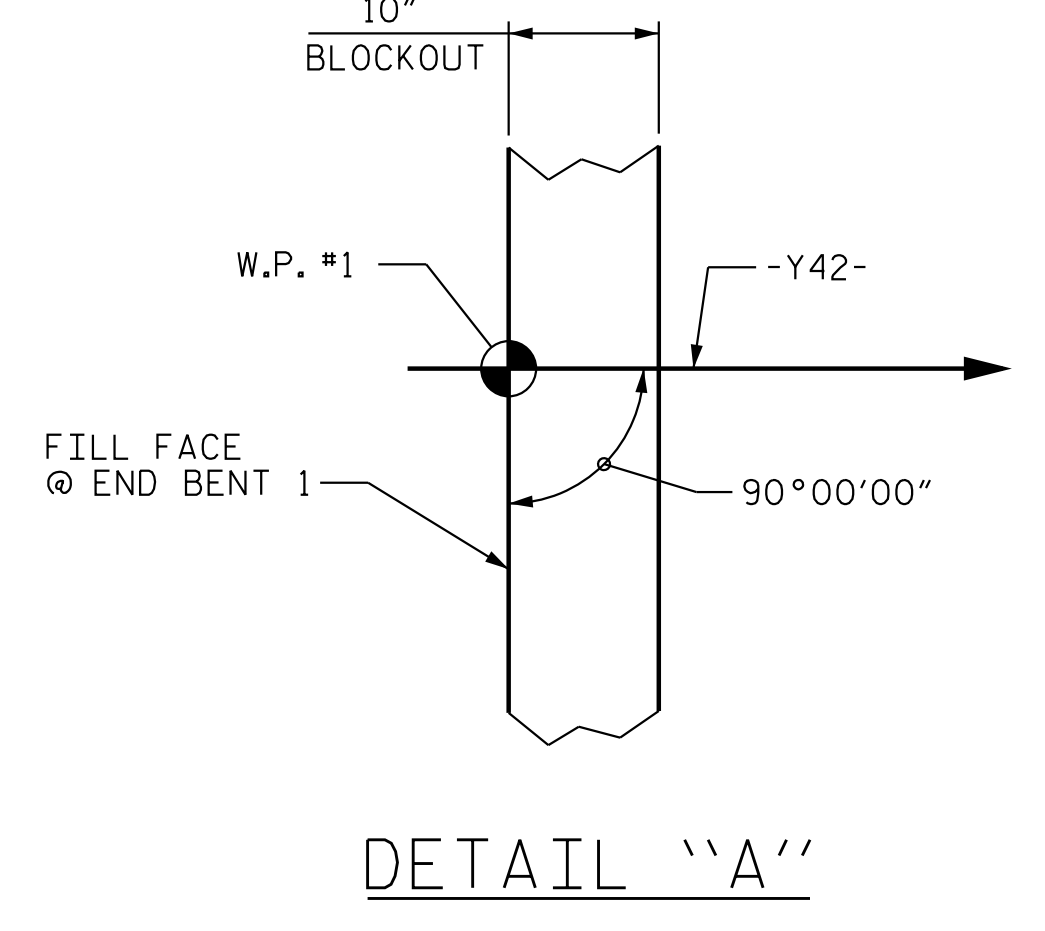
PLAN OF SPANS
(SPAN A AND PART SPAN B)

FOR BARRIER RAIL DETAILS AND REINFORCING STEEL, SEE "CONCRETE BARRIER RAIL" SHEET S7-19.

FOR TRANSVERSE CONSTRUCTION JOINT DETAIL, SEE "PLAN OF SPANS, SHEET S7-10."


FOR POUR SEQUENCE, SEE SHEET "SUPERSTRUCTURE BILL OF MATERIALS" SHEET S7-22.

PLACE #6 B3 AND #6 B4 2" CLEAR OF 10" BLOCKOUT.
(3 BR) DENOTES THREE BAR RUN
(4 BR) DENOTES FOUR BAR RUN



PROJECT NO. R-2707E
CLEVELAND COUNTY
STATION: 13+08.49 -Y42-

SHEET 1 OF 3
STATE OF NORTH CAROLINA
DEPARTMENT OF TRANSPORTATION
RALEIGH
SUPERSTRUCTURE
PLAN OF SPANS



REVISIONS						SHEET NO.
NO.	BY:	DATE:	NO.	BY:	DATE:	S7-09
1			3			TOTAL SHEETS
2			4			34

DOCUMENT NOT CONSIDERED FINAL UNLESS ALL SIGNATURES COMPLETED

Stantec
Stantec Consulting Services Inc.
801 Jones Franklin Road
Suite 300
Raleigh, NC 27606
Tel. (919) 851-6866
Fax. (919) 851-7024
www.stantec.com
License No. F-0672

DRAWN BY: J. B. GEILE DATE: 12/06/18
CHECKED BY: A. L. BOYKIN DATE: 02/17/23
DESIGN ENGINEER OF RECORD: J. T. KELVINGTON DATE: 05/05/23