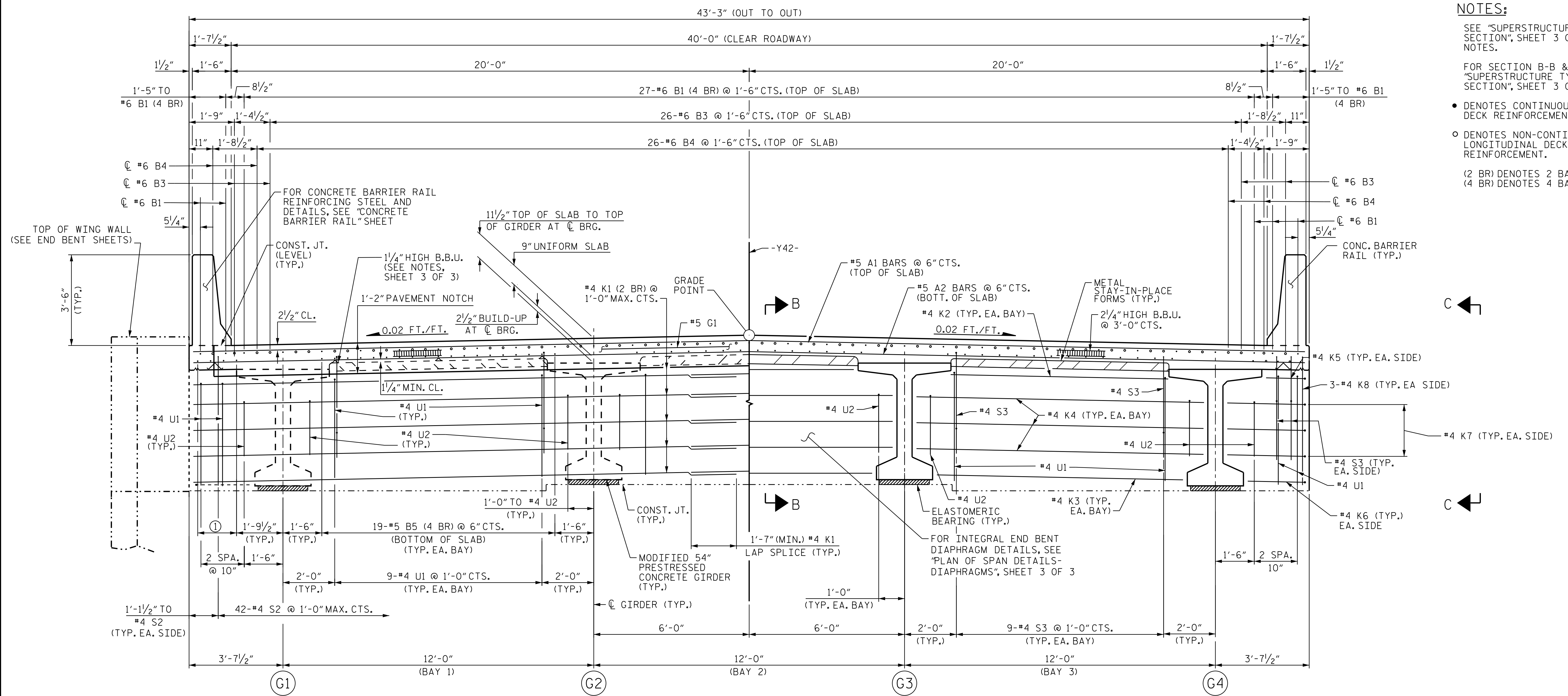


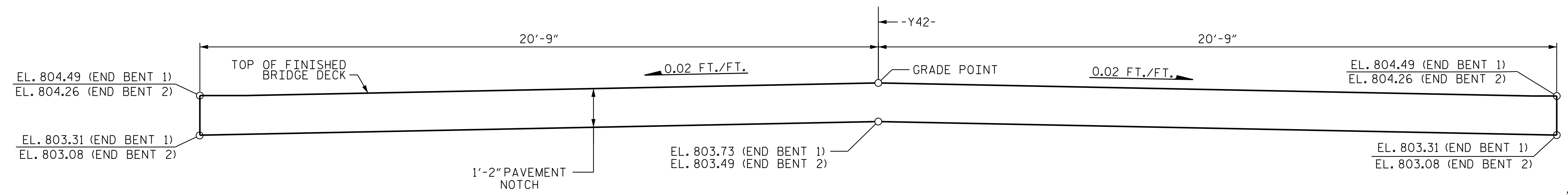
**NOTES:**

- SEE "SUPERSTRUCTURE TYPICAL SECTION", SHEET 3 OF 3 FOR NOTES.
- FOR SECTION B-B & C-C SEE "SUPERSTRUCTURE TYPICAL SECTION", SHEET 3 OF 3.
- DENOTES CONTINUOUS LONGITUDINAL DECK REINFORCEMENT.
- DENOTES NON-CONTINUOUS LONGITUDINAL DECK REINFORCEMENT.
- (2 BR) DENOTES 2 BAR RUN.
- (4 BR) DENOTES 4 BAR RUN.



**INTEGRAL DIAPHRAGM HALF-SECTION REINFORCEMENT AT FILL FACE**      **TYPICAL SECTION**      **INTEGRAL DIAPHRAGM HALF-SECTION REINFORCEMENT AT FRONT FACE**

(AS VIEWED AT END BENT 1, LOOKING UP-STATION) (END BENT 2 DETAILS SIMILAR BY ROTATION)  
 FOR SECTION THROUGH END BENT AND END VIEW OF END BENT DIAPHRAGM, SEE SECTIONS B-B & C-C ON SHT. 3 OF 3.




**APPROACH SLAB PAVEMENT NOTCH DETAIL**

PROJECT NO. R-2707E  
CLEVELAND COUNTY  
 STATION: 13+08.49 -Y42-

SHEET 2 OF 3  
 STATE OF NORTH CAROLINA  
 DEPARTMENT OF TRANSPORTATION  
 RALEIGH

**TYPICAL SECTION**



**Stantec**  
 Stantec Consulting Services Inc.  
 801 Jones Franklin Road  
 Suite 300  
 Raleigh, NC 27606  
 Tel. (919) 851-6866  
 Fax. (919) 851-7024  
 www.stantec.com  
 License No. F-0672

DRAWN BY: J.E. HAGENBUSH DATE: 10/17/18  
 CHECKED BY: A. L. BOYKIN DATE: 02/17/23  
 DESIGN ENGINEER OF RECORD: J. T. KELVINGTON DATE: 05/05/23

DOCUMENT NOT CONSIDERED FINAL UNLESS ALL SIGNATURES COMPLETED

REVISIONS						SHEET NO. S7-07
NO.	BY:	DATE:	NO.	BY:	DATE:	
1			3			TOTAL SHEETS 34
2			4			

5/5/2023 12:44:10 PM jgelle c:\users\jgelle\documents\p.w. working\mms5559\R2707E.SMU.TS02.220494.dgn