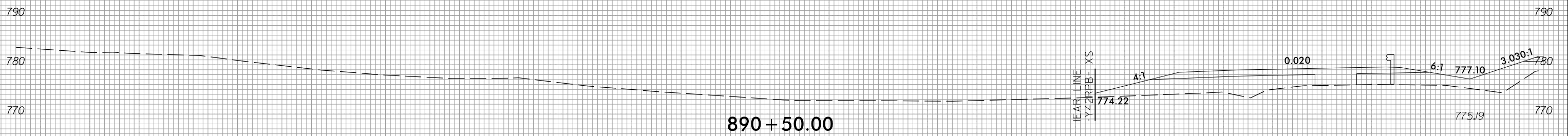


6/23/16

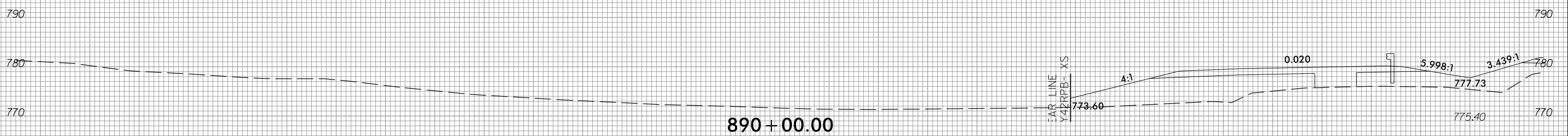


| | |
|---------------------|-----------|
| PROJ. REFERENCE NO. | SHEET NO. |
| R-2707E | X-29 |

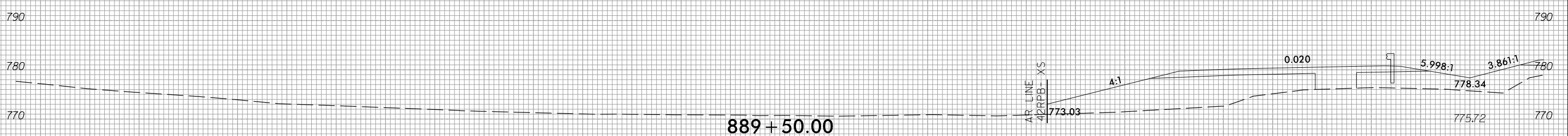
290 280 270 260 250 240 230 220 210 200 190 180 170 160 150 140 130 120 110 100 90 80 70 60 50 40 30 20 10 0 10



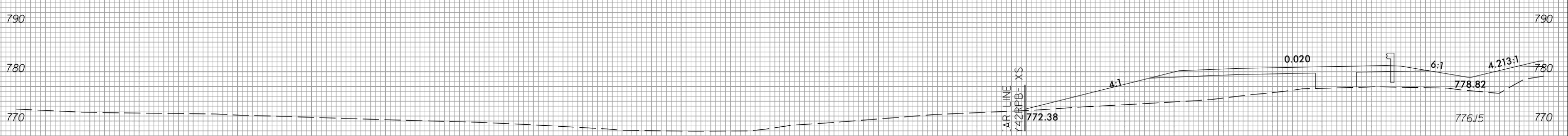
890+50.00



890+00.00



889+50.00



889+00.00

-L-LT

290 280 270 260 250 240 230 220 210 200 190 180 170 160 150 140 130 120 110 100 90 80 70 60 50 40 30 20 10 0 10

4/6/2023
 c:\users\j\j\j\documents\pw-working\d0103749\R2707E_CMD_XPL-L-L.T.dgn
 j\j\j\vis