

SIGN NUMBER: 601,603
 TYPE: B
 QUANTITY: 2
 SIGN WIDTH: 132"
 HEIGHT: 14"
 TOTAL AREA: 12.8 Sq.Ft.
 BORDER TYPE: FLUSH
 RADII: 0"
 WIDTH: 0"
 RECESS: 0"
 NO. Z BARS: 0
 LENGTH: 124.0

BACKG COLOR: Blue
 COPY COLOR: White

SYMBOL	X	Y	WID	HT

MAT'L: 0.063" (1.6MM) ALUMINUM

DESIGN BY: RRH CHECKED BY: BLW DATE: Apr 17, 2023
 PROJECT ID: R-2707E DIV: 12



Spacing Factor is 1 unless specified otherwise

USE NOTES

1. Legend and border (except those that are colored black) shall be direct applied Grade C sheeting.
2. Background shall be Grade C reflective sheeting.

LETTER POSITIONS

Letter spacings are to start of next letter													Series/Size Text Length				
F	O	O	D	-	E	X	I	T	2	1	1		D 2000				
17.4	7.5	9.1	9.3	6.8	5	3.5	5	7.2	8.5	3.1	6.2	10	8.8	4.7	2.5	17.4	97.2

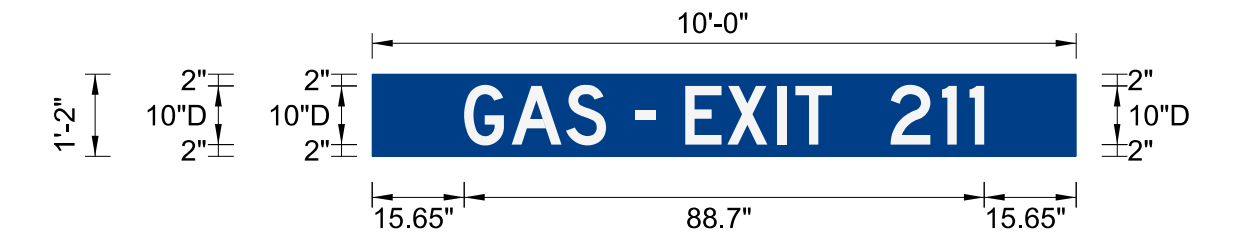
SIGN NUMBER: 602,604
 TYPE: B
 QUANTITY: 2
 SIGN WIDTH: 120"
 HEIGHT: 14"
 TOTAL AREA: 11.7 Sq.Ft.
 BORDER TYPE: FLUSH
 RADII: 0"
 WIDTH: 0"
 RECESS: 0"
 NO. Z BARS: 0
 LENGTH: 112.0

BACKG COLOR: Blue
 COPY COLOR: White

SYMBOL	X	Y	WID	HT

MAT'L: 0.063" (1.6MM) ALUMINUM

DESIGN BY: RRH CHECKED BY: BLW DATE: Apr 17, 2023
 PROJECT ID: R-2707E DIV: 12



Spacing Factor is 1 unless specified otherwise

USE NOTES

1. Legend and border (except those that are colored black) shall be direct applied Grade C sheeting.
2. Background shall be Grade C reflective sheeting.

LETTER POSITIONS

Letter spacings are to start of next letter													Series/Size Text Length				
G	A	S	-	E	X	I	T	2	1	1		D 2000					
15.7	8.1	9.3	6.8	5	3.5	5	7.2	8.5	3.1	6.2	10	8.8	4.7	2.5	15.7	88.7	


TIP NO. R-2707E SHEET NO. SIGN-5B

APPROVED: *Betsy L. Watson*
REGISTERED PROFESSIONAL SEAL 29449 ENGINEER Betsy L. Watson

DATE: 4/27/2023

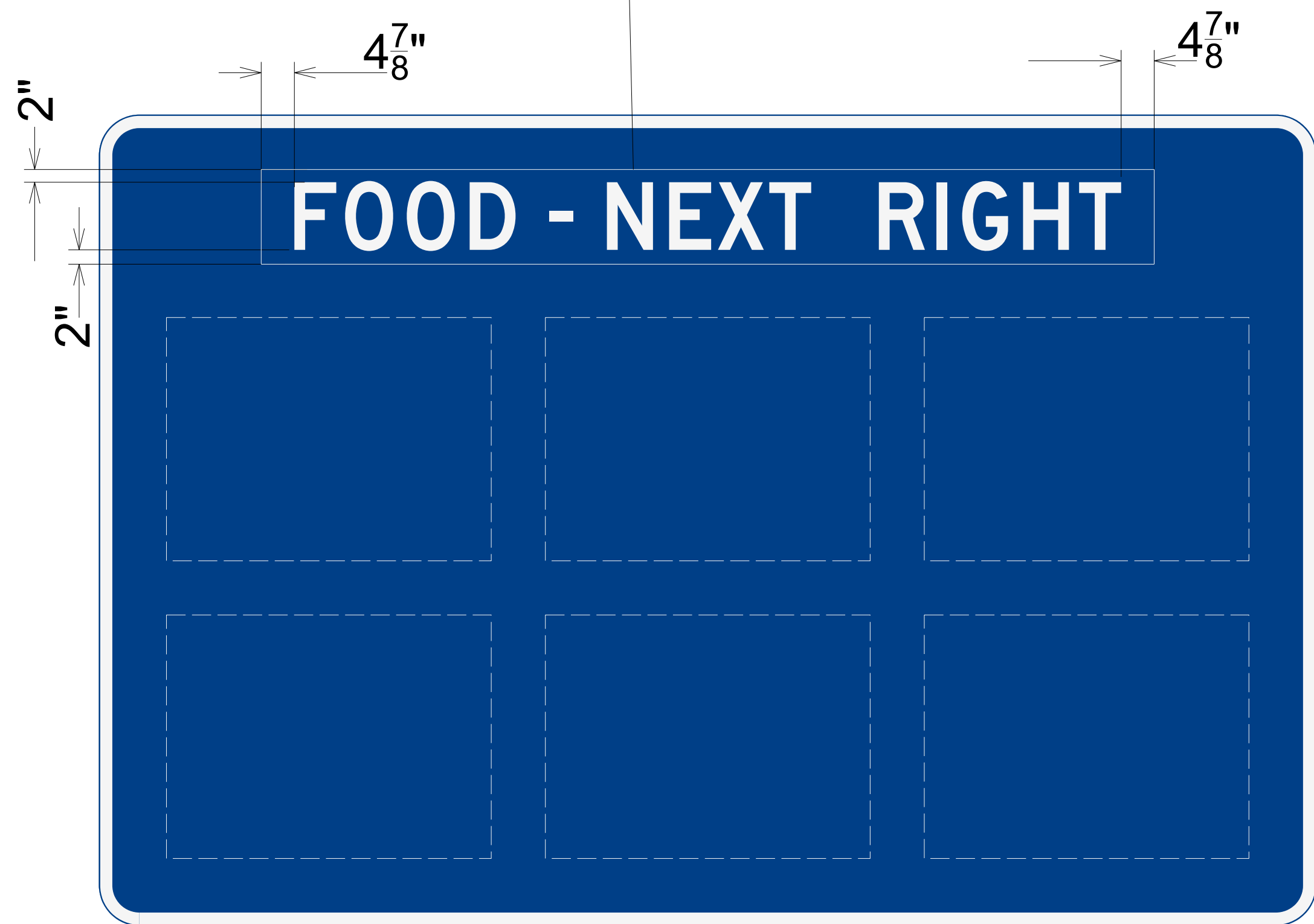
SEAL

DOCUMENT NOT CONSIDERED FINAL
 UNLESS ALL SIGNATURES COMPLETED



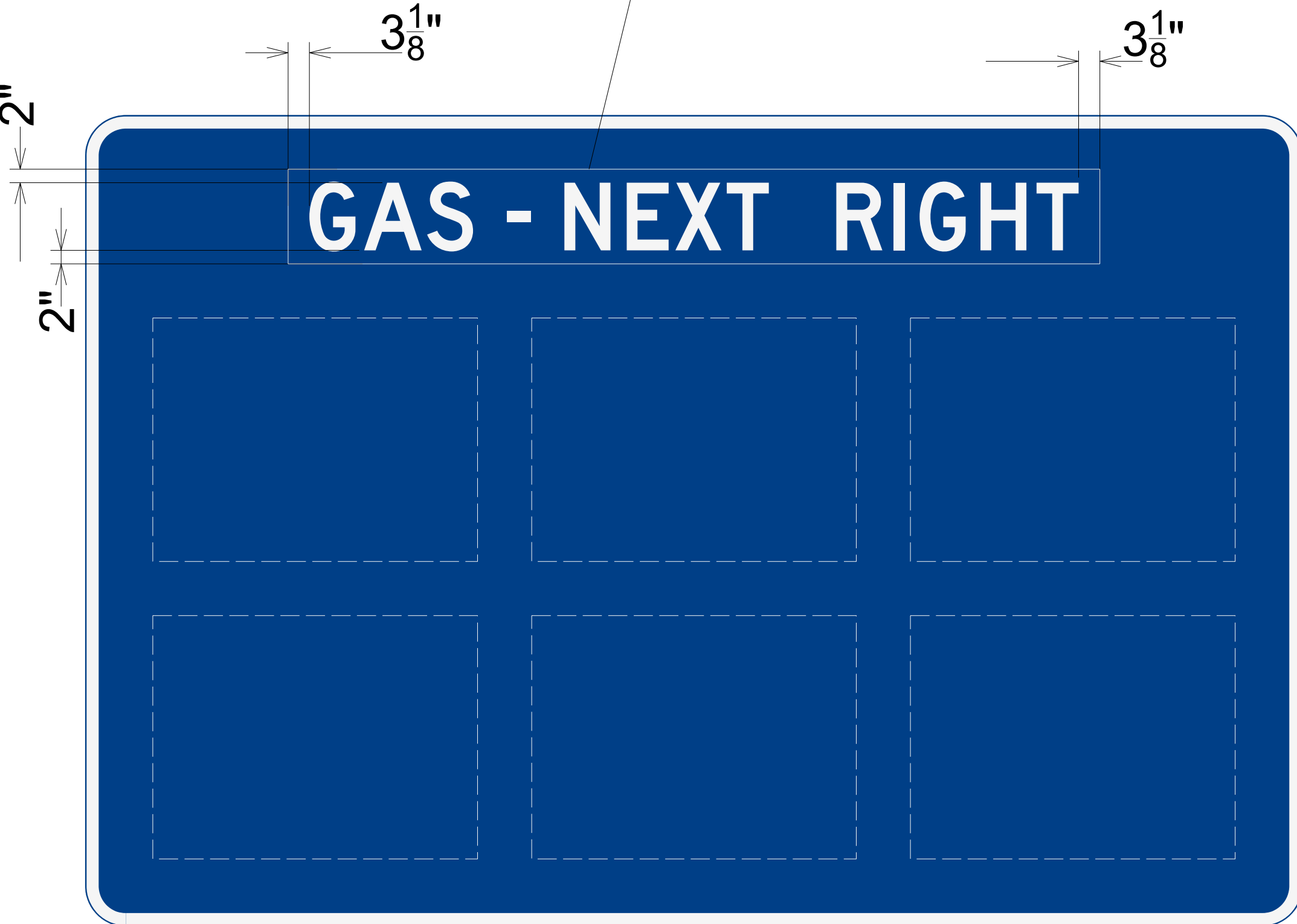
601 603

FOOD - EXIT 211



602 604

GAS - EXIT 211



\$\$\$\$\$SYTIME\$\$\$\$\$
 \$\$\$\$\$\$DGN\$\$\$\$\$
 \$\$\$\$\$\$USERNAME\$\$\$\$\$

GROUND MOUNTED
 OVERLAYS