

SIGN NUMBER: 309  
 TYPE: D  
 QUANTITY: 1

BACKG COLOR: Green  
 COPY COLOR: White

SYMBOL	X	Y	WID	HT
AR_Type D	48.6	4.2	8	12

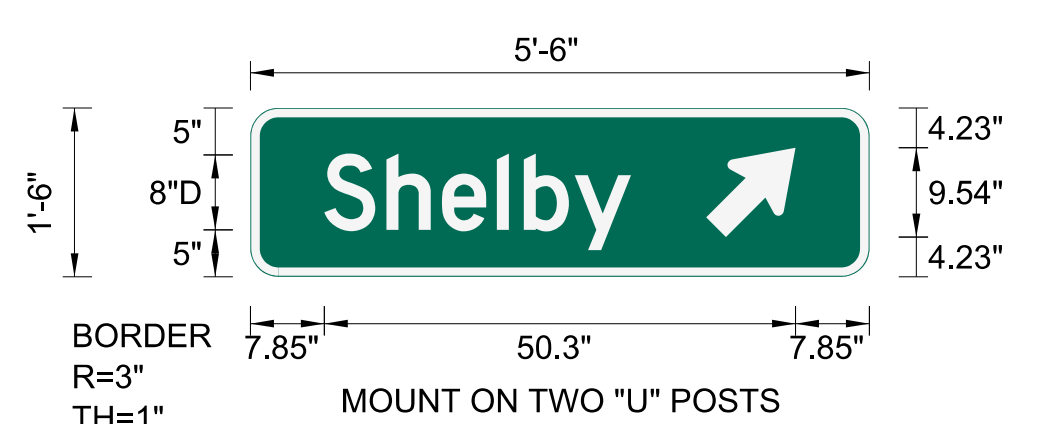
SIGN WIDTH: 66"  
 HEIGHT: 18"  
 TOTAL AREA: 8.3 Sq.Ft.

BORDER TYPE: FLUSH  
 RADII: 3"  
 WIDTH: 1"  
 RECESS: 0"

NO. Z BARS:  
 LENGTH:

MAT'L: 0.125" (3.2MM) ALUMINUM

DESIGN BY: RRH CHECKED BY: BLW DATE: Apr 19, 2023  
 PROJECT ID: R-2707E DIV: 12



USE NOTES  
 1. Legend and border (except those that are colored black) shall be direct applied Grade C sheeting.  
 2. Background shall be Grade C reflective sheeting.

LETTER POSITIONS

Letter spacings are to start of next letter

	S	h	e	l	b	y					Series/Size Text Length
	7.9	6.6	5.9	5.8	2.9	5.4	6	25.4			D 2000
											32.7

SIGN NUMBER: 310  
 TYPE: D  
 QUANTITY: 1

BACKG COLOR: Green / Green  
 COPY COLOR: White

SYMBOL	X	Y	WID	HT
AR_Type D	8.2	24.3	8	12
AR_Type D	50.4	5.7	8	12

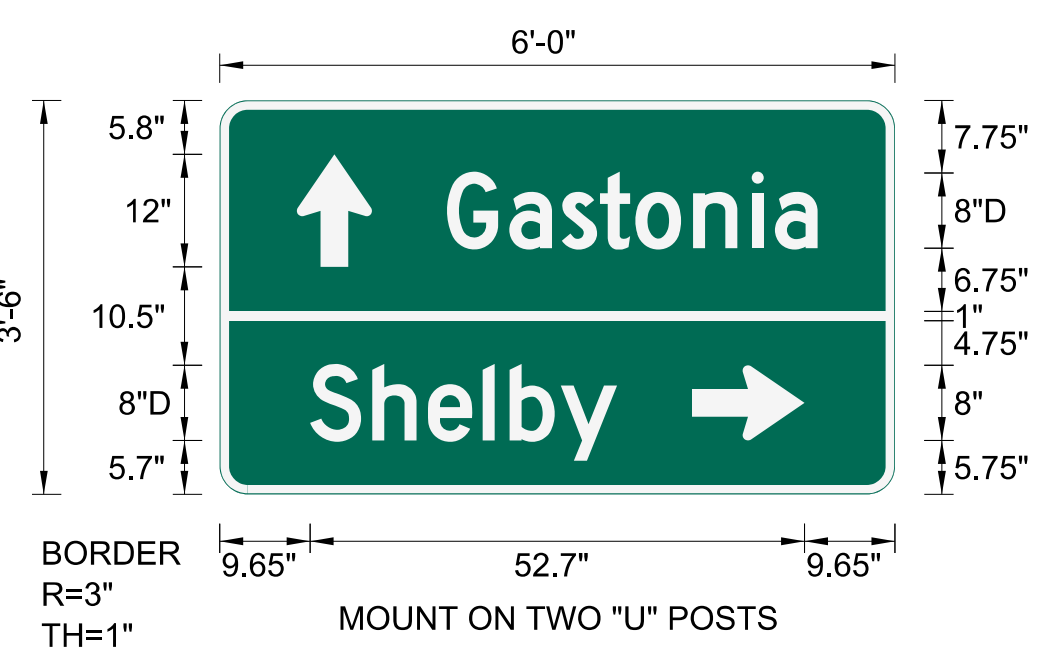
SIGN WIDTH: 72"  
 HEIGHT: 42"  
 TOTAL AREA: 21.0 Sq.Ft.

BORDER TYPE: FLUSH  
 RADII: 3"  
 WIDTH: 1"  
 RECESS: 0"

NO. Z BARS:  
 LENGTH:

MAT'L: 0.125" (3.2MM) ALUMINUM

DESIGN BY: RRH CHECKED BY: BLW DATE: Apr 19, 2023  
 PROJECT ID: R-2707E DIV: 12



USE NOTES  
 1. Legend and border (except those that are colored black) shall be direct applied Grade C sheeting.  
 2. Background shall be Grade C reflective sheeting.

LETTER POSITIONS

Letter spacings are to start of next letter

	G	a	s	t	o	n	i	a			Series/Size Text Length
	24.2	6.6	5.6	4.1	3.8	6.2	2.5	4.6	8.2		D 2000
											39.5
	S	h	e	l	b	y					Series/Size Text Length
	9.6	6.6	5.9	5.8	2.9	5.4	6	29.6			D 2000
											32.7

SIGN NUMBER: 311  
 TYPE: D  
 QUANTITY: 1

BACKG COLOR: Green  
 COPY COLOR: White

SYMBOL	X	Y	WID	HT
AR_Type D	5.6	20.5	8	12
AR_Type D	18.2	4.3	8	12

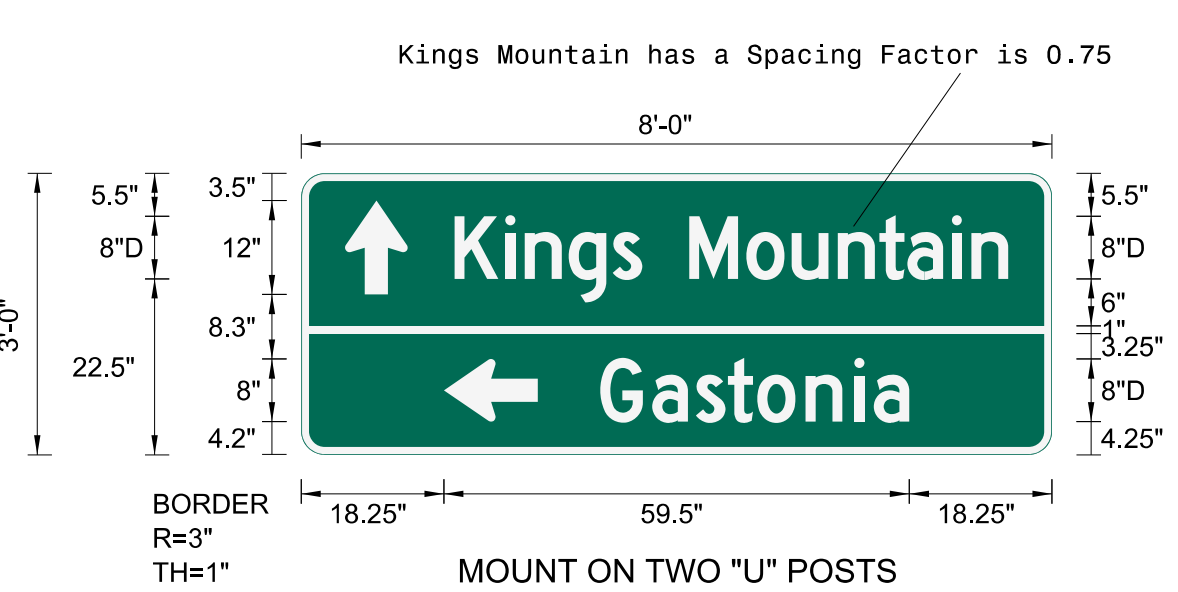
SIGN WIDTH: 96"  
 HEIGHT: 36"  
 TOTAL AREA: 24.0 Sq.Ft.

BORDER TYPE: FLUSH  
 RADII: 3"  
 WIDTH: 1"  
 RECESS: 0"

NO. Z BARS:  
 LENGTH:

MAT'L: 0.125" (3.2MM) ALUMINUM

DESIGN BY: RRH CHECKED BY: BLW DATE: Apr 21, 2023  
 PROJECT ID: R-2707E DIV: 12



USE NOTES  
 1. Legend and border (except those that are colored black) shall be direct applied Grade C sheeting.  
 2. Background shall be Grade C reflective sheeting.

LETTER POSITIONS

Letter spacings are to start of next letter

	K	i	n	g	s	M	o	u	n	t	a	i	n			Series/Size Text Length	
	19.6	6.5	2.5	5.6	5.6	3.8	6	7.3	5.8	5.9	5.3	3.6	5.7	2.5	4.7	5.6	D 2000
																	70.8
	G	a	s	t	o	n	i	a									Series/Size Text Length
	38.2	6.6	5.6	4.1	3.8	6.2	6.2	2.5	4.6	18.2							D 2000
																	39.5

SIGN NUMBER: 312  
 TYPE: D  
 QUANTITY: 1

BACKG COLOR: Brown / Green  
 COPY COLOR: White

SYMBOL	X	Y	WID	HT
AR_Type D	5	31.8	6	9
AR_Type D	46.4	18.5	6	9
AR_Type D	56.9	4.3	6	9

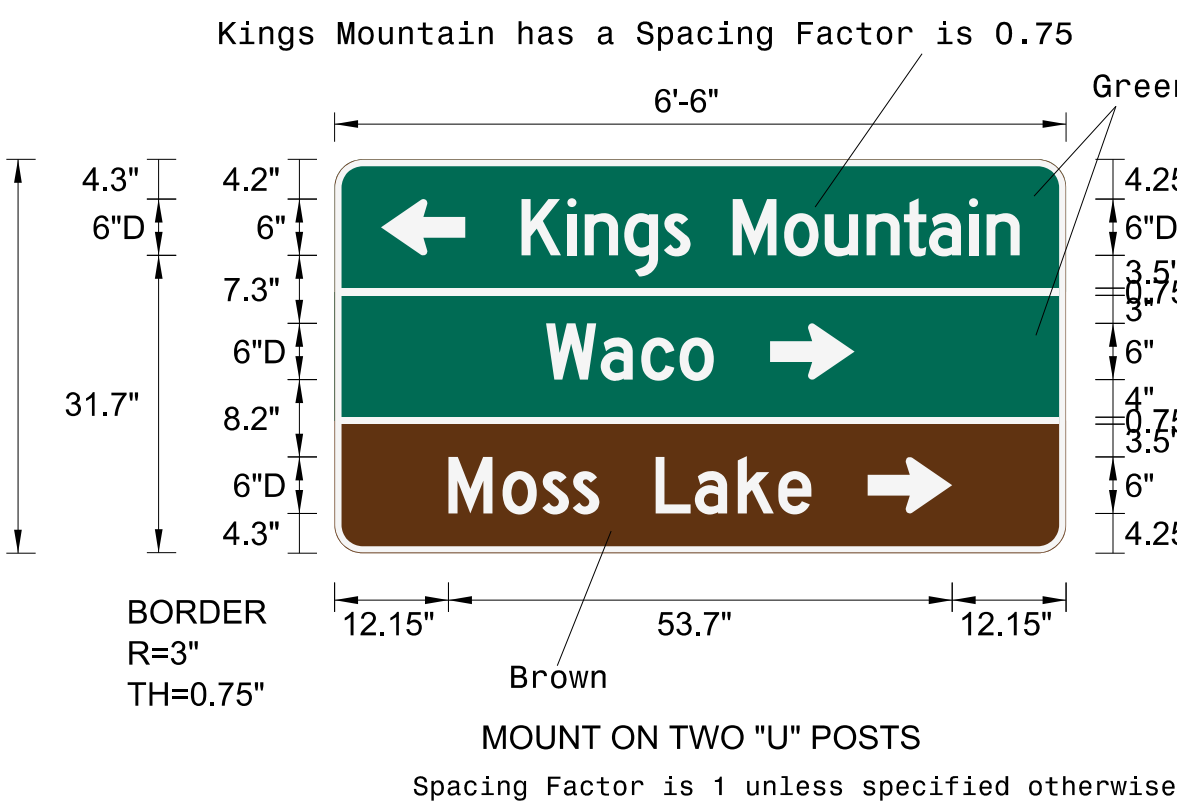
SIGN WIDTH: 78"  
 HEIGHT: 42"  
 TOTAL AREA: 22.8 Sq.Ft.

BORDER TYPE: FLUSH  
 RADII: 3"  
 WIDTH: 0.75"  
 RECESS: 0"

NO. Z BARS:  
 LENGTH:

MAT'L: 0.125" (3.2MM) ALUMINUM

DESIGN BY: RRH CHECKED BY: BLW DATE: Apr 19, 2023  
 PROJECT ID: R-2707E DIV: 12



USE NOTES  
 1. Legend and border (except those that are colored black) shall be direct applied Grade C sheeting.  
 2. Background shall be Grade C reflective sheeting.

LETTER POSITIONS

Letter spacings are to start of next letter

	K	i	n	g	s	M	o	u	n	t	a	i	n			Series/Size Text Length	
	20	4.9	1.9	4.2	4.2	2.8	4.5	5.5	4.3	4.4	4	2.7	4.3	1.9	3.5	4.9	D 2000
																	53.1
	W	a	c	o													Series/Size Text Length
	22.6	5.8	4.3	4.1	3.7	37.6											D 2000
																	17.9
	M	o	s	s	L	a	k	e									Series/Size Text Length
	12.1	5.8	4.3	3.2	2.8	6	4.2	4.6	4.3	3.5	27.2						D 2000
																	38.7

TIP NO. R-2707E SHEET NO. SIGN-4K

APPROVED: *Betsy L. Watson*

DATE: 4/27/2023

SEAL

DOCUMENT NOT CONSIDERED FINAL  
 UNLESS ALL SIGNATURES COMPLETED

\$\$\$\$\$SYTIME\$\$\$\$\$  
 \$\$\$DDGN\$\$\$\$\$  
 \$\$\$USERNAME\$\$\$\$\$