

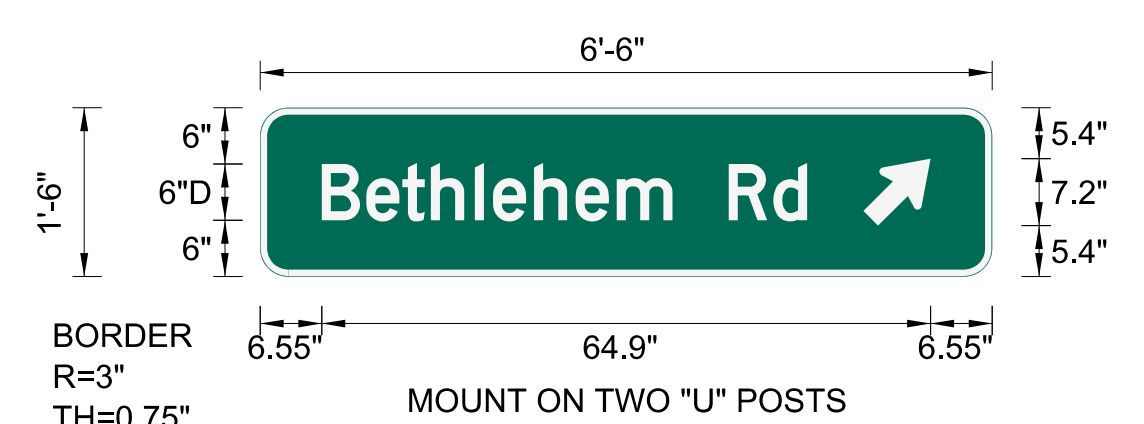
SIGN NUMBER: 305
 TYPE: D
 QUANTITY: 1
 SIGN WIDTH: 78"
 HEIGHT: 18"
 TOTAL AREA: 9.8 Sq.Ft.
 BORDER TYPE: FLUSH
 RADII: 3"
 WIDTH: 0.75"
 RECESS: 0"
 NO. Z BARS:
 LENGTH:

BACKG COLOR: Green
 COPY COLOR: White

SYMBOL	X	Y	WID	HT
AR_Type D	64.3	5.4	6	9

MAT'L: 0.125" (3.2MM) ALUMINUM

DESIGN BY: RRH
 PROJECT ID: R-2707E
 CHECKED BY: BLW
 DIV: 12
 DATE: Feb 16, 2018



USE NOTES
 1. Legend and border (except those that are colored black) shall be direct applied Grade C sheeting.
 2. Background shall be Grade C reflective sheeting.

LETTER POSITIONS

Letter spacings are to start of next letter

Letter spacings are to start of next letter													Series/Size	Text Length	
B	e	t	h	l	e	h	e	m	R	d			D 2000		
6.6	4.7	3.8	3.1	4.7	1.9	4.4	4.4	4.4	5.9	6	4.7	3.6	19.7		51.7

Spacing Factor is 1 unless specified otherwise

SIGN NUMBER: 306
 TYPE: D
 QUANTITY: 1
 SIGN WIDTH: 54"
 HEIGHT: 18"
 TOTAL AREA: 6.8 Sq.Ft.
 BORDER TYPE: FLUSH
 RADII: 3"
 WIDTH: 0.75"
 RECESS: 0"
 NO. Z BARS:
 LENGTH:

BACKG COLOR: Green
 COPY COLOR: White

SYMBOL	X	Y	WID	HT
AR_Type D	41.2	5.4	6	9

MAT'L: 0.125" (3.2MM) ALUMINUM

DESIGN BY: RRH
 PROJECT ID: R-2707E
 CHECKED BY: BLW
 DIV: 12
 DATE: Feb 16, 2018



USE NOTES
 1. Legend and border (except those that are colored black) shall be direct applied Grade C sheeting.
 2. Background shall be Grade C reflective sheeting.

LETTER POSITIONS

Letter spacings are to start of next letter

Letter spacings are to start of next letter													Series/Size	Text Length	
G	a	s	t	o	n	i	a						D 2000		
5.6	5	4.2	3.1	2.8	4.6	4.7	1.9	3.4	18.8					29.6	

Spacing Factor is 1 unless specified otherwise

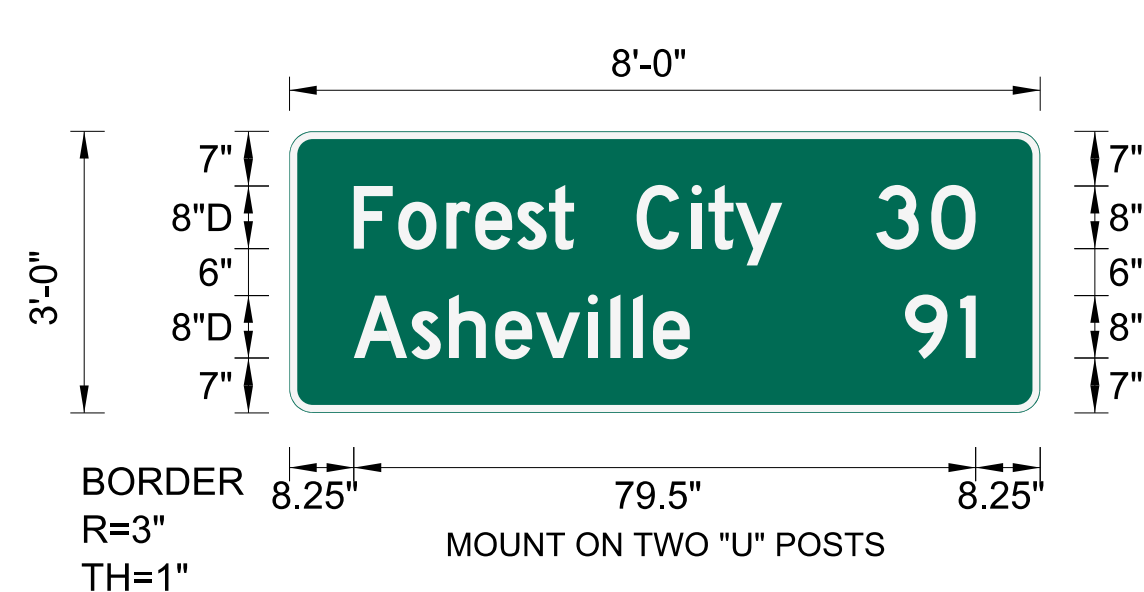
SIGN NUMBER: 307
 TYPE: D
 QUANTITY: 1
 SIGN WIDTH: 96"
 HEIGHT: 36"
 TOTAL AREA: 24.0 Sq.Ft.
 BORDER TYPE: FLUSH
 RADII: 3"
 WIDTH: 1"
 RECESS: 0"
 NO. Z BARS:
 LENGTH:

BACKG COLOR: Green
 COPY COLOR: White

SYMBOL	X	Y	WID	HT

MAT'L: 0.125" (3.2MM) ALUMINUM

DESIGN BY: RRH
 PROJECT ID: R-2707E
 CHECKED BY: BLW
 DIV: 12
 DATE: Apr 03, 2023



USE NOTES
 1. Legend and border (except those that are colored black) shall be direct applied Grade C sheeting.
 2. Background shall be Grade C reflective sheeting.

LETTER POSITIONS

Letter spacings are to start of next letter

Letter spacings are to start of next letter													Series/Size	Text Length			
F	o	r	e	s	t	C	i	t	y	3	0			D 2000			
8.2	5.7	6.2	3.7	5.4	4.1	3.2	8	7	2.2	3.4	6	12	7	5.7	8.2		79.5
A	s	h	e	v	i	l	e									D 2000	
8.2	7.4	4.8	5.9	5.2	6.6	2.9	2.9	2.6	4.7	44.8							43
9	1															D 2000	
78.7	7	2	8.2														9

Spacing Factor is 1 unless specified otherwise

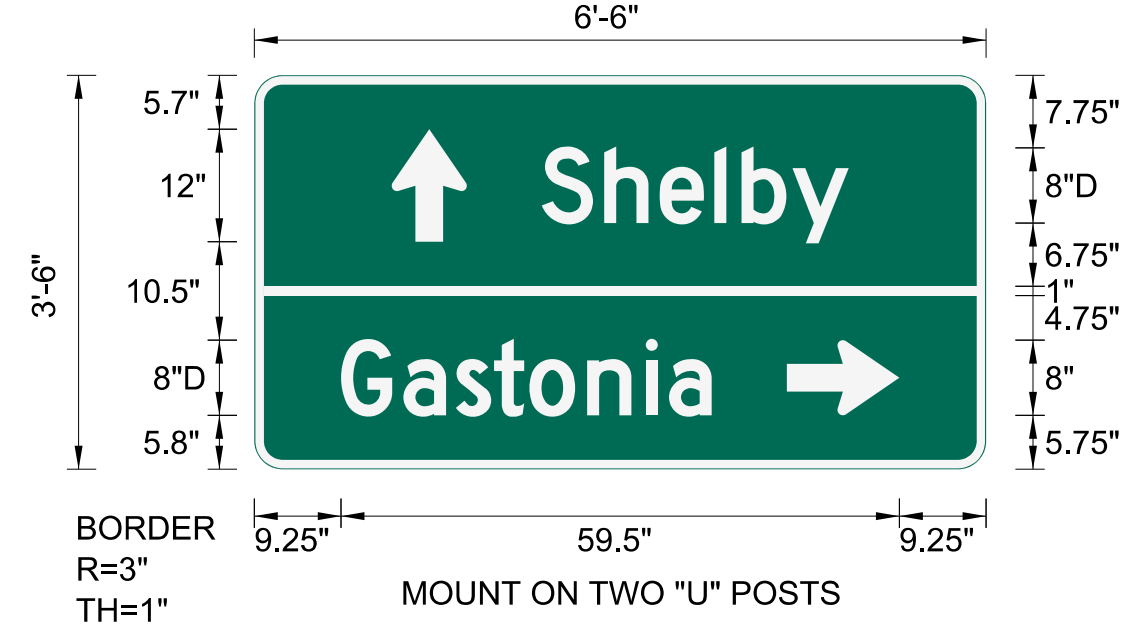
SIGN NUMBER: 308
 TYPE: D
 QUANTITY: 1
 SIGN WIDTH: 78"
 HEIGHT: 42"
 TOTAL AREA: 22.8 Sq.Ft.
 BORDER TYPE: FLUSH
 RADII: 3"
 WIDTH: 1"
 RECESS: 0"
 NO. Z BARS:
 LENGTH:

BACKG COLOR: Green / Green
 COPY COLOR: White

SYMBOL	X	Y	WID	HT
AR_Type D	14.6	24.3	8	12
AR_Type D	56.8	5.8	8	12

MAT'L: 0.125" (3.2MM) ALUMINUM

DESIGN BY: RRH
 PROJECT ID: R-2707E
 CHECKED BY: BLW
 DIV: 12
 DATE: Apr 19, 2023



USE NOTES
 1. Legend and border (except those that are colored black) shall be direct applied Grade C sheeting.
 2. Background shall be Grade C reflective sheeting.

LETTER POSITIONS

Letter spacings are to start of next letter

Letter spacings are to start of next letter													Series/Size	Text Length			
S	h	e	l	b	y									D 2000			
30.6	6.6	5.9	5.8	2.9	5.4	6	14.6								32.7		
G	a	s	t	o	n	i	a							D 2000			
9.2	6.6	5.6	4.1	3.8	6.2	6.2	2.5	4.6	29.2						39.5		

Spacing Factor is 1 unless specified otherwise

TIP NO. R-2707E SHEET NO. SIGN-4J

APPROVED: *Betsy L. Watson*

DATE: 4/27/2023

SEAL

DOCUMENT NOT CONSIDERED FINAL
 UNLESS ALL SIGNATURES COMPLETED

\$\$\$\$\$SYTIME\$\$\$\$\$
 \$\$\$\$\$\$DGN\$\$\$\$\$
 \$\$\$\$\$\$USERNAME\$\$\$\$\$

TYPE 'D' SIGNS